

**CABINET: THURSDAY, 20 JANUARY 2022 at 2.00 PM**

---

A Cabinet Meeting will be held Remotely on 20 January 2022 at 2.00 pm

---

**A G E N D A**

- 1 Minutes of the Cabinet Meeting held on 16 December 2021 and 13 January 2022 *(Pages 1 - 8)*

**Leader**

- 2 South East Wales Corporate Joint Committee *(Pages 9 - 20)*

**Children & Families**

- 3 Childcare Sufficiency Strategy *(Pages 21 - 326)*

**Culture & Leisure**

- 4 Community Engagement & Safety in Parks *(Pages 327 - 348)*
- 5 Physical Activity & Sport strategy *(Pages 349 - 376)*

**Housing & Communities**

- 6 Cardiff Housing Support Programme Strategy *(Pages 377 - 438)*

**Investment & Development**

- 7 Disposal of freehold title in land at St Mellons to Linc Cymru Housing Association *(Pages 439 - 484)*

**Investment & Development and Strategic Planning & Transport**

- 8 City Centre Recovery Action plan *(Pages 485 - 522)*

**Social Care, Health & Wellbeing**

- 9 Cardiff Ageing Well Strategy *(Pages 523 - 586)*

**PAUL ORDERS**

Chief Executive

**This document is available in Welsh / Mae'r ddogfen hon ar gael yn Gymraeg**



**CARDIFF COUNCIL  
CYNGOR CAERDYDD**



**MINUTES**

CABINET MEETING: 16 DECEMBER 2021

|                          |                                                                                                                                                                                                                                                                                |
|--------------------------|--------------------------------------------------------------------------------------------------------------------------------------------------------------------------------------------------------------------------------------------------------------------------------|
| Cabinet Members Present: | <p>Councillor Huw Thomas (Leader)<br/>Councillor Peter Bradbury</p> <p>Councillor Russell Goodway<br/>Councillor Graham Hinchey<br/>Councillor Sarah Merry<br/>Councillor Michael Michael<br/>Councillor Lynda Thorne<br/>Councillor Chris Weaver<br/>Councillor Caro Wild</p> |
| Observers:               | <p>Councillor Adrian Robson<br/>Councillor Emma Sandrey</p>                                                                                                                                                                                                                    |
| Officers:                | <p>Paul Orders, Chief Executive<br/>Chris Lee, Section 151 Officer<br/>Davina Fiore, Monitoring Officer<br/>Sarah McGill, Corporate Director People &amp; Communities<br/>Joanne Watkins, Cabinet Office</p>                                                                   |
| Apologies:               | <p>Councillor Susan Elsmore</p>                                                                                                                                                                                                                                                |

**52 MINUTES OF THE CABINET MEETING HELD ON 18 NOVEMBER 2021**

**RESOLVED:** that the minutes of the meeting held on 18 November 2021 be approved

**53 GREENER, FAIRER, STRONGER: CITY RECOVERY AND RENEWAL STRATEGY**

The Cabinet considered a report containing the Greener, Fairer, Stronger Recovery and Renewal Strategy. The draft strategy had been subject to a series of engagement sessions and stakeholder events, including with young people. The report contained a summary of the results of the engagement which broadly showed support for the missions and priorities in the draft strategy with the themes of open and green space, safety and equality of access to opportunity and services and

transport being raised consistently. The strategy had been updated to reflect the results of the engagement exercise.

**RESOLVED:** that the Greener, Fairer, Stronger Recovery and Renewal Strategy attached as Appendix B to the report be approved

#### 54 **WESTERN GATEWAY**

A report setting out progress and development of the Western gateway regional partnership was received. The report contained details of the partnership's priorities including securing investment in the strategic rail infrastructure linking Cardiff to Bristol, other UK Core Cities and London, as well as unlocking the tidal energy potential of the Severn Estuary. Approval was sought to continue participation in the partnership and for the annual financial contribution of £10000.

**RESOLVED:** that

1. the contents of the report be noted
2. approval be given to the Council's continued participation in the Western Gateway Partnership and the focus on the policy priorities outlined in the report
3. an annual financial contribution of £10,000, as outlined in para 23 of the report be approved

#### 55 **DRAFT RECYCLING STRATEGY 2021-2025**

The draft recycling strategy, 'Make a change to save our planet – Reduce, Re-Use, Recycle for 2021-25' was received. The draft strategy aligned to the Corporate Plan 2020-2023 objective to make Cardiff a world-leading recycling city and sought to ensure that the Council continues to improve recycling services for residents and businesses. It was proposed that the strategy be subject consultation.

The report also outlined proposals for a pilot of 3 stream segregated collections for glass, mixed containers (plastic and metal) and paper / cardboard; alongside the use of reusable bags. Further it was proposed that the Recycling Centre booking system and 'no black bag' policy be retained and the provision of red and white striped bags for residents living in properties unable to store 140litre residual bins be ended with residents now being allowed to present three refuse bags per fortnight from 2022.

**RESOLVED:** that

1. the draft recycling strategy 2021-25; 'Make a change to save our planet – Reduce, Re-use, Recycle' be noted
2. Approval be given to the consultation on the draft recycling strategy 2021-25 – 'Make a change to save our planet – Reduce, Re-use, Recycle' and associated resident survey on improving recycling performance.
3. Agreement be given to

- i. support a pilot of 3 stream segregated collections for glass, mixed containers (plastic and metal) and paper / cardboard; alongside the use of reusable bags
- ii. retain the Recycling Centre booking system and 'no black bag' policy
- iii. cease the provision of red and white striped bags for residents living in properties unable to store 140litre residual bins, instead allowing residents to present three refuse bags per fortnight from 2022

## 56 MUSIC STRATEGY UPDATE

The Cabinet received an update on the development of the music ecosystem for Cardiff, including details for trialling a set of voluntary guidelines for buskers in the city to both support busking and respect the needs of residents and businesses. The report outlined the work of the music board which had met regularly since its creation in December 2019 and had distributed significant support to the freelance music community during the pandemic.

**RESOLVED:** that the update on the development of the music ecosystem for Cardiff and the proposed trial for the voluntary guidelines for buskers in the city centre be noted

## 57 ADULT COMMUNITY LEARNING REVIEW / APPROACH TO FUNDING FOR INTO WORK ADVICE SERVICES

A report outlining proposals for the future of Adult Community Learning service delivery in Cardiff in light of the reductions in Welsh Government grant funding was considered. Given the significant changes to funding to the Community Learning Grant it was proposed that Adult Community Learning be delivered in local areas using existing community buildings across the city which would improve accessibility and will focus the use of the reduced Community Learning Grant funding on direct service delivery, rather than buildings. Learning for Work tutor post would be replaced with specialist Trainer posts that would be more reactive to the changing needs of the job market and 21<sup>st</sup> Century digital knowledge. Virtual learning, as well as online tutorials would continue to be delivered and course delivery would be expanded to include Saturday and evening learning.

The report also contained details of the reduction of funding for the Into Work Advice Service together with a proposal for a regional framework for applications for post EU funding for employability.

**RESOLVED:** that:

- 1. agreement be given to the approach to the future delivery of Adult Community Learning as set out in the report. This includes the repurposing of Severn Road Adult Learning Centre, which would be retained within the Councils Education department, allowing a greater provision of training in existing community settings across the city.

2. the principle of a regional approach of bidding for funds for the Into Work Advice Service, post-European Social Funding be endorsed

## 58 CORPORATE RISK REGISTER

A report providing an update on the risk management position at quarter two was received. The Corporate Risk Register maintains a continued focus on the number of actions / issues still outstanding in respect to Brexit. It was reported that whilst all risks in the Corporate Risk Register remain unchanged for the current period, there were significant challenges in areas such as Social Care where mitigations were being put in place to ensure that there are sufficient resources to meet the demand for care as the Winter approaches. It was also reported that the impact of Covid-19 on existing risks continued to feature as part of quarter two reporting arrangements and these risks would continue to be monitored for the rest of 2021/22.

**RESOLVED:** that the content of the Corporate Risk Register be noted

## 59 CALCULATION OF THE COUNCIL TAX BASE 2022/23

The Cabinet received a report seeking approval of the Council Tax Base for 2022/23, which the authority is required to calculate in accordance with the statutory provisions governing Council Tax under Part 1 of the Local Government Finance Act 1992.

**RESOLVED:** that

- (1) the calculation of the Council's tax base for the year 2022/23 be approved
- (2) pursuant to this report and in accordance with the Local Authorities (Calculation of Tax Base) (Wales) Regulations 1995, as amended, the amount calculated by Cardiff Council as its Council Tax Base for the year 2022/23 shall be 149,107.
- (3) pursuant to this report and in accordance with the Local Authorities (Calculation of Tax Base) (Wales) Regulations 1995, as amended, the amounts calculated by the Council as the Council Tax Base for the year 2022/23 in the community areas subject to a precept shall be as follows:

|                 |       |
|-----------------|-------|
| Lisvane         | 2,697 |
| Pentyrch        | 3,517 |
| Radyr           | 3,983 |
| St. Fagans      | 1,854 |
| Old St. Mellons | 2,321 |
| Tongwynlais     | 822   |

- (4) the arrangements for the payment of precepts in 2022/23 to the Police and Crime Commissioner for South Wales be by equal instalments on the last working day of each month from April 2022 to March 2023; and to the Community Councils, be by one payment on 1 April 2022, reflecting the same

basis as that used in 2021/22; and the precepting authorities be advised accordingly.

## 60 MID YEAR ASSESSMENT OF PERFORMANCE 2021/22

The Cabinet received details of the mid-year assessment of the Council's performance, which drew on a range of sources to judge performance including the progress made against our Corporate Plan commitments, our Budget Monitoring position and the assessment of our regulators. The assessment had also been considered by the Performance Panel.

It was reported that good progress had been made in relation to Capital Ambition priorities however pressure on the social care system was noted.

**RESOLVED:** that the mid-year assessment of the Council's performance as set out in the report and Appendix A, including the delivery of key commitments and priorities at the end of Quarter 2 of 2021/22, and the actions being taken to ensure the effective delivery of Capital Ambition and the Corporate Plan 2021-24 be noted

## 61 PRIVATE EMPTY HOMES POLICY

The Cabinet considered the Private Sector Empty Homes Policy 2021-2024 which outlined the assistance that could be offered to owners to encourage them to bring empty properties back into use as well as the enforcement tools that are available where advice and assistance fails.

**RESOLVED:** that the Private Sector Empty Homes Policy 2021-2024 be adopted

## 62 CORPORATE PROPERTY STRATEGY 2021 TO 2026

**Appendix 3 & 4 to this report are not for publication as they contain exempt information of the kind described in paragraph 14 of Part 4 and paragraph 21 of Part 5 of Schedule 12A of the Local Government Act 1972**

The Corporate Property Strategy 2021-2026 and Annual Property Plan 2021-22 were considered. The Corporate Property Strategy developed the framework for clear property decision making established in the previous property strategy and sought to ensure all decisions relating to property would be taken for the strategic benefit of the Council and in support of the Corporate Plan, the Council's budget and the requirements of service areas. The strategy provided clarity on how the Council intends to monitor and measure the performance of its estate and how it will benchmark performance against key areas of focus. The Strategy also further embedded the Corporate Landlord function as the principle means of managing the estate on a day-to-day basis.

The Annual Property Plan for 2021-22 showed the property transactions completing in 2020-21 and the proposed transactions for 2021-22.

**RESOLVED:** that

1. Approval be given to the Corporate Property Strategy 2021-26 and the associated performance targets to be achieved over the 5 years period.
2. the Annual Property Plan 2021/22 attached as Appendix 2 to the report be approved
3. authority be delegated to the Director of Economic Development, in consultation with the Cabinet Member for Investment and Development, the Section 151 and the Legal Officer to:
  - i) Develop an Outline Business Case to consider the Council's future core office requirement taking account of the recent surveys attached at Confidential Appendix 3.
  - ii) Develop an Outline Business Case to consider the future investment requirements for St David's Hall taking account of the recent survey attached at Confidential Appendix 4.

**63 LLANDAFF CONSERVATION AREA EXTENSION - CONFIRMATION OF ARTICLE 4 DIRECTION**

A report seeking approval to confirm the Article 4(2) Direction relating to the area recently added to the Llandaff Conservation Area; removing permitted development rights afforded to single dwelling houses relating to various minor alterations was received.

**RESOLVED:** that confirmation be given to the additional Llandaff Conservation Area Article 4(2) Direction to remove permitted development rights afforded to single dwelling houses as detailed within the attached Direction.

**MINUTES**

---

CABINET MEETING: 13 JANUARY 2022

---

Cabinet Members Present: Councillor Huw Thomas (Leader)  
Councillor Peter Bradbury  
Councillor Susan Elsmore  
Councillor Russell Goodway  
Councillor Graham Hinchey  
Councillor Sarah Merry  
Councillor Michael Michael  
Councillor Lynda Thorne  
Councillor Chris Weaver  
Councillor Caro Wild

Observers: Councillor Adrian Robson  
Councillor Rhys Taylor

Also:

Officers: Paul Orders, Chief Executive  
Chris Lee, Section 151 Officer  
Davina Fiore, Monitoring Officer  
Sarah McGill, Corporate Director  
Joanne Watkins, Cabinet Office

**64 2022-23 BUDGET MODELLING UPDATE AND CONSULTATION  
REQUIREMENTS**

The Cabinet considered a report containing an update on preparations for the 2022/23 budget. Following receipt of the Provisional Local Government Financial Settlement, the budget modelling had been updated. Cardiff will receive a 10.7% increase in Aggregate External Finance in 2022/3. Careful consideration has also been given to the ongoing impact of the pandemic on the Council's finances in 2022/23 and at this stage, a sum has been set aside in the base to cover both the expenditure and income impact in 2022/23 of £10M. It was noted that work continued to finalise proposals for the 20/23 Budget proposals.

It was proposed that consultation in respect of the 2022/23 Budget take place from the 13<sup>th</sup> January 2022 and run until 4<sup>th</sup> February 2022. The results of the consultation would build on the Ask Cardiff consultation and would be key in the preparation of the final 2022/23 Budget Proposal.

**RESOLVED:** that

- (1) the updated Budget Position for 2022/23 at Provisional Settlement Stage be noted
- (2) the proposed approach to Budget Consultation for 2022/23 be agreed and it be noted that the formal budget consultation will commence on the 13<sup>th</sup> January 2022 and run until 4<sup>th</sup> February 2022. The results of the consultation process will then be considered by Cabinet in preparing their final 2022/23 budget proposal.
- (3) It be noted that the Chief Executive as Head of Paid Service will be issuing all necessary statutory and non-statutory employment consultation in respect of the staffing implications of the proposals.



**CARDIFF COUNCIL  
CYNGOR CAERDYDD****CABINET MEETING: 20 JANUARY 2022**

---

**CITY REGION UPDATE INCLUDING THE SOUTH EAST WALES  
CORPORATE JOINT COMMITTEE****LEADER (COUNCILLOR HUW THOMAS)****AGENDA ITEM: 2**

---

**Reason for this Report**

1. To provide the Cabinet with an update on city-region developments, including the forthcoming establishment of the South East Wales Corporate Joint Committee (CJC).

**Background**

2. In 2017 a Joint Working Agreement (JWA) was signed by the ten local authorities of South East Wales that established the governance model for the Cardiff Capital Region City Deal. As part of these arrangements Cardiff Council was appointed as the Accountable Body. The City Deal established a resourced city-region partnership for the Cardiff Capital Region (CCR), based upon the Joint Working Agreement. Building on these arrangements, which were replicated to a greater or lesser degree elsewhere in Wales, Welsh Government is establishing Corporate Joint Committees to further strengthen regional working across Wales.
3. The Local Government and Elections (Wales) Act 2021 provides the legislative basis for these new structures. The establishment of CJCs will create in law distinct corporate bodies and legal entities, which will be able to directly employ staff, hold assets and budgets, and be directly responsible for exercising specific functions. This differs from City Deal arrangements where the Accountable Body is required to hold responsibility for directly employing staff and holding assets and budgets. The City Deal is also restricted to activities that fall within the remit of the JWA, effectively meaning it can only deal with matters relating to its Investment Fund.
4. Cardiff sits within the South East Wales CJC arrangements, whose boundary is commensurate with the Cardiff Capital Region City Deal and includes its ten constituent local authorities. The South East Wales Corporate Joint Committee Regulations 2021 (the Establishment Regulations) were approved and published by the Welsh Government on 17 March 2021 and came into force on 1 April 2021. The legislation and

related regulations are binding on the Council. In other words, the Council as a matter of law is a member of the South East Wales CJC.

5. The first statutory duty of the CJC for South East Wales is to set its budget on or before 31 January 2022. This report updates Cabinet on recent developments, which will result in a phased establishment of the CJC, including the incorporation into the model in due course of the current City Deal governance and investment arrangements.

## **Issues**

### **Delivery of the City Deal**

6. Since the signing of the Joint Working Agreement the City Deal structure has established a framework of governance to oversee the implementation of the investment fund. This work has included the establishment of the Regional Cabinet as the decision-making body, as well as the Regional Transport Authority, which advises the Cabinet on transport investments, and a Joint Scrutiny Committee.
7. In addition a number of advisory bodies has also been established, including the Regional Economic Growth Partnership (REGP), a multi-stakeholder group comprised of representatives from various economic sectors and interests, which provides review and challenge to investment fund proposals. An Investment Panel comprising members of the REGP and local authority Chief Executives also reviews any potential funding requests before they are presented to the Regional Cabinet. A CCR Business Council has also been established to provide a voice for businesses in the region to ensure that both the needs of enterprise are considered in decision making.
8. The CCR Skills Partnership has also been established that is responsible for identifying regional priorities for skills. The Partnership brings together a wide range of stakeholders, including businesses; industry bodies; higher and further education institutions; training providers; schools; local authorities and the Welsh Government.
9. The economic focus of the City Deal also fits with Cardiff's economic ambitions, notably the focus on sectors such as the creative industries, cyber, fin-tech, renewable energy and advanced manufacturing. To that end a number of key investments aligning with these sectors and the city's economic strategy has already taken place, including:
  - Metro Central: £40m has been allocated to invest in Cardiff Central to modernise the station as part of a wider £200m investment supported by both the Welsh Government and UK Government;
  - Media.Cymru: £3m contribution towards a £50m project to establish the CCR as a global hub for media innovation and production, as part of the UK Research and Innovation's (UKRI's) Strength in Places programme;
  - CSC Foundry: A £38m investment that has established a new compound semi-conductor foundry as part of an agreement

with the Cardiff company IQE. Strength in Places funding has also been secured to support the wider advanced semiconductor cluster, including £25.44M from the UK Government.

- Direct support for businesses within the key sectors identified above.
10. Cardiff has also received in-principle support of circa £3m as part of the Homes for the Region programme that will unlock the development of homes in the city on brownfield land. In addition, funding has also been secured via the Metro Plus project for the Cardiff East Bus Priority Corridor.
  11. The CCR City Deal was recently the subject of a successful “gateway review”, conducted on behalf of the UK Government, which noted “the strong partnership working that is evident between the ten local authorities and a range of external partners” and “a strong pipeline of projects”. As a result, funding for the next five year period has been unlocked.

### **Corporate Joint Committees**

12. Building on these developments, CJsCs have the potential to strengthen the regional ability to coordinate and implement strategic responses to key challenges. While the City Deal arrangements served to galvanise collaboration among the ten partner local authorities, the scope of partnership working has necessarily been circumscribed by the content of the JWA and the City Deal agreement. The creation of a new corporate entity, with its own statutory basis, opens up wider possibilities for local government to pursue regional strategies over and above the City Deal.
13. Conversely, the current Accountable Body model does not allow for the Cardiff Capital Region City Deal (CCRCDD) Joint Committee (the Regional Cabinet) to employ staff, maintain its own balance sheet, or borrow money – in contrast to the powers that have been provided to the new CJsCs, albeit within an affordability context determined, and underwritten, by the constituent local authorities themselves.
14. The initial functions of the South East Wales CJC, as prescribed by the Establishment Regulations, relate to preparation of a Regional Transport Plan, a Strategic Development Plan and the exercise of economic wellbeing powers. In the case of the Regional Transport Plan and Strategic Development Plan, these represent statutory duties of the South East Wales CJC. In the case of the economic wellbeing powers, the CJC has the ability to undertake activities that promote and support economic development within the region.
15. The Establishment Regulations contain key provisions in respect of the South East Wales CJC, including its membership and how it makes decisions. Under the Regulations, the CJC’s membership comprises 10 councillors, one for each constituent council which constitute the existing City Deal arrangements. The Regulations also provide that the CJC

member from each constituent Council shall be the Leader – reflecting the composition of the City Deal Regional Cabinet.

16. Provision is also made for a member from Brecon Beacons National Park Authority, who will only be permitted to vote on matters relating to the strategic planning function
17. While the CJC will be a decision making body in its own right, its budget must be agreed on a unanimous basis by constituent Councils of the CJC, with Welsh Government determining contributions in any scenario where a budget cannot be agreed. Any assets or liabilities entered into by the CJC are the liabilities of the constituent Councils and will need to be included as part of the budget setting processes of respective local authorities.

### **Establishing the South East Wales CJC**

18. Since the proposed CJC builds on the current City Deal arrangements, the Regional Cabinet has been the focal point of discussions to establish the new arrangements.
19. These have proceeded on the basis that local authorities needed to meet the statutory requirement to establish CJsCs while also ensuring that the new governance arrangements resulted in a model that was complementary to, rather than in competition with, concurrent local government arrangements. It was also agreed that the proposed CJC should seek to secure the devolution of resources from Welsh Government to support regional working.
20. A Regional Cabinet report, of 20<sup>th</sup> September 2021, subsequently outlined a proposed governance, delivery and transition model for the CJC. This made clear that local authorities would not expect to lose any powers or resources as a result of the establishment of the CJC, and that the ability of councils to determine their own policy and to deliver functions would remain. In particular the report agreed the following principles:
  - *“A positive-sum game. The uniqueness of the model of LA democratic legitimacy and localism sits at the heart of the CJC which will be owned, controlled and led by LAs. The CJC & LAs are one and the same – with CJC being developed for, with & by LAs.*
  - *“There is no threat to LA services with the assumption that functions, services and resourcing are being pulled from the centre not local authorities. No local power, functions, services or resources will be lost or displaced – unless a case is made and supported by all LAs - and LAs will also deal directly with UK Government and Welsh Government and continue to deliver large-scale projects including those of regional, national and international significance and supported by both governments. This will emphasise absolute concurrence and compatibility with local arrangements.*

- *“CCR CJC is capable of adopting Welsh Government’s policy position and ambitions for a system of regional economic governance – and is equally able to respond in the face of the growing presence of UK Government in Wales. CCR is able to act as a neutral space in the middle, working positively with both bodies to ensure the region is positioned optimally to see challenges and opportunities through the prism of ‘place’ and adopt a sense of enlightened self-interest. With regional investment and ‘localism’ central to developing policy, CCR must deliver for the region, Wales & UK.”*

21. The September report considered a number of governance and delivery model options that would bring together, or at least align, the City Deal and the South East Wales CJC. In sum:

- Do nothing – this would not meet the requirements of the legislation and would therefore be unlawful.
- Like for like - the CJC acts as the decision maker (in place of the Regional Cabinet) and the Accountable Body continues to act as the conduit for project delivery.
- Lift and Shift – The CJC acts as the decision maker (in place of the Regional Cabinet) and acts as the conduit for project delivery (in place of the Accountable Body).
- Holding Company - This would see the CJC act as the decision maker and hold-co/strategic anchor of wholly owned subsidiaries.

22. The Regional Cabinet agreed to pursue the option of ‘lift and shift’. In effect, this would see the transition of the City Deal operational and delivery arrangements into the South East Wales CJC, creating a single corporate body and an integrated model of regional public investment.

23. On this basis, the Regional Cabinet agreed to establish a Transition Plan and Transition Board to oversee the change, based on a critical path for achieving key milestone dates in accordance with the legislation. However, several live “risks and issues” were also noted. In particular, these related to a series of unresolved matters concerning the CJC’s financial status.

24. These outstanding matters are largely fiscal in nature and need the approval of bodies such as HMRC and HM Treasury. They include fundamental financial status concerns including:

- S33 status – VAT
- Corporation Tax
- Wider financial status issues – access to LGPS and borrowing via PWLB

25. Such matters could have significant financial implications for the CJC and its preferred model of governance and delivery; but they remain unresolved in the CJC Regulations published to date. Discussions are

therefore underway with the Welsh Government, HMRC and the UK Government to resolve these issues.

26. The practical effect is that the CCR's preferred option cannot be fully implemented in early 2022. However, as a matter of law, the budget for the CJC has to be set by 31 January.
27. In response, the Regional Cabinet, on 13 December, agreed to adopt a scaled back 'bare minimum' approach to the initial establishment of the CJC on the basis of a nominal budget that does not require any contribution from local authorities, ensuring that the CJC is not unduly exposed to any financial risks arising from unresolved fiscal issues.
28. This approach provides a pragmatic means of meeting the CJC's statutory duties, while allowing further time to enable matters to be concluded via the more expansive lift and shift arrangements noted previously.
29. The initial meeting of the CJC will *inter alia*:
  - set a nominal budget;
  - adopt model Standing Orders;
  - establish statutory sub-committees such as the Governance and Audit Sub-Committee;
  - appoint Chair/Vice Chair(s) – which can mirror existing CCRCD arrangements; and
  - establish practical arrangements in respect of the CJC's basic infrastructure as a separate legal entity such as accounting and reporting requirements, bank account, VAT registration, insurance, and a proportionate records scheme etc.
30. The part year 2021/22 and full year 2022/23 CJC revenue budgets will be drawn from the funding envelope local authorities have already established for operating costs of the City Deal. As it is expected that such costs will be minimal there will be no material impact on the overall resources available to the City Deal. A nil capital budget would also be proposed.
31. In effect, a legal shell will be created through which minimal substantive business will be transacted. In the meantime, the City Deal arrangements will continue to function, on the current basis, with support being provided by the Council as the Accountable Body.
32. The bare minimum phase of the CJC model could last continue until 31 March 2023. However, should the issues outlined above be resolved within the financial year a more substantive budget for the lift and shift model may then be established that would require a further in year budget decision.
33. The Council will also seek further clarification on the means by which future budgets will be determined and approved by constituent Councils. This will include establishing a process by which Cardiff Council reports

and approves any contribution, with subsequent inclusion in the Council's Medium Term Financial Plan.

34. A letter from the Scrutiny Committee Chairs of Cardiff Council was sent on 11 January 2022 to the Director of the Cardiff Capital Region City Deal relating to the need for ensure robust scrutiny arrangements are in place for the Corporate Joint Committee. The letter proposes a regional South East Wales Scrutiny Workshop to take place following the Local Government Elections in 2022.
35. The letter suggests that the workshop involves a range of Scrutiny Members and Chairs from the constituent authorities including those who are likely to be appointed to the CJC Scrutiny Committee. The workshop would contribute to the development of effective Scrutiny arrangements for the CJC at regional and local levels. The proposal will be considered shortly by the CCR.
36. A further report on the next phase of implementation of the CJC will be brought to Cabinet in due course.

### **Future Regional Working**

37. Welsh Government has confirmed that the date of commencement of immediate duties around preparation of the Regional Transport Plan, the Strategic Development Plan and economic wellbeing powers can be changed from the original date set for South East Wales of 28 February 2022 to 30 June 2022, consistent with other CJC regions.
38. Council officials are also in dialogue with Welsh Government to understand the scope of the Regional Transport Plan, which for the first time will have a statutory basis. Consequently, it creates an opportunity to significantly enhance the development and delivery of regional transport infrastructure, particularly the Metro, where investment outside of the local authority area has a considerable impact on travel patterns within the local authority. The Council has made it clear that any Regional Transport Plan would need to complement local transport plans while supporting the aspirations established in our Transport White Paper.
39. Similarly, discussions are continuing with colleagues within Welsh Government and the region to determine the initial scope of the Strategic Development Plan. The Local Development Plan currently in preparation will lock-in the Council's strategic planning aspirations to 2036. However, development of strategic planning at a regional level will be a key issue for the Council in coming years – creating in the long-term an important strategic framework at a regional level that will help to define the context in which Cardiff grows as a city.
40. As with the Regional Transport Plan, local capacity and capability in the area of strategic planning will need to be maintained with the new arrangements building on the local planning framework. It should be noted that key planning functions, such as Development Control and the role of the Local Planning Authority will remain unchanged.

41. Regional Cabinet have also signalled a wish to discuss with Welsh Government the potential for other functions to be transferred into the CJC over time. These include city-region tourism and place branding, inward investment, future iterations of the Valleys Taskforce and Regional Park, and aspects of business support and engagement.
42. Recognising the benefits of regional working in this respect, the Council will also explore with regional partners any potential operating models in the areas of economic development that could provide for greater economies of scale. This could include, for example, place promotion activities where a larger pooled budget, with a potential contribution from Welsh Government, could help to amplify the promotion of the city and the city-region for both investors and visitors.
43. Such models are already operating informally. One example is the Cardiff Capital Region approach to promoting the region at MIPIM, which is managed and delivered by Cardiff Council. This approach has enabled a larger presence at the event to the benefit of both the region and the city Council.
44. In addition, whilst there is little detail on future operating models of the proposed Shared Prosperity Fund, there remains the potential that some programmes may be delivered through regional vehicles. In this circumstance, it will be essential that strong and robust governance arrangements are established in advance.
45. The development of Regional Economic Frameworks by the Welsh Government also outlines their commitment for further regional working. The strategic documents are intended to ensure that all public and private sectors are aligned to a shared vision and common objectives. The Regional Economic Framework for the Cardiff Capital Region outlines the key challenges and opportunities for the region as connectivity, competitiveness and resilience.

### **Reasons for Recommendations**

46. To note the decisions of the CCCR Regional Cabinet on 20 September and 13 December 2021, and the proposed approach to establishing the South East Wales CJC, including the requirement to set and approve a budget on or before 31 January 2022 in accordance with the South East Wales CJC Regulations.

### **Financial Implications**

47. The report provides an update on the CCRCD approach to the transition to a new Corporate Joint Committee (CJC) entity for the South East Wales Region.
48. Enabling legislation is in place which has created the new CJC with its associated powers and functions continuing to be the subject of detailed regulations determined by Welsh Government to support the operationalising of the entity.



49. The report sets out the proposed implementation of a 'bare minimum' interim solution, until a lift and shift of existing CCRCD activities can take place and following resolution of the issues identified in this report. Movement to a bare minimum will require the establishment of practical arrangements in respect of the CJC basic infrastructure as a separate legal entity – accounting & reporting requirements, bank account, VAT registration, minimum insurances, etc. It will also include appointment of key officers such as the Responsible Finance Officer. Corporate Joint Committees have the same financial reporting and disclosure requirements as existing local authorities, including compliance with relevant accounting codes of practice. A bare minimum approach to the CJC will need to consider and work with partners such as Welsh Government and Audit Wales at an early stage to determine approach to compliance in a proportionate way.
50. It should be noted that the regulations require the CJC to determine a capital and revenue budget by 31 January 2022 which will need to be supported and approved by the constituent councils.. It is proposed that any initial budget set for 2021/22 (part year) and 2022/23 will be on a bare minimum basis and will be a minimal nominal budget to protect against any detriment to the short- and long-term operating model.
51. This should be considered for revenue costs as well as the approach in respect to the servicing costs of any liabilities undertaken for capital expenditure and the operating costs of any financial or physical assets. This will also need to be considered as part of the annual budget setting process for the Corporate Joint Committee for inclusion in respective Local Authority budgets.
52. This report will also need to include the basis on which any budget requirement, not funded by external grant or similar, is to be met by CJC constituent Councils and the Brecon Beacons National Park Authority where relevant.
53. It should be noted that in accordance with the regulations establishing CJCs, the budget must be agreed on a unanimous basis by constituent Councils of the CJC, with Welsh Government determining contributions in any scenario where a budget cannot be agreed. Any assets or liabilities entered into by the CJC are the liabilities of the constituent Councils and will need to be included as part of the budget setting processes of respective local authorities.
54. The current Joint Working Arrangement and the principles of the financial model in respect to delivery of CCRCD activities set out Local Authority Contributions towards the Wider Investment Fund. The establishment of the bare minimum CJC does not change the quantum of the already agreed financial obligations of each authority in respect to the Wider Investment Fund.
55. The CCRCD will continue to be supported by Cardiff Council as the Lead Council/Accountable Body until the issues relating to full implementation

of the CJC can be resolved. Further progress will be set out in future reports.

### **Legal Implications**

56. The legislative background to the CJC is set out within the body of this report.
57. Members will note that the CJC will initially be funded by the existing agreed CCR budget for 2021-2022. The CCR may use this budget for the proposed purpose pursuant to the scheme of delegations as set out within the Joint Working Agreement.
58. All decisions taken by or on behalf of the Council must (a) be within the legal powers of the Council; (b) comply with any procedural requirement imposed by law; (c) be within the powers of the body or person exercising powers on behalf of the Council; (d) be undertaken in accordance with the procedural requirements imposed by the Council eg. standing orders and financial regulations; (e) be fully and properly informed; (f) be properly motivated; (g) be taken having regard to the Council's fiduciary duty to its taxpayers; and (h) be reasonable and proper in all the circumstances.
59. The Council has to satisfy its public sector duties under the Equalities Act 2010 (including specific Welsh public sector duties). Pursuant to these legal duties Councils must in making decisions have due regard to the need to (1) eliminate unlawful discrimination, (2) advance equality of opportunity and (3) foster good relations on the basis of protected characteristics. As such a decision to implement the proposal has to be made in the context of the Council's equality act public sector duties.

### **HR Implications**

60. There are no HR implications for this report.

### **Property Implications**

61. There are no property implications for this report.

## **RECOMMENDATIONS**

Cabinet is recommended to:

1. Note the decision of the Cardiff Capital Region City Deal Regional Cabinet on 20 September 2021, which proposed to transfer its existing functions to the South East Wales CJC as part of a preferred 'lift and shift' model.
2. Note the decision of the Cardiff Capital Region City Deal Regional Cabinet on 13 December 2021, which confirmed the implementation of an interim 'bare minimum' governance and delivery model, which will be 'twin-tracked' alongside the operation of Cardiff Capital Region City Deal, until such time as the agreed 'lift and shift' model can be implemented.

3. Note the requirement for the South East Wales CJC, which includes the Leader of the Council as Cardiff Council's representative, to set and approve a 2021/22 (part year) and 2022/23 budget on or before 31 January 2022 in accordance with the South East Wales CJC Regulations.
4. Authorise officers to bring a further report to Cabinet outlining the process for establishing the 'Lift and Shift' model proposed within this report, as well as any further detail on the operation of the CJC and its impact on the Council.

|                                   |                                       |
|-----------------------------------|---------------------------------------|
| <b>SENIOR RESPONSIBLE OFFICER</b> | <b>PAUL ORDERS</b><br>Chief Executive |
|                                   | 14 January 2022                       |

*The following background papers have been taken into account:*

[Cardiff Capital Region City Deal Regional Cabinet, 13 December 2021: Reframing the Approach to Developing the South East Wales Corporate Joint Committee](#)

[Cardiff Capital Region City Deal Regional Cabinet, 20 September 2021: Establishment of Corporate Joint Committee – Preferred Governance & Delivery Option & Transition Model](#)

[The South East Wales Corporate Joint Committee Regulations 2021](#)

This page is intentionally left blank

**CARDIFF CHILDCARE SUFFICIENCY ASSESSMENT 2022-2027**

**CHILDREN AND FAMILIES (CLLR GRAHAM HINCHEY)**

**AGENDA ITEM: 3**

**Reason for this Report**

1. To seek approval to consult on the draft Cardiff Childcare Sufficiency Assessment (CSA). This will be published on Cardiff Councils website, for the required statutory consultation period of 28 days.
2. To delegate authority for the finalisation of the Cardiff Childcare Sufficiency Assessment, to the Director for Adults, Housing and Communities, in consultation with the Cabinet Member for Children and Families, having taken into account the results of the consultation. The Childcare Sufficiency Assessment will need to be submitted to the Welsh Government by the deadline of 30<sup>th</sup> June 2022.

**Background**

3. The Childcare Act 2006 (Local Authority Assessment) (Wales) Regulations 2016 place a duty on local authorities to prepare and publish assessments of the sufficiency of the provision of childcare in its area.
4. The term childcare refers to child care providers, such as childminders, full day-care, afterschool clubs, sessional day-care; and home childcare providers (nannies).
5. Local Authorities must usually prepare and publish their local Childcare Sufficiency Assessment (CSA) at five yearly intervals. Following the Covid-19 pandemic the Welsh Government deferred this requirement for 2021, setting the 30<sup>th</sup> of June 2022 as the new date for all CSAs to be submitted
6. The legislation and accompanying guidance states that the key tasks that each Local Authority is required to undertake to assess the supply of childcare in their areas are:
  - to identify the demand for childcare
  - to analyse if gaps exist and to develop an action plan to deliver the Local Authority's duty to secure, so far as is reasonably practicable, sufficient childcare to meet local needs of parents, (albeit for

working parents or parents undertaking education or training) to assist them to obtain work.

7. Regard must be given to families wishing to access childcare:
  - through the medium of Welsh.
  - for children with a disability or additional need.
  - for those wishing to access childcare, funded via Flying Start, the Childcare Offer, employer supported vouchers or tax-free childcare and lower income families.
8. The legislation requires the draft CSA to be published bilingually on the Council's website for consultation and stakeholder feedback for a period of 28 days. The Local Authority must then amend the draft assessment in such a way as they consider appropriate, taking into account any comments received before the final submission of the assessment is made to Welsh Government.

## **Issues**

9. Cardiff Council's draft CSA proposed for public consultation is attached as appendix 1.
10. Most of the data relating to Cardiff's childcare provision, capacity and demand has been supplied to local authorities by the Care Inspectorate Wales (CIW). The data was collected from childcare providers by CIW in the annual Self-Assessment of Service Statement (SASS) and supplied to Local Authorities in an anonymised format.
11. Data has also been sourced from the Dewis database, from Cardiff Research Centre, from the Education Directorate and from records held by the Council's Childcare Business Support Team.
12. The following limitations relating to the data have been identified:
  - a. At the time the data relates to, there were 432 registered childcare settings, with 30 settings suspended, leaving 402 settings whose data should be included in the 2022-2027 CSA.
  - b. Of these, 353 settings completed and returned their SASS data.
  - c. 49 settings either did not or were not required to return their SASS data to CIW. The timescales do not allow for any amendments to the data before publishing.
13. During the drafting of the CSA, it is evident that some of the data provided through the SASS is not fully accurate. Whilst this data is required to be referred to within the CSA, where possible, any identified errors have been highlighted. These inaccuracies will not impact on the development of an action plan.

## **Initial Findings of the Draft Cardiff Childcare Sufficiency Assessment**

14. The initial findings of the draft Cardiff Childcare Sufficiency Assessment indicate that across Cardiff there is broadly sufficient childcare to meet the

needs of parents so they can access work and/ or training. However, the data indicates that:

- there is some unmet demand in some localities, in specific childcare services and in specific types of childcare provision.
- that further work needs to be carried out to promote the financial support that is available to help pay for childcare,
- that further work is required to ensure that more sectors and settings are fully aware of the Additional Learning Needs and Education Tribunal (Wales) Act 2018 (ALNet) and their responsibilities
- that there are concerns raised regarding recruitment and retention of qualified childcare staff across the city
- that there are concerns regarding the robustness of data used when carrying out Childcare Sufficiency Assessments.

## **Potential Unmet Demand**

### Potential unmet demand by locality.

15. There are lower levels of childcare provision in Cardiff East compared to Cardiff overall. There are also other pockets of potential unmet demand for specific services in four other Neighbourhood Planning Areas (Cardiff North, City and Cardiff South, Cardiff South West and Cardiff West). Further investigations will be required to confirm the exact level of unmet demand. Once this has been established action plans will be put in place to address this.

### Potential unmet demand Welsh medium provision and the Welsh language.

16. The data identifies that there is a potential unmet demand for Welsh medium childcare provision in the following areas.
  - Welsh medium childcare (morning sessions) in Cardiff North.
  - full day care and Cylch Meithrin sessions in Cardiff West.
  - after school care in City and Cardiff South, Cardiff South West and Cardiff West.

If confirmed following further investigation, opportunities will be pursued with Education partners to potentially utilise capital funding made available by the Welsh Government to support Cymraeg 2050 and the Cardiff Welsh in Education Strategic Plan (WESP) to develop or expand Welsh medium childcare linked to Welsh medium primary schools. In addition, Welsh language taster courses designed for the childcare and early years workforce will be promoted with the aim of addressing the low numbers of Welsh medium childminders and the limited Welsh language skills of many childcare staff.

## **Other Findings**

17. Affordability remains a key issue for many families who want or need to access childcare. Cardiff Family Advice and Support (CFAS) are key

partners in increasing the awareness of parents and carers about the range of financial assistance available to help with childcare costs. There is scope to encourage more settings to sign up to provide Tax Free Childcare to assist working parents.

18. Additional Learning Needs, Statement of Educational Need and disability data indicates that not all childcare settings are aware of the Additional Learning Needs and Education Tribunal (Wales) Act 2018 (ALNet) and their responsibilities as providers. The action plan will seek to address this by increasing awareness across the sector and settings. The Council's Childcare Business Support Team in Partnership with Education will extensively promote how providers can access advice, support, guidance and training, in order to respond to the needs of children will be carried out
19. There are significant concerns across the sector regarding recruitment and retention of qualified childcare employees. There are opportunities for the Early Help team to work with the Councils' Into Work Service and the Cardiff Commitment to support the sector with the recruitment and training of childcare staff.
20. Further work is needed to ensure the annual updates, and future Childcare Sufficiency Assessments are informed by the most robust data possible. The questions on the Self-Assessment of Service Statement, which is sent to all providers by Care Inspectorate Wales may need to be reviewed. There were some instances where it was clear that data returned by providers was not accurate. Checks and balances were put in place by the Council's Childcare Business Support Team to ensure that these obvious anomalies were taken into account when carrying out the Childcare Sufficiency Assessment. This issue has also been raised by other local authorities. Therefore, activities to improve the accuracy of the data in the future, by working with key stakeholder partners will also be included in the action plan.
21. Following the public consultation, it is proposed that a full action plan is developed to take forward the issues outlined above.

### **Scrutiny Consideration**

22. The Children and Young People Scrutiny Committee is due to consider this item on 18 January 2022. Any comments received will be circulated at the Cabinet meeting.

### **Reason for Recommendations**

23. To enable the Local Authority to fulfil its statutory responsibility to prepare and publish a local Childcare Sufficiency Assessment (CSA) by the 30th of June 2022.

### **Financial Implications**

24. There are no direct financial implications for this report.



25. The Welsh Governments' Childcare and Play element of the Children and Communities Grant, predominantly funds the delivery of actions identified in the CSA Action Plan. In 2021/22, the initial allocation for the Childcare and Play Grant was £263,065.
26. During 2021/22 The Welsh Government made available additional in-year funding of £10,000 to support CSA related costs, plus £400,631 for additional small scale sustainability grants to help support childcare settings recover from the impact of Covid-19. This funding can support childcare providers for claims made from 1 April 2021 to 31 March 2022.
27. Cardiff Council has a base budget of £8,100 to support the delivery of the actions from the previous CSA Action Plan (2016-2021).

### **Legal Implications**

28. The Childcare Act 2006 (Local Authority Assessment) (Wales) (Regulations 2016 made under section 26 of The Childcare Act 2006 require local authorities to prepare assessments of the sufficiency of childcare provision (Childcare Sufficiency Assessment) and Action Plan in their area every five years and to keep those under review
29. Welsh Government Circular Letter Number WGC 003 2021 issued on the 15 March 2021 stated that "In light of the current pressures on local authorities and the ongoing relative fluidity in terms of the state of the sector, the Welsh Government will provide an extension of time for local authorities to prepare, publish and submit their Childcare Sufficiency Assessment (CSA) 2022 and Action Plan." The letter indicates that the extended date is the 30th of June 2022.

### **The Well-being of Future Generations (Wales) Act 2015**

30. The Well-Being of Future Generations (Wales) Act 2015 ('the Act') places a 'well-being duty' on public bodies aimed at achieving 7 national well-being goals for Wales - a Wales that is prosperous, resilient, healthier, more equal, has cohesive communities, a vibrant culture and thriving Welsh language, and is globally responsible.
31. In discharging its duties under the Act, the Council has set, and published wellbeing objectives designed to maximise its contribution to achieving the national wellbeing goals. The wellbeing objectives are set out in Cardiff's Corporate Plan 2021 -24.
32. When exercising its functions, the Council is required to take all reasonable steps to meet its wellbeing objectives. This means that the decision makers should consider how the proposed decision will contribute towards meeting the wellbeing objectives and must be satisfied that all reasonable steps have been taken to meet those objectives.
33. The wellbeing duty also requires the Council to act in accordance with a 'sustainable development principle'. This principle requires the Council to act in a way which seeks to ensure that the needs of the present are met

without compromising the ability of future generations to meet their own needs. Put simply, this means that Council decision makers must take account of the impact of their decisions on people living their lives in Wales in the future. In doing so, the Council must:

- Look to the long term
- Focus on prevention by understanding the root causes of problems
- Deliver an integrated approach to achieving the 7 national well-being goals
- Work in collaboration with others to find shared sustainable solutions
- Involve people from all sections of the community in the decisions which affect them

34. The decision maker must be satisfied that the proposed decision accords with the principles above; and due regard must be given to the Statutory Guidance issued by the Welsh Ministers, which is accessible on line using the link below: <http://gov.wales/topics/people-and-communities/people/future-generations-act/statutory-guidance/?lang=en>
35. In considering this matter, the Council must have regard to its public sector equality duties under the Equality Act 2010 (including specific Welsh public sector duties). This means the Council must give due regard to the need to (1) eliminate unlawful discrimination, (2) advance equality of opportunity and (3) foster good relations on the basis of protected characteristics. The protected characteristics are age, gender reassignment, sex, race – including ethnic or national origin, colour or nationality, disability, pregnancy and maternity, marriage and civil partnership, sexual orientation, religion or belief – including lack of belief.
36. When taking strategic decisions, the Council also has a statutory duty to have due regard to the need to reduce inequalities of outcome resulting from socio-economic disadvantage ('the Socio-Economic Duty' imposed under section 1 of the Equality Act 2010). In considering this, the Council must take into account the statutory guidance issued by the Welsh Ministers ([WG42004 A More Equal Wales The Socio-economic Duty Equality Act 2010 \(gov.wales\)](#)) and must be able to demonstrate how it has discharged its duty.

### **HR Implications**

37. There are no direct HR implications for this report

### **Property Implications**

38. There are no direct property implications for this report

## RECOMMENDATIONS

Cabinet is recommended to:

1. Approve publication of the draft Childcare Sufficiency Statement on the Cardiff Council website for public consultation.
2. Delegate authority to the Director for Adults, Housing and Communities, in consultation with the Cabinet Member for Children and Families, to approve the final version of the Childcare Sufficiency Assessment having taken into account the results of the consultation.

|                                   |                                                             |
|-----------------------------------|-------------------------------------------------------------|
| <b>SENIOR RESPONSIBLE OFFICER</b> | Jane Thomas<br>Director, Adults, Housing and<br>Communities |
|                                   | 14 January 2021                                             |

*The following appendix is attached:*

Appendix A – Draft Cardiff Childcare Sufficiency Assessment

*The following background papers have been taken into account*

- The Childcare Act 2006 (Local Authority Assessment) (Wales) Regulations 2016 <https://www.legislation.gov.uk/wsi/2016/88/made>
- Childcare: statutory guidance for local authorities (gov.wales) <https://www.legislation.gov.uk/wsi/2016/88/made>

This page is intentionally left blank

Cardiff Council

Childcare Sufficiency Assessment 2022 – 2027

Draft for consultation

## Executive Summary

### Introduction and context

The approach taken in conducting this assessment has been based on meeting the requirements of

- the statutory guidance document *Childcare Statutory Guidance* (2016) and
- the circular letter WGC 003 2021/WG21-28 “*Childcare Statutory Guidance (2016): Securing Sufficient Childcare and Child Sufficiency Assessments*” issued on March 15<sup>th</sup>, 2021

The guidance requires local authorities to undertake:

- Mapping of the current provision of childcare, taking into account:
  - the type of registration and the services provided
  - the age range catered for
  - the times of operation
  - the language of provision
  - the location
  - fee levels
  - ability to provide inclusive provision
  - any additional services/facilities provided.
- Mapping of current attendance patterns, along with the level of vacancies or children waiting for an immediate place
- A parental survey
- Engagement of key stakeholders to access knowledge and intelligence regarding current and future demand
- Use of strategic planning documents and data regarding current and future population; demographic and socio-economic trends, to identify likely future demand
- Identifying the level and type of unmet current and future demand, calculated by analysing the gap between current provision (type, capacity, location) and the current and predicted future demand

### Neighbourhood Planning Areas

The Childcare Sufficiency Assessment utilises Cardiff’s Neighbourhood Planning Areas (NPAs) as geographical sub-divisions of the city and county. Electoral wards in each area are shown overleaf.

Table: Cardiff Neighbourhood Planning Areas

| Neighbourhood Planning Area | Electoral Wards                                                                                                    |
|-----------------------------|--------------------------------------------------------------------------------------------------------------------|
| Cardiff North               | Rhiwbina, Heath, Lisvane, Llanishen, Cyncoed, Penylan, Pentwyn, Pontprennau & Old St. Mellons                      |
| Cardiff East                | Llanrumney, Rumney, Trowbridge                                                                                     |
| Cardiff South East          | Gabalfa, Cathays (part), Plasnewydd, Adamsdown, Splott                                                             |
| Cardiff City & South        | City Centre, Butetown, Grangetown, Cathays (part)                                                                  |
| Cardiff South West          | Ely, Caerau, Canton, Riverside                                                                                     |
| Cardiff West                | Creigiau / St Fagans, Pentyrch, Radyr & Morganstown, Whitchurch & Tongwynlais, Fairwater, Llandaff, Llandaff North |

## Headline findings

The findings of the Childcare Sufficiency Assessment indicate that mostly across Cardiff, there is sufficient childcare to meet the needs of parents to access work and training. However, there are some localities, types of childcare provision and specific childcare services where the data indicates that there is some unmet demand.

The data used to draw these conclusions has been drawn from several different sources, including the most recent mid-year estimates of population, pupil data supplied by Education, and childcare providers' records held on the Dewis database. The main data source for this assessment was the information supplied by childcare settings to the Care Inspectorate Wales, via the Self Assessment of Service Statement (SASS).

There are concerns regarding the accuracy of some of the SASS data supplied, with a number of data outliers identified. Further investigation will be required in some cases to confirm the data findings. Where further investigation is required, this has been identified in the action plan.

There are five main areas for action identified in the assessment, as shown below:

### Potential unmet demand

There are lower levels of provision in Cardiff East compared to Cardiff as whole, and pockets of potential demand for specific services in four other NPAs (Cardiff North, City and Cardiff South, Cardiff South West and Cardiff West). Initial investigation will seek to confirm the level of unmet demand, and plan actions appropriately based on these findings.

### Welsh medium provision and the Welsh language

The data identifies potential Welsh medium demand for morning sessions in Cardiff North; full daycare and Cylch Meithrin sessions in Cardiff West; and after school care in City and Cardiff South, Cardiff South West and Cardiff West. If confirmed following further investigation, opportunities will be pursued, working closely with Education partners to utilise current and future capital funding made available to support Cymraeg 2050 and the Cardiff Welsh in Education Strategic Plan (WESP), to develop or expand Welsh medium childcare linked to Welsh medium primary schools.

Promotion of funded Welsh language taster courses designed for the childcare and early years workforce will seek to address the low numbers of Welsh medium childminders and limited Welsh language skills of many childcare staff.

### Affordability

Affordability remains a key issue for many families who want or need to access childcare. Cardiff Family Advice and Support are key partners in increasing parents' and carers' knowledge about the range of financial assistance available to help with childcare costs. There is scope to encourage more settings to sign up to provide Tax free Childcare to assist working parents.

### ALN, SEN and disability

Data indicates that not all childcare settings are aware of the Additional Learning Needs and Education Tribunal (Wales) Act 2018 (ALNet) and their responsibilities.

The action plan highlights actions to increase awareness across the sector and settings and their access to advice, support, guidance and training, in order to respond to the needs of children.

### Support for the childcare sector

Feedback from providers highlights significant concerns across the sector with regards to settings being able to recruit and retain qualified childcare employees. There are opportunities for working with the Councils' Into Work Service and the Cardiff Commitment to contribute to supporting the sector.



### Improving quality, accuracy, and consistency of data

In undertaking the assessment, it is clear that not all contributors have a shared understanding of some of the language and terminology used when submitting the data required. This leads to inaccuracies in data reporting and therefore impacts on the robustness of the assessment.

Work is needed to ensure the annual updates, and future Childcare Sufficiency Assessments are informed by the most robust data possible so although not Cardiff specific, actions with key stakeholder partners to improve data accuracy are also included.

More detailed actions taken from the main body of the document are included in the table overleaf.

|                                                      |                                                                                                                                                                                                                                                                                                                                                                                                |
|------------------------------------------------------|------------------------------------------------------------------------------------------------------------------------------------------------------------------------------------------------------------------------------------------------------------------------------------------------------------------------------------------------------------------------------------------------|
| <b>Provision: potential unmet demand</b>             | Given the largest disparity between registered childcare places and numbers of children aged 0-14 exists in Cardiff East, a further investigation of the local factors influencing demand and supply will be undertaken. However, it should be noted that no service in this NPA appears to have any children awaiting an immediate place. If required, a local action plan will be developed. |
|                                                      | For the four NPAs (Cardiff North; City and Cardiff South; Cardiff South West; Cardiff West) where demand appears to outweigh capacity, conduct detailed investigation to ascertain robustness of data. If demand exists, contact local providers of identified services to explore ability to expand provision from existing sites.                                                            |
|                                                      | Investigate potential demand for Mornings and Lunch sessional day care provision in Cardiff North                                                                                                                                                                                                                                                                                              |
|                                                      | Identify if any unmet demand exists for out of school in Cardiff East and City and Cardiff South                                                                                                                                                                                                                                                                                               |
| <b>Welsh medium provision and the Welsh language</b> | The Childcare Business Support Team will actively target individual with Welsh language skills when marketing the childminding qualifying training                                                                                                                                                                                                                                             |
|                                                      | Identify if robust evidence for unmet Welsh-medium out of school care demand exists in Cardiff South West.                                                                                                                                                                                                                                                                                     |
|                                                      | Further investigate if demand above capacity to supply exists for Welsh medium full daycare or Cylch Meithrin sessions in Cardiff West. Explore with existing providers within areas where demand above capacity to supply is confirmed whether there are possibilities to expand existing provision                                                                                           |
|                                                      | Further investigate if demand above capacity to supply exists for Welsh medium Morning sessions in Cardiff North. Explore with existing providers within areas where demand above capacity to supply is confirmed whether there are possibilities to expand existing provision.                                                                                                                |
|                                                      | Identify if robust evidence for unmet Welsh-medium out of school care demand exists in City & Cardiff South, Cardiff West and Cardiff South West. Identify if current Welsh medium out of school providers have the capacity to expand places offered.                                                                                                                                         |
|                                                      | Work with partners including the Welsh Government, Education and Mudiad Meithrin to deliver the actions identified in the Cardiff WESP 2022 – 2031                                                                                                                                                                                                                                             |
|                                                      | Signpost the expanded training programme for early years practitioners (increased apprenticeships, the Academi programme and the Croesi'r Bont programme which immerses new practitioners in Welsh) as highlighted in the Cymraeg 2050 2021-2026 Action Plan, in order to increase the number of Welsh speakers within the childcare workforce, especially in English / Both settings.         |

|                                                             |                                                                                                                                                                                                                                                                                                                                                  |
|-------------------------------------------------------------|--------------------------------------------------------------------------------------------------------------------------------------------------------------------------------------------------------------------------------------------------------------------------------------------------------------------------------------------------|
| <b>Affordability</b>                                        | Encourage more setting, initially targeting sessional day care, to sign up to provide Tax Free Childcare and/or accept Childcare Vouchers. Only 13 (33.3%) of sessional day care providers are currently signed up, the lowest proportion of any provider type.                                                                                  |
|                                                             | Continue to provide parents/carers with information of financial assistance with childcare costs via Cardiff Family Advice and Support. The Childcare Business Support Team and Cardiff Family Advice and Support will develop and market an information resource identifying the range of sources of financial assistance with childcare costs. |
|                                                             | Work with Cardiff Inclusion Services, Workforce Development and Cwlwm partners to continue to promote the training offered to childcare providers. The training provides information and advice to increase awareness of the Additional Needs Code and enhance ALN/SEN practice                                                                  |
|                                                             | Work with childcare providers and partners to identify any barriers to accessing training and advice around ALN/SEN                                                                                                                                                                                                                              |
|                                                             | Continue to promote the Assisted Places Grant, which provides funding for additional staffing support to allow access to childcare for the children of working parents who could not otherwise safely attend.                                                                                                                                    |
| <b>ALN, SEN and disability</b>                              | Work with Cardiff Inclusion Services, Workforce Development and Cwlwm partners to continue to promote the training offered to childcare providers. The training provides information and advice to increase awareness of the Additional Needs Code and enhance ALN/SEN practice                                                                  |
|                                                             | Work with childcare providers and partners to identify any barriers to accessing training and advice around ALN/SEN                                                                                                                                                                                                                              |
|                                                             | Continue to promote the Assisted Places Grant, which provides funding for additional staffing support to allow access to childcare for the children of working parents who could not otherwise safely attend.                                                                                                                                    |
| <b>Support for the childcare sector</b>                     | Following the most recent (Q3, Q4 20231-22) additional grant funding provided via the Childcare and Play/Children and Communities Grant, contact providers to generate updated sustainability data for inclusion in the final CSA submitted to Welsh Government in June 2022                                                                     |
|                                                             | Continue to promote childcare as a career of choice through The Cardiff Commitment and Cardiff's Into Work Service to encourage access to apprenticeships and qualifying training opportunities to young people, unemployed people and individuals from under –represented groups                                                                |
| <b>Improving quality, accuracy, and consistency of data</b> | Work with Education, Welsh Government and Care Inspectorate Wales colleagues, to ensure childcare providers correctly understand the use and meaning of terminology relating to early education placements, in order to improve the accuracy of future SASS and other data collection exercises                                                  |
|                                                             | With Flying Start, Welsh Government and Care Inspectorate Wales colleagues, ensure childcare providers correctly understand the use and meaning of terminology relating to Flying Start, in order to improve the accuracy of future SASS and other data collection exercises                                                                     |

## 1. Introduction and context

The approach taken in conducting this assessment can have been based on the statutory guidance document *Childcare Statutory Guidance (2016)* and the circular letter WGC 003 2021/WG21-28 “*Childcare Statutory Guidance (2016): Securing Sufficient Childcare and Child Sufficiency Assessments*” issued on March 15<sup>th</sup>, 2021.

Broadly this approach requires local authorities to undertake:

- Mapping of the current provision of childcare, taking into account:
  - the type of registration and the services provided
  - the age range catered for
  - the times of operation
  - the language of provision
  - the location
  - fee levels
  - ability to provide inclusive provision
  - any additional services/facilities provided.
- Mapping of current attendance patterns, along with the level of vacancies or children waiting for an immediate place
- A parental survey
- Engagement of key stakeholders to access knowledge and intelligence regarding current and future demand
- Use of strategic planning documents and data regarding current and future population; demographic and socio-economic trends, to identify likely future demand
- Identifying the level and type of unmet current and future demand, calculated by analysing the gap between current provision (type, capacity, location) and the current and predicted future demand

### **Key considerations - current provision**

Three main data sources were available for this assessment.

## **Self-Assessment of Service Statement (SASS)**

Supplied to the City of Cardiff Council by the Care Inspectorate Wales (CIW), this data source was collected from Cardiff childcare providers in the summer of 2021 via the Self-Assessment of Service Statement (SASS). The data was collected via an online questionnaire, completed by the 'Responsible Individual/s or Registered Person/s' of registered childcare settings.

- The information contained in the SASS returns included material that could be utilised for the Childcare Sufficiency Assessment (CSA). It also contained other information required by the CIW and by local authorities in order to meet the statutory guidance issued to accompany the Childcare Act 2006 and the School Standards Framework Act 1998. As part of the methodology, it was necessary to extract from the SASS only the information necessary and relevant for the completion of the CSA.
- The overall SASS response rate for Cardiff was 89%, with response rates varying across registration types. 85.4% of childminders, 88% of out of school and 97.6% of full daycare submitted a completed SASS. This rate reflects only settings that were eligible to submit a SASS. Services not registered, newly registered, or temporarily suspended at the time of the SASS were not required to submit.

Table: SASS response rate by setting type. Cardiff, 2021

**No. of Services that submitted SASS returns by Type of Service**

| Local Authority |                            | Cardiff    |
|-----------------|----------------------------|------------|
| Service Type    | Child Minder               | 187        |
|                 | Creche                     | 2          |
|                 | Full Day Care              | 83         |
|                 | Open Access Play Provision | 1          |
|                 | Out of School Care         | 44         |
|                 | Sessional Day Care         | 38         |
| <b>Total</b>    |                            | <b>355</b> |

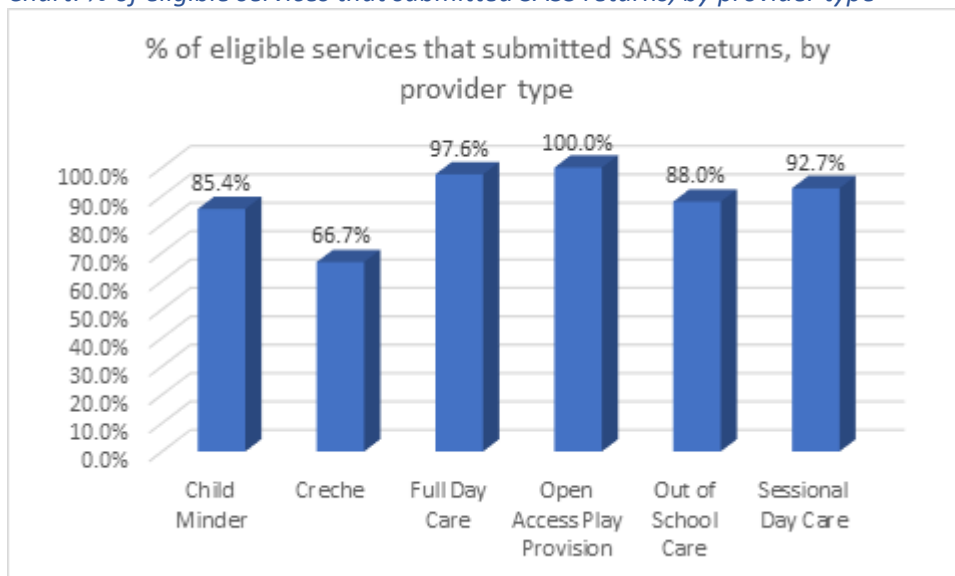
**No. of Services eligible to submit SASS returns by Type of Service**

| Local Authority |                            | Cardiff    |
|-----------------|----------------------------|------------|
| Service Type    | Child Minder               | 219        |
|                 | Creche                     | 3          |
|                 | Full Day Care              | 85         |
|                 | Open Access Play Provision | 1          |
|                 | Out of School Care         | 50         |
|                 | Sessional Day Care         | 41         |
| <b>Total</b>    |                            | <b>399</b> |

**% of Eligible Services that submitted SASS returns by Type of Service**

| Local Authority |                            | Cardiff      |
|-----------------|----------------------------|--------------|
| Service Type    | Child Minder               | 85.4%        |
|                 | Creche                     | 66.7%        |
|                 | Full Day Care              | 97.6%        |
|                 | Open Access Play Provision | 100.0%       |
|                 | Out of School Care         | 88.0%        |
|                 | Sessional Day Care         | 92.7%        |
| <b>Total</b>    |                            | <b>89.0%</b> |

Chart: % of eligible services that submitted SASS returns, by provider type



- The Welsh Government, CIW and colleagues from the All Wales Association of Representatives of Early Years Development and Childcare Partnerships (AWARE) produced guidance for registered settings to help in the completion of the SASS.
- The review of responses indicated either that the guidance had not been followed, or that there had been a wide range of interpretations of the guidance. Where errors (or potential errors) have been identified, given that it is not possible to amend or correct the source data,
  - red font has been used in tables,
  - data has been circled in red on charts, and
  - comments have been included at the end of each section.

### **Cardiff Family Advice and Support – Dewis database**

Cardiff Family Advice and Support operate Cardiff's Family Information Service, and in common with all other local authorities in Wales, data on childcare provision is held on the Dewis database.

Dewis Cymru is the all-Wales database established under the Social Services and Well-being Wales Act to provide families and professionals with information about services that support well-being. Childcare providers are encouraged to create and maintain a current record on Dewis Cymru of their services.

Dewis Cymru is also used as a source of data for the CSA as it can be useful to compare some of the data held on Dewis Cymru with that supplied via the SASS. Both are reliant on childcare providers

entering accurate information. Cross-referencing the two data sources can prove useful in highlighting both alignment and differences, for example, around reported fee levels.

### **Parent/carer Survey**

The Welsh Government worked with AWARE partners to develop a common, all Wales parent/carer survey for the CSA. This was promoted on a national and local level, and distributed to schools, childcare settings and other relevant stakeholders. Please see chapter 8: Understanding the needs of parents and carers for results related to this survey.

Cardiff received 406 completed questionnaires, which represents slightly over 1% of the families with dependent children aged 17 and under in Cardiff, based on 2011 Census data. Although the survey would not be pertinent or relevant to every household with dependent children, the limited response to the survey means that the data is not statistically significant and therefore there are limits to how much this source can be used to inform the CSA. Any comments made by parents in response to the survey and used in this report should be seen as the views and opinions of that parent at the time of completion of the survey and cannot be extrapolated out to apply to the wider population. It should be noted as not all respondents answered all questions, the number of responses received (n) has been included.



## 2. Partnership Working and Consultation

In line with schedule 2 of the statutory guidance, once the draft CSA is published on the Council's website, formal responses will be requested from the following:

- Regional Safeguarding Children Board
- Welsh Medium Education Forum
- Play Monitoring Group
- Job Centre Plus Offices

Responses received from other stakeholders are included in chapter 16: *Consultation responses*.

As part of the Play Sufficiency Assessment children's consultation process, several questions have been included specifically for children who attend childcare settings. The results of this consultation will be included in the final version of the CSA submitted to the Welsh Government in June 2022.

### 3. The Childcare Sufficiency Assessment and Local Well-Being Needs Assessment

The summary below was included in the most recent (2017) Local Well-being Needs Assessment

*The most recent assessments conclude that there are no significant childcare sufficiency gaps at present, and that for the vast majority childcare provision is meeting the needs of families in Cardiff. However, it is noted that demand for out of school childcare is expected to rise due to changes in the welfare system and the projected growth in the population of Cardiff. You can read more on the Family Information Service website.*

The Executive Summary and Action Plan of the 2022-2027 CSA will be shared with the Local Well-being Needs Assessment team to allow them to include a relevant summary in their assessment.

## 4. Population

Cardiff has a population of 369,202 based on the 2020 Mid-Year Estimates

(<https://www.ons.gov.uk/peoplepopulationandcommunity/populationandmigration/populationestimates/datasets/wardlevelmidyearpopulationestimatesexperimental>) .

Whilst this is an increase of 12,042 people from the 2015 Mid-Year Estimate figure of 357,160, the growth in population has not been as rapid as previously expected.

There are 64,357 children aged 0 – 14 years old, and a further 23,232 aged 15 to 19 year olds. Children and young people under 19 make up 23.7% of the local authority’s population.

*Table: Population by NPA: % by age groups (MYE;2020)*

NB: Figures above the Cardiff average are in **bold** and the highest NPA figure is shaded.

Chart

|                                | Cardiff North | Cardiff East | Cardiff South East | City & Cardiff South | Cardiff South West | Cardiff West | Cardiff |
|--------------------------------|---------------|--------------|--------------------|----------------------|--------------------|--------------|---------|
| <b>Demography and Dynamics</b> |               |              |                    |                      |                    |              |         |
| Resident Population            | 97,859        | 38,218       | 69,537             | 43,317               | 57,384             | 62,887       | 369,202 |
| % Population Aged 0-14         | <b>18.7</b>   | <b>22.2</b>  | 11.6               | 14.3                 | <b>20.9</b>        | <b>18.0</b>  | 17.4    |
| % Population Aged 15-19        | 6.0           | 6.0          | <b>8.5</b>         | 6.0                  | 5.4                | 5.5          | 6.3     |
| % Population Aged 20-64        | 55.5          | 56.7         | <b>73.5</b>        | <b>72.4</b>          | 61.0               | <b>56.4</b>  | 62.0    |
| % Population Aged 65+          | <b>19.8</b>   | <b>15.1</b>  | 6.5                | 7.3                  | 12.8               | <b>20.1</b>  | 14.3    |

NB. NPA figures calculated using LSOA data. LSOAs have been assigned to NPAs on a best fit basis. Source: Population/age structure calculated using mid-2020 small area population estimates.

All other information is taken from the 2011 Census

### *Neighbourhood Planning Areas*

A 2013 White Paper, “**Building Communities: A New Approach to Neighbourhood Working**” re-organised the 29 wards into 6 Neighbourhood Partnership Areas, now Neighbourhood Planning Areas (NPAs). The wards in each of these NPAs are set out below and are used throughout the rest of this CSA.

Table: Cardiff Neighbourhood Planning Areas

| Neighbourhood Planning Area | Wards                                                                                                              |
|-----------------------------|--------------------------------------------------------------------------------------------------------------------|
| Cardiff North               | Rhiwbina, Heath, Lisvane, Llanishen, Cyncoed, Penylan, Pentwyn, Pontprennau & Old St. Mellons                      |
| Cardiff East                | Llanrumney, Rumney, Trowbridge                                                                                     |
| Cardiff South East          | Gabalfa, Cathays (part), Plasnewydd, Adamsdown, Splott                                                             |
| Cardiff City & South        | City Centre, Butetown, Grangetown, Cathays (part)                                                                  |
| Cardiff South West          | Ely, Caerau, Canton, Riverside                                                                                     |
| Cardiff West                | Creigiau / St Fagans, Pentyrch, Radyr & Morganstown, Whitchurch & Tongwynlais, Fairwater, Llandaff, Llandaff North |

Map: Cardiff Neighbourhood Planning Areas (NPAs)

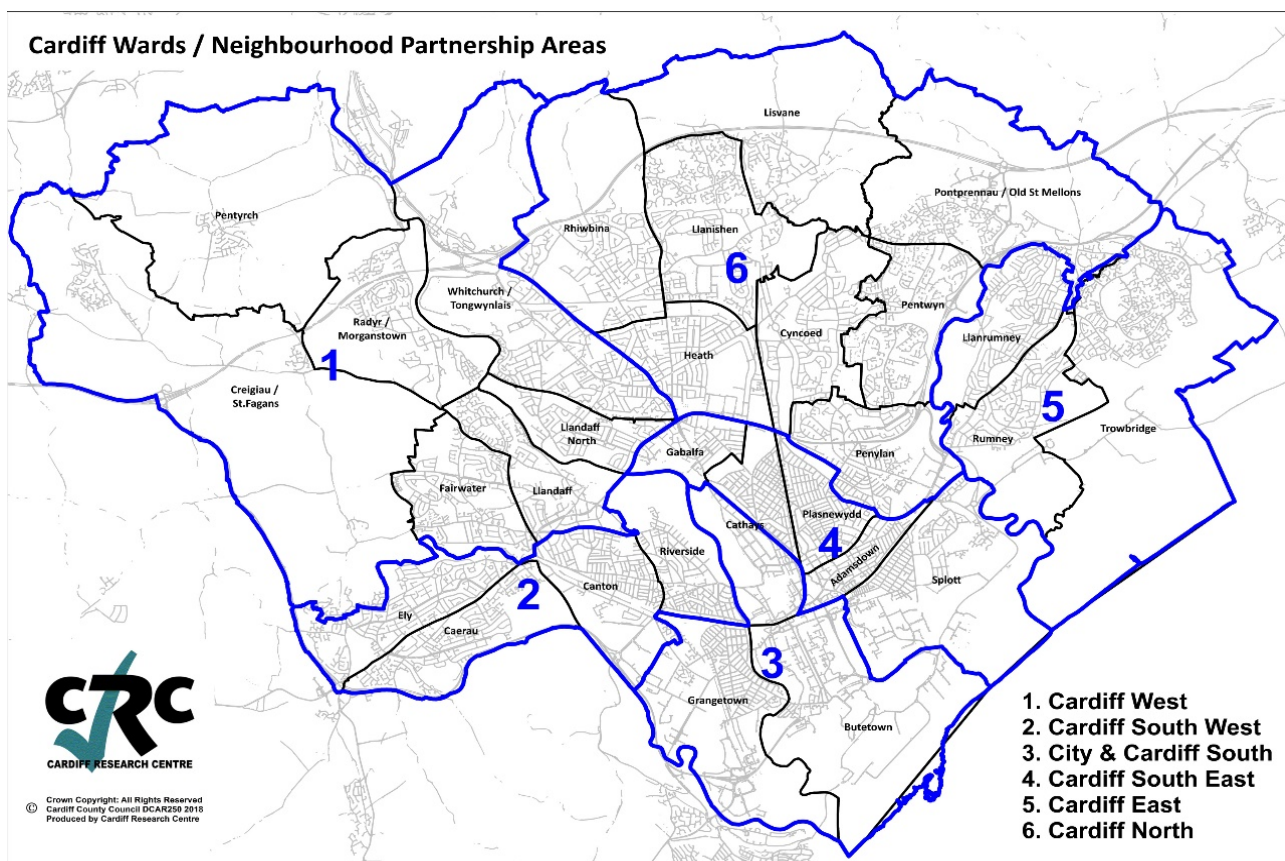


Table: Population by NPA: number by age groups (MYE;2020)

|                                | Cardiff North | Cardiff East | Cardiff South East | City & Cardiff South | Cardiff South West | Cardiff West | Cardiff        |
|--------------------------------|---------------|--------------|--------------------|----------------------|--------------------|--------------|----------------|
| Resident Population (all ages) | 97,859        | 38,218       | 69,537             | 43,317               | 57,384             | 62,887       | <b>369,202</b> |
| Population Aged 0-14           | 18,300        | 8,484        | 8,066              | 6,194.3              | 11,993             | 11,320       | <b>64,357</b>  |
| Population Aged 15-19          | 5,871         | 2,293        | 5,911              | 2,599                | 3,099              | 3,459        | <b>23,232</b>  |
| Population Aged 20-64          | 54,312        | 21,670       | 51,040             | 31,362               | 35,004             | 35,468       | <b>228,856</b> |
| Population Aged 65+            | 19,376        | 5,771        | 4,520              | 3,162                | 7,288              | 12,640       | <b>52,757</b>  |

Table: population by age grouping used in SASS

| Age                   | Cardiff North | Cardiff East | Cardiff South East | City & Cardiff South | Cardiff South West | Cardiff West  | Cardiff       |
|-----------------------|---------------|--------------|--------------------|----------------------|--------------------|---------------|---------------|
| <b>Age 0</b>          | 974           | 456          | 595                | 434                  | 753                | 585           | <b>3,797</b>  |
| <b>Age 1</b>          | 1,080         | 496          | 548                | 422                  | 717                | 651           | <b>3,914</b>  |
| <b>Age 2</b>          | 1,105         | 497          | 579                | 437                  | 750                | 669           | <b>4,037</b>  |
| <b>Age 3</b>          | 1,209         | 533          | 546                | 429                  | 767                | 684           | <b>4,168</b>  |
| <b>Age 4</b>          | 1,310         | 559          | 608                | 488                  | 796                | 740           | <b>4,501</b>  |
| <b>Age 0 - 4</b>      | <b>5,678</b>  | <b>2,541</b> | <b>2,876</b>       | <b>2,210</b>         | <b>3,783</b>       | <b>3,329</b>  | <b>20,417</b> |
| Age 5                 | 1,233         | 576          | 569                | 438                  | 797                | 782           | 4,395         |
| Age 6                 | 1,251         | 598          | 549                | 398                  | 840                | 779           | 4,415         |
| Age 7                 | 1,294         | 572          | 554                | 410                  | 792                | 807           | 4,429         |
| <b>Age 5 - 7</b>      | <b>3,778</b>  | <b>1,746</b> | <b>1,672</b>       | <b>1,246</b>         | <b>2,429</b>       | <b>2,368</b>  | <b>13,239</b> |
| Age 8                 | 1,357         | 645          | 522                | 419                  | 860                | 815           | 4,618         |
| Age 9                 | 1,310         | 612          | 527                | 439                  | 901                | 850           | 4,639         |
| Age 10                | 1,261         | 588          | 527                | 390                  | 815                | 777           | 4,358         |
| Age 11                | 1,218         | 583          | 483                | 393                  | 830                | 814           | 4,321         |
| <b>Age 8 - 11</b>     | <b>5,146</b>  | <b>2,428</b> | <b>2,059</b>       | <b>1,641</b>         | <b>3,406</b>       | <b>3,256</b>  | <b>17,936</b> |
| Age 12                | 1,241         | 612          | 487                | 365                  | 850                | 804           | 4,359         |
| Age 13                | 1,251         | 597          | 454                | 357                  | 773                | 805           | 4,237         |
| Age 14                | 1,162         | 555          | 490                | 357                  | 752                | 760           | 4,076         |
| <b>Age 12 - 14</b>    | <b>3,654</b>  | <b>1,764</b> | <b>1,431</b>       | <b>1,079</b>         | <b>2,375</b>       | <b>2,369</b>  | <b>12,672</b> |
| Age 15                | 1,053         | 477          | 539                | 365                  | 630                | 667           | 3,731         |
| Age 16                | 1,058         | 426          | 559                | 331                  | 618                | 684           | 3,676         |
| Age 17                | 988           | 452          | 628                | 364                  | 611                | 658           | 3,701         |
| <b>Age 15 - 17</b>    | <b>3,099</b>  | <b>1,355</b> | <b>1,726</b>       | <b>1,060</b>         | <b>1,859</b>       | <b>2,009</b>  | <b>11,108</b> |
| <b>Total Age 0-17</b> | <b>21,355</b> | <b>9,834</b> | <b>9,764</b>       | <b>7,236</b>         | <b>13,852</b>      | <b>13,331</b> | <b>75,372</b> |

Chart: Number of children aged 0 – 4 years by age and NPA

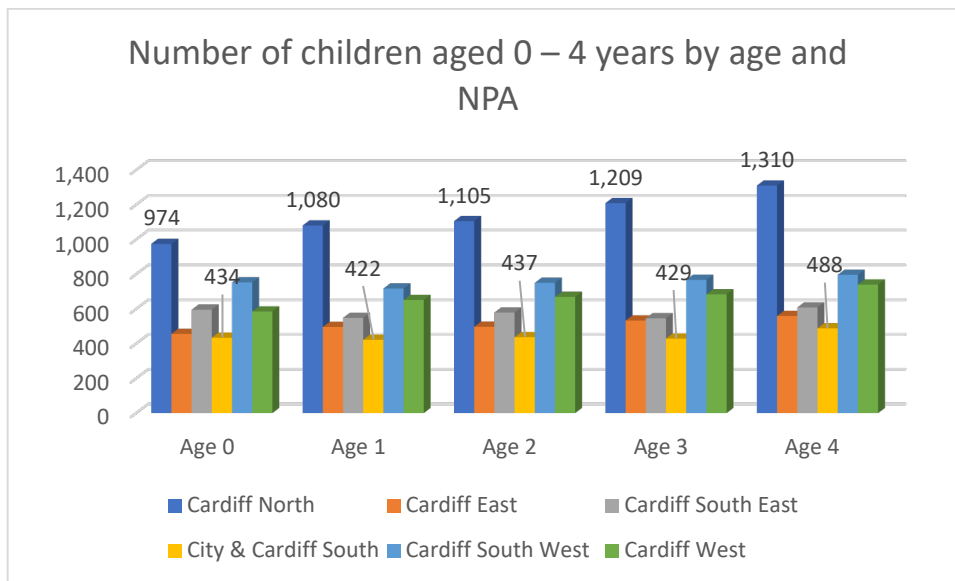
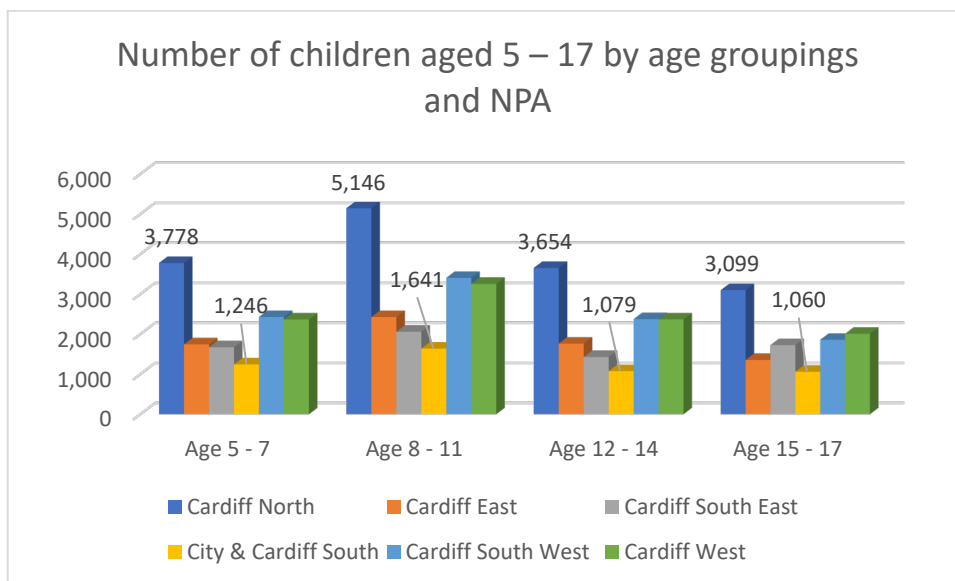


Chart: Number of children aged 5 – 17 by age groupings and NPA



- Cardiff North has the highest number of children of all ages and age groups, with nearly three times the child population aged 0 – 17 (21,355) of that of City & Cardiff South, the NPA with the fewest children aged 0 – 17 (7,236)
- However, children aged 0-17 make up a higher percentage of the population in Cardiff East (22.2%) and Cardiff South West (20.9%) than in Cardiff North (18.7%; Cardiff = 17.4%)

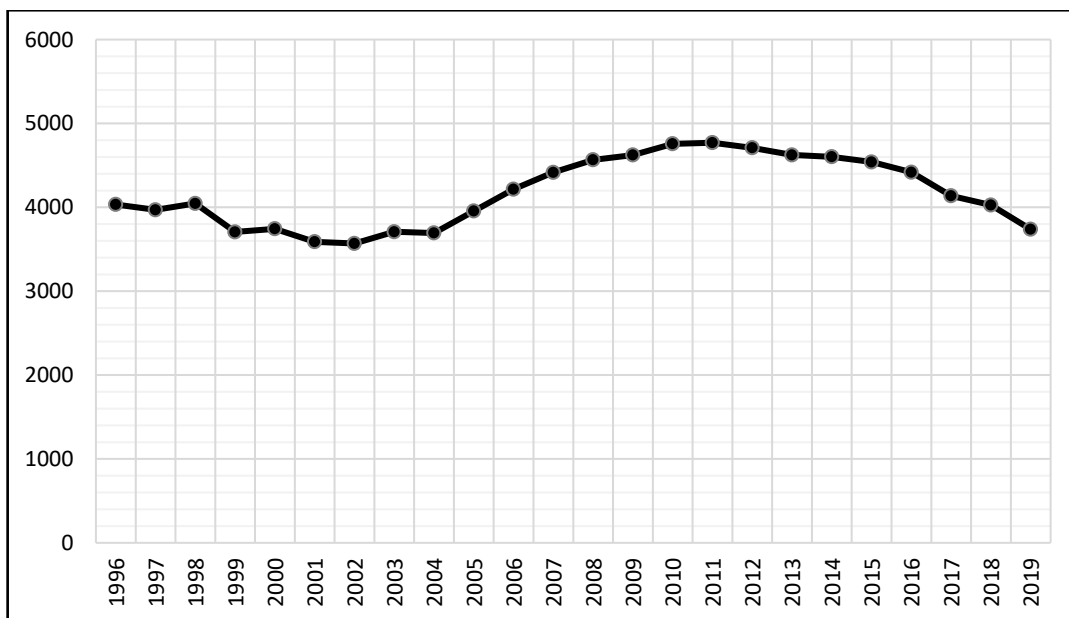
## Birth rates and future population changes

Birth rates in Cardiff have fluctuated significantly in recent history. Population data published on the Welsh Government (Stats Wales) website indicates a cyclical pattern over the past 25 years.

The chart below shows that the number of births fell between 1996 and 2002, at which point the number had fallen to 3,569.

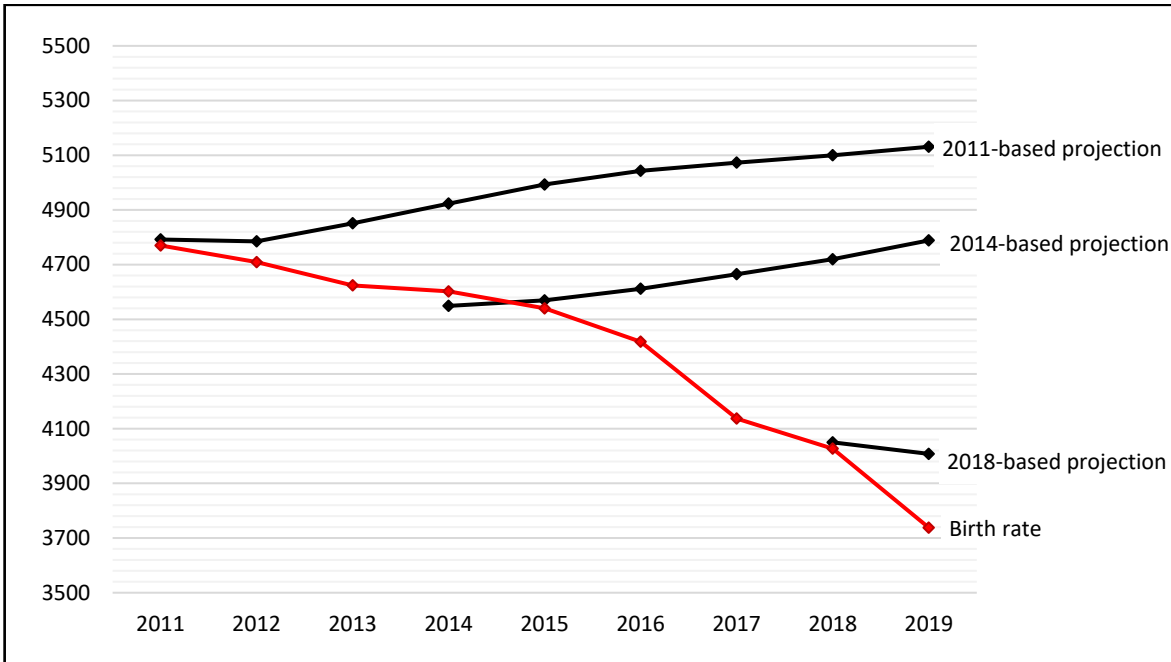
A period of growth followed until a peak of 4770 in 2011, an increase of over 33%. Births started to fall in 2012 and have been decreasing since. Following this pattern, it is more likely that we will continue to see rises and falls in the birth rate rather than a more linear increase over time.

*Chart: Births in Cardiff 1996 – 2019 (Stats Wales)*



This cycle observed in Cardiff's birth rate data differs to the population projections published by Welsh Government in 2011 and 2014, and differs to the most recent 2018-based projections published in 2020:

Chart: Welsh Government projections for number of 0 year olds compared with the birth rate



The Council collects GP registration data from the NHS each year which indicates that the birth rate in Cardiff 2020, when published, will be lower than the birth rate projected by the Welsh Government.

### Future Changes

The Welsh Government publishes population projections for Wales, which are based on the Office of National Statistics' (ONS) national population projections for the UK. The most recent set of projections, based on 2018 data, were published on 4th August 2020. They cover the 25-year period from 2018 to 2043.

The projections do not predict what will happen in the way a forecast would. Rather, they make assumptions about future changes and show what the population would be if those future changes do occur. They do not predict the impact of external factors such as government policies or economic conditions.

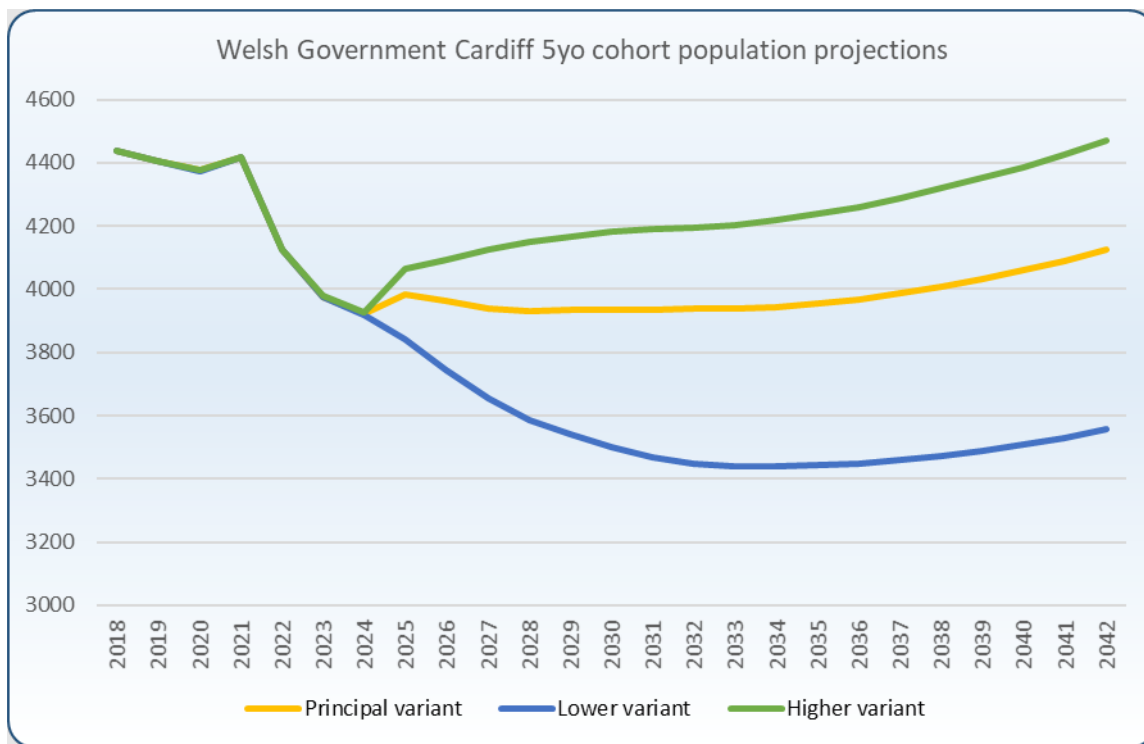
Three different variants were published in 2020: principal, high and low. These are based on assumptions about future fertility, mortality and migration. The principal is the main projection i.e., the best reflection of patterns in demographics. The high and low offer alternative future scenarios, taking into account different assumptions of the three population factors. The variants are not set as limits, but rather give a level of flexibility that reflects the uncertainty of projecting changes in population.



The 2018-based projections show a lower increase in the population in Cardiff than the previous 2014-based projections. The population increase is 6.8% lower than the previous projections. However, Cardiff's population is still projected to increase by 3.2%. Whilst this is not the largest percentage increase within Wales, Cardiff still remains the largest local authority with a projected population of over 375,700 by 2028.

Unlike other areas, the increase in Cardiff's population is largely due to a higher number of births than deaths, with just a small increase from net migration. Although the projections show a decrease in the number of children and young people aged 0 to 15 years old, the number of births is projected to increase between 2018 and 2028.

*Chart: Welsh Government projections for the number of 5 year olds in Cardiff 2018-2043*



However, as outlined on page 8, birth rates in Cardiff have followed a cyclical pattern in the past 25 years. Birth rates have fallen below each of the three WG population projection trajectories published in 2011, 2014 and most recently in 2020 (based on 2018 data).

Population: Employment; working patterns; household composition

Table: Population indicators by NPA: Unemployment; hours worked

NB: Figures above the Cardiff average are in **bold** and the highest NPA figure is shaded

| <b>Unemployment (% of residents aged 16-74)</b>                                      |                      |                     |                           |                                 |                           |                     |                |
|--------------------------------------------------------------------------------------|----------------------|---------------------|---------------------------|---------------------------------|---------------------------|---------------------|----------------|
|                                                                                      | <b>Cardiff North</b> | <b>Cardiff East</b> | <b>Cardiff South East</b> | <b>City &amp; Cardiff South</b> | <b>Cardiff South West</b> | <b>Cardiff West</b> | <b>Cardiff</b> |
| % Unemployed                                                                         | 3.5                  | <b>6.1</b>          | <b>4.5</b>                | <b>4.7</b>                      | <b>5.8</b>                | 3.6                 | 4.4            |
| % of Unemployed: Never worked                                                        | 14.9                 | <b>18.6</b>         | <b>19.6</b>               | <b>19.4</b>                     | <b>20.9</b>               | 15.2                | 18.1           |
| % of Unemployed: Long term unemployed                                                | 37.3                 | <b>41.2</b>         | 35.5                      | <b>38.6</b>                     | 37.2                      | <b>38.0</b>         | 37.7           |
| <b>Hours Worked by those in Employment (% of residents aged 16-74 in employment)</b> |                      |                     |                           |                                 |                           |                     |                |
| % Part time (up to 15 hours)                                                         | 9.2                  | 7.8                 | <b>18.4</b>               | 8.4                             | 8.2                       | 9.0                 | <b>10.4</b>    |
| % Part time (16 to 30 hours)                                                         | 19.1                 | <b>22.4</b>         | 18.6                      | 16.0                            | <b>21.4</b>               | <b>20.4</b>         | <b>19.6</b>    |
| % Full time (31 hours or more)                                                       | <b>71.7</b>          | 69.8                | 63.1                      | <b>75.6</b>                     | <b>70.4</b>               | <b>70.6</b>         | <b>70.0</b>    |

Source: Population/age structure calculated using mid-2020 small area population estimates. All other information is taken from the 2011 Census.

Table: Household composition and Family Status by Number of Parents Working

| Household Composition                                                                                                                                  |               |              |                    |                      |                    |              |         |
|--------------------------------------------------------------------------------------------------------------------------------------------------------|---------------|--------------|--------------------|----------------------|--------------------|--------------|---------|
|                                                                                                                                                        | Cardiff North | Cardiff East | Cardiff South East | City & Cardiff South | Cardiff South West | Cardiff West | Cardiff |
| Lone Parent with Dependent Children (number of households)                                                                                             | 2,314         | 1,904        | 1,543              | 851                  | 2,495              | 1,829        | 10,936  |
| Family Status by Number of Parents Working (All parents aged 16 and over with dependent children)                                                      |               |              |                    |                      |                    |              |         |
| % Couple family: Both parents working                                                                                                                  | 64.0          | 45.2         | 40.4               | 32.9                 | 42.6               | 63.7         | 52.8    |
| % Couple family: One parent working                                                                                                                    | 18.5          | 18.6         | 25.9               | 32.2                 | 22.1               | 16.7         | 20.7    |
| % Couple family: No parents working                                                                                                                    | 3.8           | 8.8          | 10.4               | 14.6                 | 9.5                | 3.4          | 6.9     |
| % Lone parent family: Parent working                                                                                                                   | 9.0           | 13.2         | 11.3               | 9.4                  | 12.2               | 10.5         | 10.7    |
| % Lone parent family: Parent not working                                                                                                               | 4.7           | 14.2         | 12.0               | 10.9                 | 13.6               | 5.7          | 8.9     |
| NB. NPA figures calculated using LSOA data. LSOAs have been assigned to NPAs on a best fit basis. All other information is taken from the 2011 Census. |               |              |                    |                      |                    |              |         |

Chart: Lone parent households with dependent children by NPA

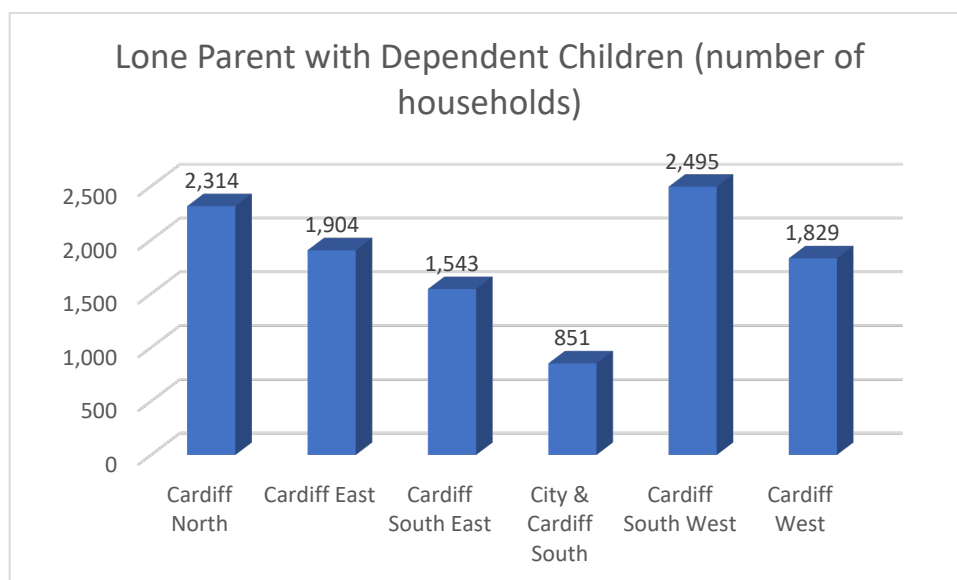
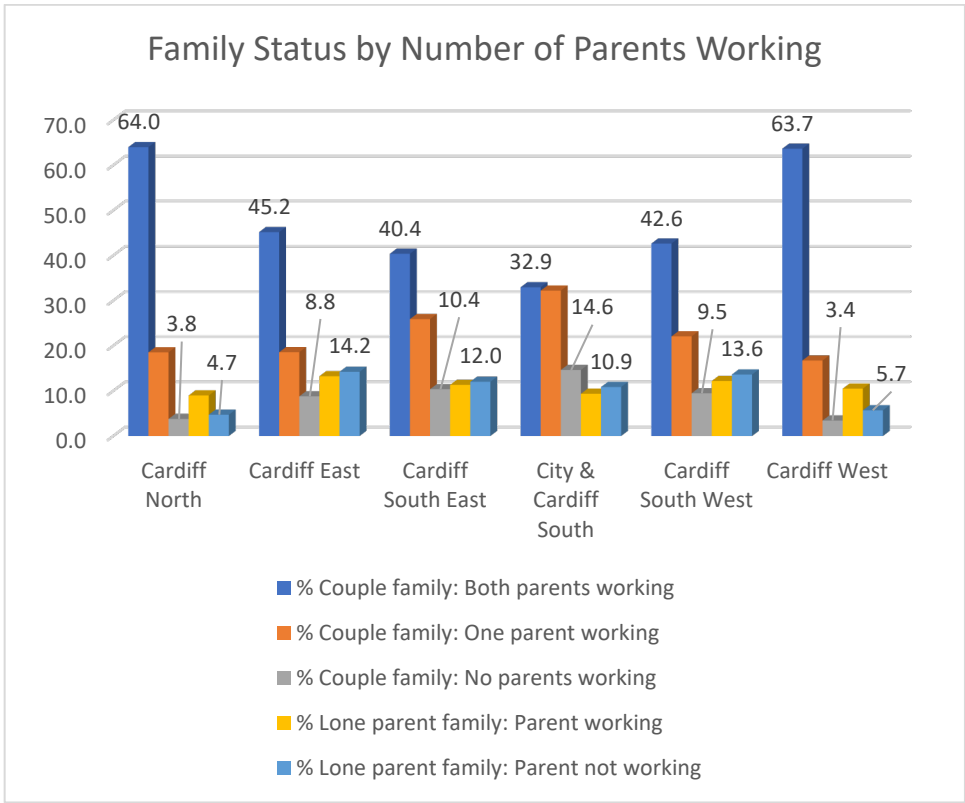


Chart: Family Status by Number of Parents Working (All parents aged 16 and over with dependent children)



- Of unemployed people, the highest percentage of long-term unemployed people live in Cardiff East (41.2%), followed by City and South (38.6%) and Cardiff West (38%). The Cardiff average is 37.7%.
- The highest number of lone parent families with dependent children are in Cardiff South West (2,495), followed by Cardiff North (2,314). The smallest number are in City& Cardiff South (851)
- The NPA with the highest percentage of families where all parents work is Cardiff West (63.7% of two parent families, 10.5% of lone parent families). The NPA with the lowest percentage is City & Cardiff South (32.9% of two parent families, 9.4% of lone parent families). NB: all parents in a family must be working and earning within the permissible income range to be eligible for the Childcare Offer (assuming they have an eligibly aged child)
- The % of ‘both couples working’ varies by 31.1 percentage points between the highest (Cardiff North at 64%) and the lowest (City & Cardiff South at 32.9%). The % of lone parents working varies by 4.2 percentage points between the highest (Cardiff East at 13.2%) to the lowest in Cardiff North (9%)

## Children in workless households (as at year end 2018)

Table: Number and % of children in workless households 2018

|         |        |      |
|---------|--------|------|
| Cardiff | 9,200  | 13.1 |
| Wales   | 68,700 | 12.6 |

Source: Stats Wales [Children living in workless households by area, variable and household status \(gov.wales\)](#)

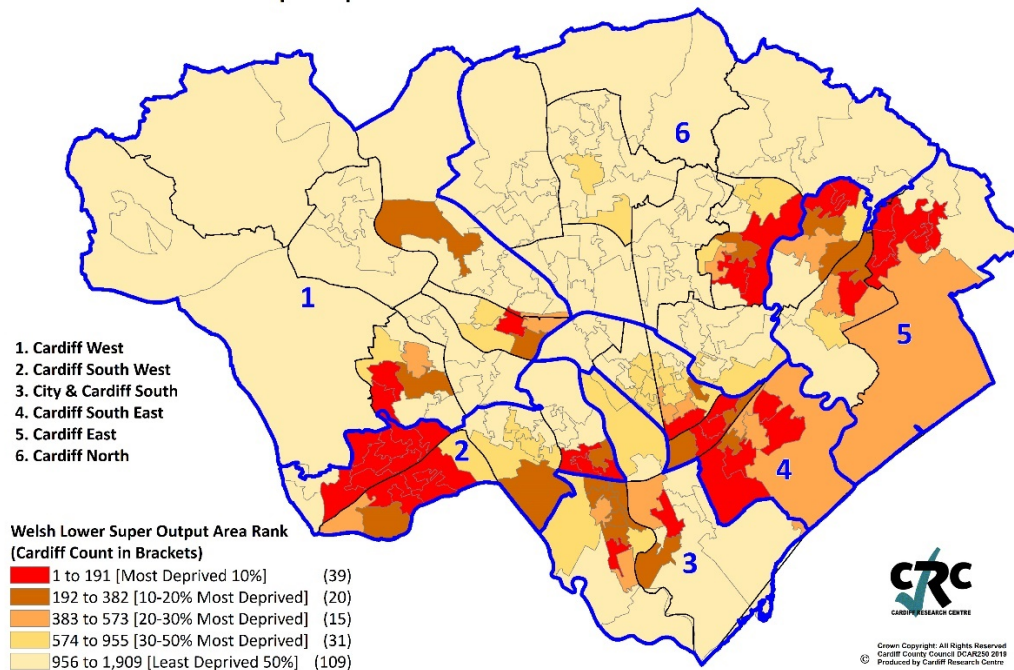
- Cardiff has a higher percentage of children living in workless households (13.1%) than the Wales average (12.6%)

## WIMD – Child Deprivation

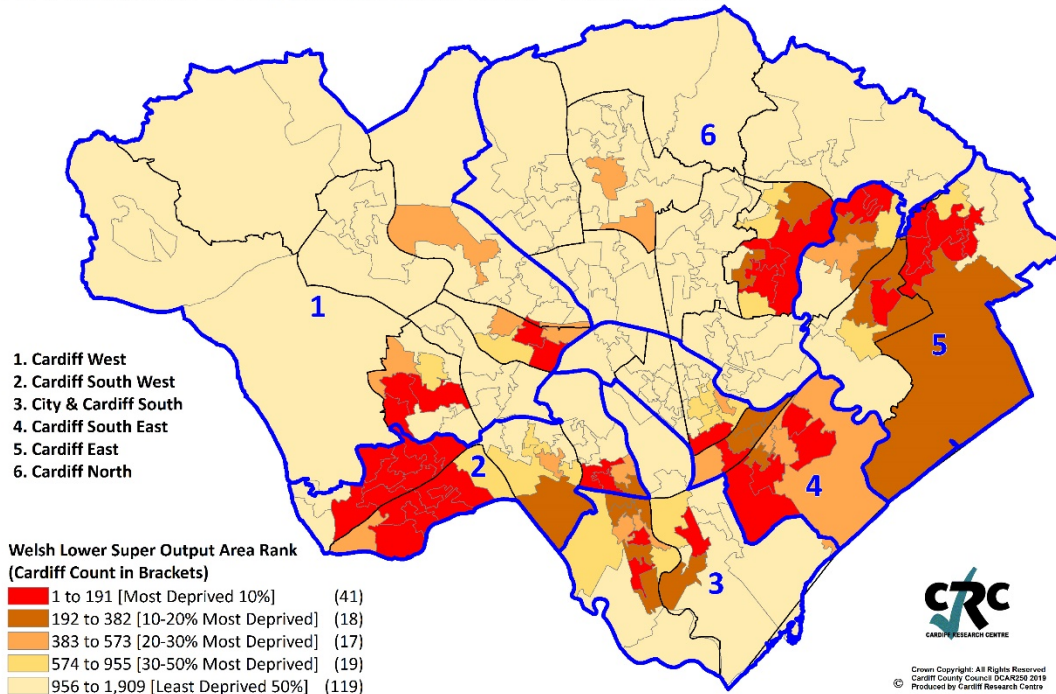
The Welsh Index of Multiple Deprivation (WIMD) is the official measure of relative deprivation<sup>2</sup> for small areas in Wales. It is designed to identify those small areas containing 1,000 to 3,000 people, known as lower super output areas, where there are the highest concentrations of different types of deprivation. In terms of overall performance in the WIMD, only two other local authorities in Wales have a higher percentage of people who are amongst the 10% most deprived in Wales.

Map: 2019 Welsh Index of Multiple Deprivation: Cardiff – overall ranks, NPAs

### 2019 Welsh Index of Multiple Deprivation: Cardiff - Overall Ranks



**2019 Welsh Index of Multiple Deprivation: Cardiff - Income Domain**



The table below shows for the child income deprivation indicator, the percentage of small areas (LSOAs) in each Local Authority which were in each of the following cumulative groups: the most deprived 10%, 20%, 30% and 50% of LSOAs in Wales. This analysis can be seen as identifying the concentration of the most deprived areas in a Local Authority, rather than an average level of deprivation

Table: child income deprivation indicator

| Local authority | Number of LSOAs in local authority | % LSOAs with the 10% highest rates (46 - 99%) | % LSOAs with the 20% highest rates (37 - 99%) | % LSOAs with the 30% highest rates (31 - 99%) | % LSOAs with the 50% highest rates (22 - 99%) |
|-----------------|------------------------------------|-----------------------------------------------|-----------------------------------------------|-----------------------------------------------|-----------------------------------------------|
| Cardiff         | 214                                | 20.1                                          | 33.2                                          | 42.5                                          | 52.3                                          |
| Wales           | 1909                               | 10.0                                          | 20.0                                          | 30.0                                          | 50.0                                          |

[Area Analysis of Child Deprivation 2014 \(WIMD Indicators 2014\) \(ioe.ac.uk\)](http://ioe.ac.uk)

- The Local Authority with the highest proportion of LSOAs in the most deprived 10% in Wales for child income deprivation was Cardiff (20.1 per cent).

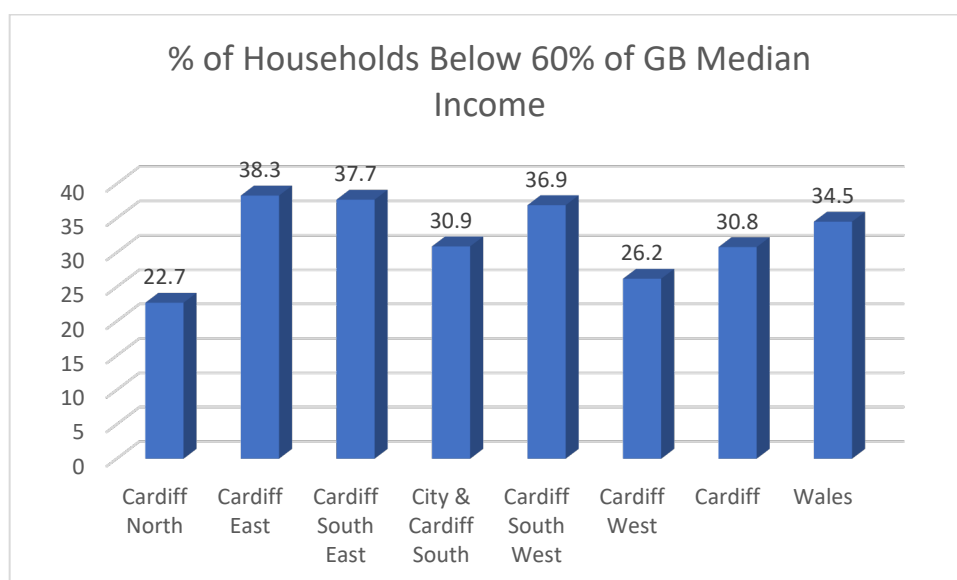
## Household income poverty

Table: % of households in Cardiff below 60% of Great Britain median income by neighbourhood partnership area, 2015

| <b>NPA</b>           | <b>Total Households</b> | <b>No. of Households Below 60% of GB Median Income</b> | <b>% of Households Below 60% of GB Median Income</b> |
|----------------------|-------------------------|--------------------------------------------------------|------------------------------------------------------|
| Cardiff North        | 40,739                  | 9,230                                                  | 22.7                                                 |
| Cardiff East         | 15,932                  | 6,105                                                  | 38.3                                                 |
| Cardiff South East   | 27,085                  | 10,219                                                 | 37.7                                                 |
| City & Cardiff South | 15,551                  | 4,804                                                  | 30.9                                                 |
| Cardiff South West   | 24,156                  | 8,917                                                  | 36.9                                                 |
| Cardiff West         | 26,754                  | 7,002                                                  | 26.2                                                 |
| <b>Cardiff</b>       | <b>150,217</b>          | <b>46,276</b>                                          | <b>30.8</b>                                          |
| <b>Wales</b>         | <b>1,333,073</b>        | <b>459,283</b>                                         | <b>34.5</b>                                          |

HOUSEHOLD INCOME POVERTY 2015 Source: Paycheck, CACI

Chart: % of households in Cardiff below 60% of Great Britain median income by neighbourhood partnership area, 2015



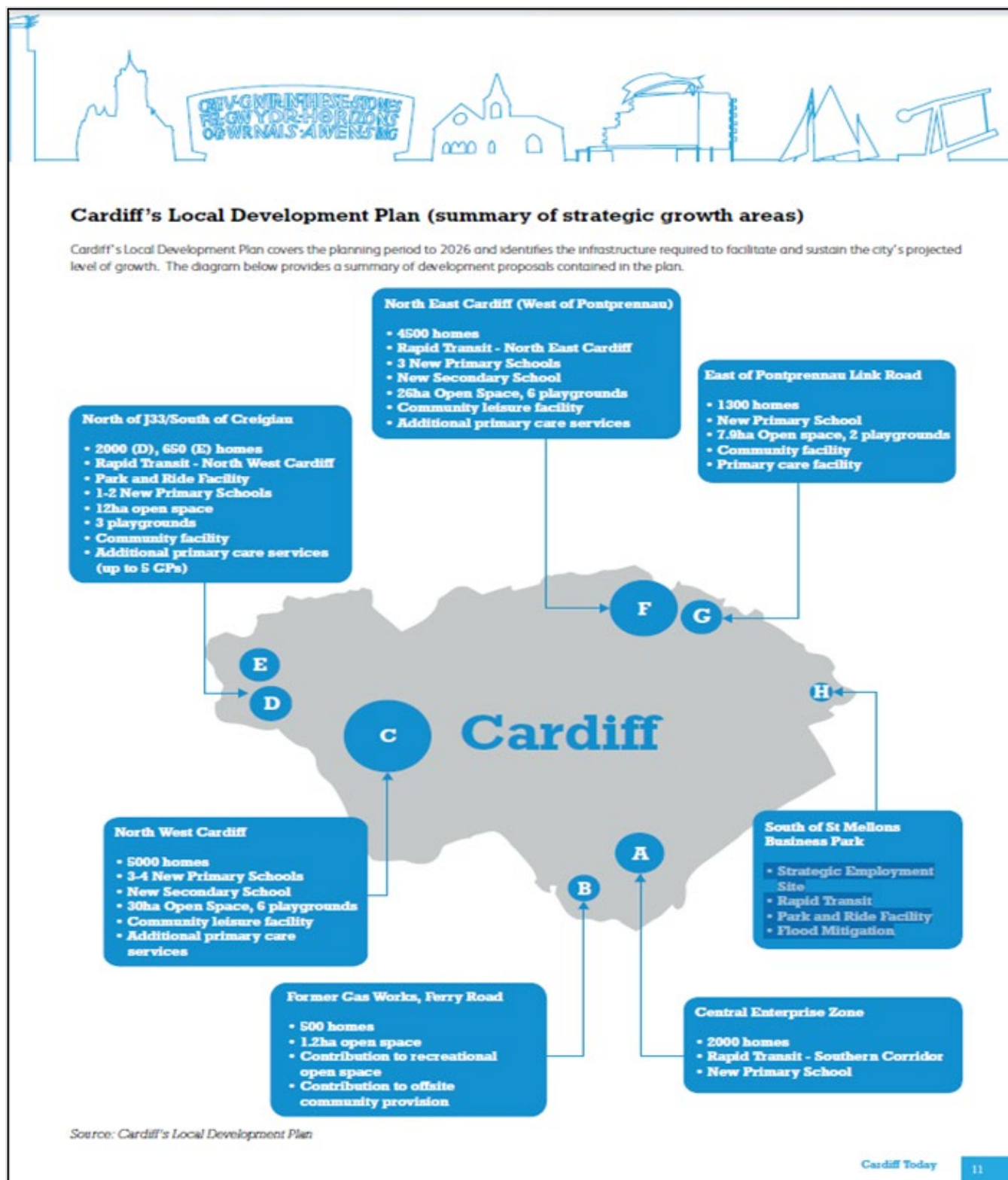
- Four NPAs have more than the Cardiff average (30.8%) of households earning below 60% of the median Great Britain median income (City and Cardiff South, Cardiff South West, Cardiff South East and Cardiff East)
- Cardiff South West, Cardiff South East and Cardiff East also have more households earning below 60% of the median Great Britain median income than the Wales average (34.5%)

This document is available in Welsh / Mae'r ddogfen hon ar gael yn Gymraeg



## Local Development Plan

In the last CSA, key strategic development sites identified in the Local Development Plan were included as it was predicted these would influence childcare demand. Please see map below:





The table below shows the development to date highlighted in the Local Development Plan. These developments were scheduled for completion in 2026. Progress on house numbers is shown by number and % of planned housing completed in brackets)

*Table: Key developments to date*

| <b>Development area</b>                     | <b>Neighbourhood Planning Area</b> | <b>Key Developments</b>                                                                                                                                                                                                                                                                                   | <b>Achievements by 2021</b> |
|---------------------------------------------|------------------------------------|-----------------------------------------------------------------------------------------------------------------------------------------------------------------------------------------------------------------------------------------------------------------------------------------------------------|-----------------------------|
| North East Cardiff<br>(West of Pontprennau) | Cardiff North                      | <ul style="list-style-type: none"> <li>• 4500 homes</li> <li>• Rapid Transit - North East Cardiff</li> <li>• 3 New Primary Schools</li> <li>• New Secondary School</li> <li>• 26ha Open Space, 6 playgrounds</li> <li>• Community leisure facility</li> <li>• Additional primary care services</li> </ul> | 122 (2.7%)                  |
| East of Pontprennau Link Road               | Cardiff North                      | <ul style="list-style-type: none"> <li>• 1300 homes</li> <li>• New Primary School</li> <li>• 7.9ha Open space, 2 playgrounds</li> <li>• Community facility</li> <li>• Primary care facility</li> </ul>                                                                                                    | 720 (55.3%)                 |
| Central Enterprise Zone                     | Cardiff City and South             | <ul style="list-style-type: none"> <li>• 2000 homes</li> <li>• Rapid Transit - Southern Corridor</li> <li>• New Primary School</li> </ul>                                                                                                                                                                 | 102 (5.1%)                  |
| Former Gas Works, Ferry Road                | Cardiff City and South             | <ul style="list-style-type: none"> <li>• 500 homes</li> <li>• 1.2ha open space</li> <li>• Contribution to recreational open space</li> <li>• Contribution to offsite community provision</li> </ul>                                                                                                       | 0                           |
| North West Cardiff                          | Cardiff West                       | <ul style="list-style-type: none"> <li>• 5000 homes</li> </ul>                                                                                                                                                                                                                                            | 437 (8.74%)                 |

|                                |              |                                                                                                                                                                                                                                                                                                                                                               |            |
|--------------------------------|--------------|---------------------------------------------------------------------------------------------------------------------------------------------------------------------------------------------------------------------------------------------------------------------------------------------------------------------------------------------------------------|------------|
|                                |              | <ul style="list-style-type: none"> <li>• 3-4 New Primary Schools</li> <li>• New Secondary School</li> <li>• 30ha Open Space, 6 playgrounds</li> <li>• Community leisure facility</li> <li>• Additional primary care services</li> </ul>                                                                                                                       |            |
| North of J33/South of Creigiau | Cardiff West | <ul style="list-style-type: none"> <li>• 2000 (D), 650 (E) homes (see map overleaf)</li> <li>• Rapid Transit - North West Cardiff</li> <li>• Park and Ride Facility</li> <li>• 1-2 New Primary Schools</li> <li>• 12ha open space</li> <li>• 3 playgrounds</li> <li>• Community facility</li> <li>• Additional primary care services (up to 5 GPs)</li> </ul> | 101 (3.8%) |

### Commuting

In the last CSA, the following was included:

“A diagram overleaf shows commuting patterns into Cardiff. As noted in the Liveable City Report

*“Nearly two out of three net jobs created in South East Wales over the last ten years have been created in Cardiff. Each day over 80,000 people – or over a third of the city’s 200,000-strong workforce – commute into Cardiff from elsewhere in the Cardiff Capital region (the Vale of Glamorgan, Bridgend, Rhondda Cynon Taf, Merthyr Tydfil, Caerphilly, Blaenau Gwent, Torfaen, Monmouthshire and Newport).”*



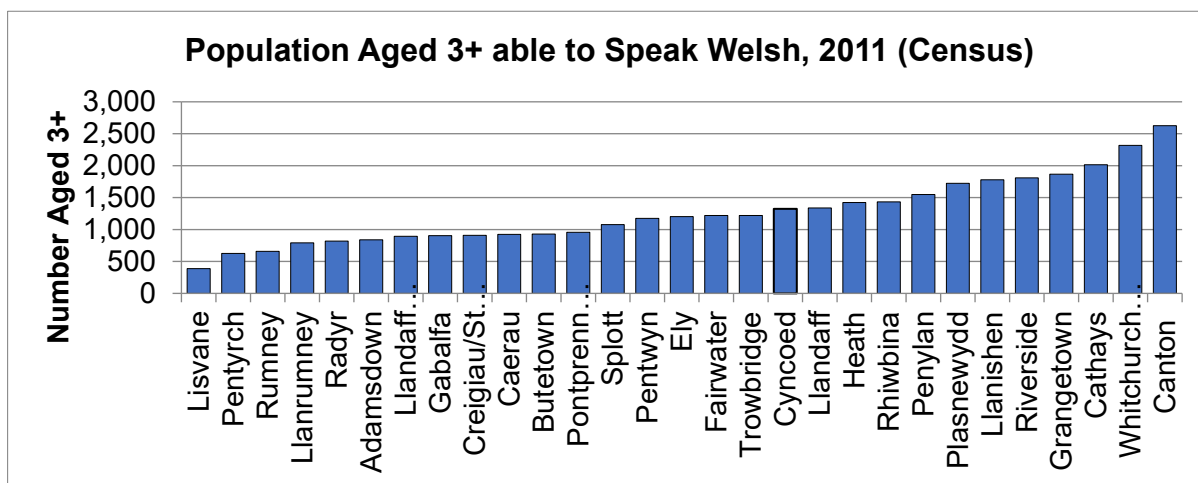
- It is not possible to identify the full impact of Covid –19 on future ‘travel to work’ and commuting behaviour, and the related impact on childcare demand in Cardiff. Many employers, particularly in the public sector have introduced changed working patterns with the introduction of ‘Working from Home’ and ‘Hybrid Working’ (with employees spending some time working from home and some in the office). Although this does not affect all jobs and roles, and many parents will still need childcare either to work away from home, or to allow them to work effectively from home. Notwithstanding this, the parent survey indicated that 207 of the 401 respondents (51.6%) thought they would be using more childcare in the next couple of years. However, it is not clear if these responses are from parents who currently use childcare and will be looking to increase the hours they use, or if they are families who will be using childcare for the first time. It is also not clear if this relates to registered childcare, or childcare that is provided by family and friends. 94 respondents indicated that the childcare they would use would be a school nursery (FPN).

## Welsh Language

The 2011 census statistics indicate that 16.2% of the population of Cardiff have one or more skills in the Welsh language (ability to read, write or/and understand Welsh), and 36,735 or 11.1% of the county's population are Welsh speakers. Based on the Welsh Government's Annual Population Survey and Local Authority Profile Data, the number of Welsh speakers is projected to be 42,584 in 2021. This projection will be validated, and all related targets revised as necessary, following publication of the 2021 Census data

The concentration of Welsh speakers across the city's electoral wards ranges from 7-9% in areas such as Llanrumney, Adamsdown and Butetown to 17-19% in Creigiau / St. Fagans, Pentyrch and Canton. It is anticipated that the 2021 Census results will demonstrate a sustained increase in both the number and percentage of Welsh speakers across the city of Cardiff.

*Chart: Population Aged 3+ able to Speak Welsh by ward, 2011 (Census)*



The growth in the number of Welsh speakers in Cardiff has been driven by two well documented trends:

1. A significant number of Welsh speakers have migrated to Cardiff since the 1980s.
2. The expansion of Welsh medium primary and secondary education driven by policy, practice and the commitment of parents and teaching staff

The city has three Welsh medium secondary schools, and seventeen Welsh primary schools (of which two are dual stream primary schools). The most recent numbers on roll data confirmed 4707 pupils in attendance at primary level, and 2756 aged 11-16 years at secondary level (April 2021).

## SEN and Disability

The table below contains data collected in the school census 2021 for Pupils with special educational needs by type of provision

*Table: Pupils with SEN by type of provision*

| All pupils with Special Educational Needs |                                                                               |                    |                                                                               | All pupils with Special Educational Needs |
|-------------------------------------------|-------------------------------------------------------------------------------|--------------------|-------------------------------------------------------------------------------|-------------------------------------------|
| Statemented                               | Total number of pupils with Special Educational Needs but no Statement of SEN |                    | Total number of pupils with Special Educational Needs but no Statement of SEN |                                           |
|                                           | School Action                                                                 | School Action Plus |                                                                               |                                           |
| 2,143                                     | 4,187                                                                         | 3,116              | 7,303                                                                         | 9,446                                     |

The following tables show numbers of children by SEN Statement, SEN School Action and SEN School Action Plus by school and Neighbourhood Planning Area. NB: Totals may not be the sum of constituent elements due to rounding.

Table: Cardiff North: SEN Statement, SEN School Action and SEN School Action Plus

| NPA                                                                                       | School                             | Total Pupils | SEN Statement | SEN School Action | SEN School Action Plus |
|-------------------------------------------------------------------------------------------|------------------------------------|--------------|---------------|-------------------|------------------------|
| Cardiff North                                                                             | All Saints C.W Primary School      | 151          | 1             | 15                | 8                      |
| Cardiff North                                                                             | Birchgrove Primary School          | 412          | 4             | 20                | 15                     |
| Cardiff North                                                                             | Bryn Celyn Primary School          | 188          | 5             | 11                |                        |
| Cardiff North                                                                             | Cardiff High School                | 1769         | 44            | 77                | 94                     |
| Cardiff North                                                                             | Christ The King R.C Primary School | 233          | 1             | 13                | 5                      |
| Cardiff North                                                                             | Coed Glas Primary School           | 548          | 30            | 39                | 5                      |
| Cardiff North                                                                             | Corpus Christi R.C High School     | 1087         | 13            | 43                | 95                     |
| Cardiff North                                                                             | Glyngoed Primary School            | 370          | 7             | 27                | 38                     |
| Cardiff North                                                                             | Greenhill School                   | 64           | 64            |                   |                        |
| Cardiff North                                                                             | Howardian Primary School           | 438          | 6             | 8                 | 10                     |
| Cardiff North                                                                             | Lakeside Primary School            | 493          | 11            | 6                 | 8                      |
| Cardiff North                                                                             | Llanedeyrn Primary School          | 435          | 44            | 34                | 7                      |
| Cardiff North                                                                             | Llanishen Fach Primary School      | 504          | 24            | 9                 | 19                     |
| Cardiff North                                                                             | Llanishen High School              | 1632         | 98            | 49                | 106                    |
| Cardiff North                                                                             | Llysfaen Primary School            | 449          | 7             | 17                | 6                      |
| Cardiff North                                                                             | Marlborough Primary School         | 528          | 22            | 17                | 1                      |
| Cardiff North                                                                             | Pontprennau Primary School         | 413          | 9             | 11                | 20                     |
| Cardiff North                                                                             | Rhiwbeina Primary School           | 708          | 4             | 20                | 2                      |
| Cardiff North                                                                             | Rhydypenau Primary School          | 496          | 3             | 4                 | 4                      |
| Cardiff North                                                                             | Springwood Primary School          | 248          | 39            | 16                | 12                     |
| Cardiff North                                                                             | St Bernadette's R.C Primary School | 265          | 4             | 14                | 18                     |
| Cardiff North                                                                             | St David's C.W Primary School      | 247          | 4             | 13                | 9                      |
| Cardiff North                                                                             | St Philip Evans R.C Primary School | 393          | 3             | 16                | 24                     |
| Cardiff North                                                                             | St Teilo's C.W High School         | 1427         | 55            | 87                | 81                     |
| Cardiff North                                                                             | The Court School                   | 42           | 42            |                   |                        |
| Cardiff North                                                                             | The Hollies School                 | 109          | 109           |                   |                        |
| Cardiff North                                                                             | Thornhill Primary School           | 461          | 9             | 22                | 4                      |
| Cardiff North                                                                             | Ton-Yr-Ywen Primary School         | 479          | 8             | 8                 | 6                      |
| Cardiff North                                                                             | Ysgol Gyfun Gymraeg Bro Edern      | 881          | 6             | 51                | 108                    |
| Cardiff North                                                                             | Ysgol Gynradd Gymraeg Pen-y-Groes  | 112          |               | 8                 | 18                     |
| Cardiff North                                                                             | Ysgol Y Berllan Deg                | 444          | 4             | 2                 | 2                      |
| Cardiff North                                                                             | Ysgol Y Wern                       | 654          | 8             | 29                | 17                     |
| <b>Total</b>                                                                              |                                    | <b>16680</b> | <b>688</b>    | <b>686</b>        | <b>742</b>             |
| <b>% of all pupils: Any SEN; SEN Statement; SEN School Action; SEN School Action Plus</b> |                                    | <b>12.7</b>  | <b>4.1</b>    | <b>4.1</b>        | <b>4.4</b>             |

Table: Cardiff East: SEN Statement, SEN School Action and SEN School Action Plus

| NPA                                                                                       | School                             | Total Pupils | SEN Statement | SEN School Action | SEN School Action Plus |
|-------------------------------------------------------------------------------------------|------------------------------------|--------------|---------------|-------------------|------------------------|
| Cardiff East                                                                              | Bishop Childs C.W Primary School   | 221          | 2             | 13                | 8                      |
| Cardiff East                                                                              | Bryn Hafod Primary School          | 439          | 33            | 42                | 43                     |
| Cardiff East                                                                              | Eastern High                       | 1095         | 30            | 124               | 181                    |
| Cardiff East                                                                              | Glan-Yr-Afon Primary School        | 148          | 3             | 25                | 16                     |
| Cardiff East                                                                              | Greenway Primary School            | 249          | 7             | 13                | 58                     |
| Cardiff East                                                                              | Meadowlane Primary School          | 342          | 11            | 11                | 49                     |
| Cardiff East                                                                              | Oakfield Primary School            | 482          | 12            | 29                | 145                    |
| Cardiff East                                                                              | Pen-Y-Bryn Primary School          | 243          | 9             | 28                | 45                     |
| Cardiff East                                                                              | Rumney Primary School              | 480          | 13            | 22                | 45                     |
| Cardiff East                                                                              | St Cadoc's Catholic Primary School | 352          | 5             | 23                | 37                     |
| Cardiff East                                                                              | St Illtyd's Catholic High School   | 915          | 15            | 60                | 106                    |
| Cardiff East                                                                              | St John Lloyd R.C Primary School   | 325          | 3             | 13                | 69                     |
| Cardiff East                                                                              | St Mellons C.W Primary School      | 106          | 1             | 3                 | 6                      |
| Cardiff East                                                                              | Trowbridge Primary School          | 195          | 3             | 10                | 24                     |
| Cardiff East                                                                              | Willowbrook Primary School         | 456          | 6             | 19                | 8                      |
| Cardiff East                                                                              | Ysgol Bro Eirwg                    | 435          | 2             | 12                | 11                     |
| Cardiff East                                                                              | Ysgol Pen Y Pil                    | 215          | 2             | 6                 | 8                      |
| <b>Total</b>                                                                              |                                    | <b>6698</b>  | <b>157</b>    | <b>453</b>        | <b>859</b>             |
| <b>% of all pupils: Any SEN; SEN Statement; SEN School Action; SEN School Action Plus</b> |                                    | <b>21.9</b>  | <b>2.3</b>    | <b>6.8</b>        | <b>12.8</b>            |

Table: Cardiff South East: SEN Statement, SEN School Action and SEN School Action Plus

| NPA                                                                                       | School                           | Total Pupils | SEN Statement | SEN School Action | SEN School Action Plus |
|-------------------------------------------------------------------------------------------|----------------------------------|--------------|---------------|-------------------|------------------------|
| Cardiff South East                                                                        | Adamsdown Primary School         | 413          | 4             | 33                | 33                     |
| Cardiff South East                                                                        | Albany Primary School            | 434          | 12            | 24                |                        |
| Cardiff South East                                                                        | Allensbank Primary School        | 218          | 7             | 13                | 9                      |
| Cardiff South East                                                                        | Baden Powell Primary School      | 361          | 9             | 37                | 53                     |
| Cardiff South East                                                                        | Cathays High School              | 1037         | 31            | 43                | 74                     |
| Cardiff South East                                                                        | Moorland Primary School          | 445          | 10            | 40                | 52                     |
| Cardiff South East                                                                        | Roath Park Primary School        | 481          | 11            | 22                | 4                      |
| Cardiff South East                                                                        | St Alban's R.C Primary School    | 130          | 9             | 11                | 8                      |
| Cardiff South East                                                                        | St Joseph's R.C Primary School   | 215          | 3             | 11                | 1                      |
| Cardiff South East                                                                        | St Peter's R.C Primary School    | 472          | 4             | 31                | 37                     |
| Cardiff South East                                                                        | Stacey Primary School            | 211          | 1             | 22                | 14                     |
| Cardiff South East                                                                        | Tredegarville C.W Primary School | 234          | 5             | 12                | 40                     |
| Cardiff South East                                                                        | Tremorfa Nursery School          | 62           |               |                   | 1                      |
| Cardiff South East                                                                        | Willows High School              | 730          | 11            | 83                | 55                     |
| Cardiff South East                                                                        | Ysgol Glan Morfa                 | 257          | 6             | 9                 | 9                      |
| Cardiff South East                                                                        | Ysgol Mynydd Bychan              | 256          | 5             | 4                 | 21                     |
| <b>Total</b>                                                                              |                                  | <b>5956</b>  | <b>128</b>    | <b>395</b>        | <b>411</b>             |
| <b>% of all pupils: Any SEN; SEN Statement; SEN School Action; SEN School Action Plus</b> |                                  | <b>15.7</b>  | <b>2.1</b>    | <b>6.6</b>        | <b>6.9</b>             |

Table: City & Cardiff South: SEN Statement, SEN School Action and SEN School Action Plus

| NPA                                                                                       | School                                | Total Pupils | SEN Statement | SEN School Action | SEN School Action Plus |
|-------------------------------------------------------------------------------------------|---------------------------------------|--------------|---------------|-------------------|------------------------|
| City & Cardiff South                                                                      | Gladstone Primary School              | 226          | 2             | 1                 | 10                     |
| City & Cardiff South                                                                      | Grangetown Nursery School             | 134          |               | 7                 | 3                      |
| City & Cardiff South                                                                      | Grangetown Primary School             | 388          | 8             | 43                | 48                     |
| City & Cardiff South                                                                      | Mount Stuart Primary School           | 461          | 7             | 25                | 33                     |
| City & Cardiff South                                                                      | Ninian Park Primary School            | 685          | 10            | 53                | 75                     |
| City & Cardiff South                                                                      | St Cuthbert's R.C Primary School      | 107          | 1             | 4                 | 6                      |
| City & Cardiff South                                                                      | St Mary The Virgin C.W Primary School | 206          | 3             | 17                | 67                     |
| City & Cardiff South                                                                      | St Monica's C.W Primary School        | 126          | 1             | 10                | 2                      |
| City & Cardiff South                                                                      | St Patrick's R.C Primary School       | 272          | 5             | 14                | 21                     |
| City & Cardiff South                                                                      | St Paul's C.W Primary School          | 233          | 8             | 8                 | 4                      |
| City & Cardiff South                                                                      | Ysgol Gynradd Gymraeg Hamadryad       | 233          | 1             | 5                 | 7                      |
| <b>Total</b>                                                                              |                                       | <b>3071</b>  | <b>46</b>     | <b>187</b>        | <b>276</b>             |
| <b>% of all pupils: Any SEN; SEN Statement; SEN School Action; SEN School Action Plus</b> |                                       | <b>16.6</b>  | <b>1.5</b>    | <b>6.1</b>        | <b>9</b>               |



Table: Cardiff South West: SEN Statement, SEN School Action and SEN School Action Plus

| <b>NPA</b>                                                                                | <b>School</b>                      | <b>Total Pupils</b> | <b>SEN Statement</b> | <b>SEN School Action</b> | <b>SEN School Action Plus</b> |
|-------------------------------------------------------------------------------------------|------------------------------------|---------------------|----------------------|--------------------------|-------------------------------|
| Cardiff South West                                                                        | Cardiff West Community High School | 893                 | 38                   | 109                      | 195                           |
| Cardiff South West                                                                        | Ely and Caerau Childrens Centre    | 109                 | 1                    | 14                       |                               |
| Cardiff South West                                                                        | Fitzalan High School               | 1790                | 34                   | 131                      | 217                           |
| Cardiff South West                                                                        | Herbert Thompson Primary School    | 511                 | 10                   | 74                       | 70                            |
| Cardiff South West                                                                        | Hywel Dda Primary School           | 455                 | 10                   | 79                       | 65                            |
| Cardiff South West                                                                        | Kitchener Primary School           | 462                 | 7                    | 22                       | 52                            |
| Cardiff South West                                                                        | Lansdowne Primary School           | 407                 | 5                    | 24                       | 22                            |
| Cardiff South West                                                                        | Mary Immaculate High School        | 789                 | 24                   | 76                       | 69                            |
| Cardiff South West                                                                        | Millbank Primary School            | 252                 | 8                    | 31                       | 24                            |
| Cardiff South West                                                                        | Pencaerau Primary School           | 257                 | 6                    | 27                       | 26                            |
| Cardiff South West                                                                        | Radnor Primary School              | 279                 | 6                    | 3                        | 14                            |
| Cardiff South West                                                                        | Riverbank School                   | 69                  | 69                   |                          |                               |
| Cardiff South West                                                                        | Severn Primary School              | 503                 | 16                   | 22                       | 72                            |
| Cardiff South West                                                                        | St Fagan's C.W Primary School      | 212                 | 4                    | 14                       | 7                             |
| Cardiff South West                                                                        | St Francis RC Primary School       | 352                 | 12                   | 25                       | 15                            |
| Cardiff South West                                                                        | St Mary's Catholic Primary School  | 246                 | 2                    | 18                       | 17                            |
| Cardiff South West                                                                        | Trelai Primary School              | 372                 | 6                    | 27                       | 48                            |
| Cardiff South West                                                                        | Ty Gwyn School                     | 195                 | 194                  | 1                        |                               |
| Cardiff South West                                                                        | Windsor Clive Primary School       | 443                 | 15                   | 65                       | 99                            |
| Cardiff South West                                                                        | Woodlands High School              | 139                 | 139                  |                          |                               |
| Cardiff South West                                                                        | Ysgol Gymraeg Nant Caerau          | 245                 | 4                    | 20                       | 4                             |
| Cardiff South West                                                                        | Ysgol Gymraeg Pwll Coch            | 378                 | 6                    |                          | 16                            |
| Cardiff South West                                                                        | Ysgol Gymraeg Treganna             | 689                 | 13                   | 29                       | 10                            |
| <b>Total</b>                                                                              |                                    | <b>10047</b>        | <b>629</b>           | <b>811</b>               | <b>1042</b>                   |
| <b>% of all pupils: Any SEN; SEN Statement; SEN School Action; SEN School Action Plus</b> |                                    | <b>24.7</b>         | <b>6.3</b>           | <b>8.1</b>               | <b>10.4</b>                   |

Table: Cardiff West: SEN Statement, SEN School Action and SEN School Action Plus

| NPA                                                                                       | School                                       | Total Pupils | SEN Statement | SEN School Action | SEN School Action Plus |
|-------------------------------------------------------------------------------------------|----------------------------------------------|--------------|---------------|-------------------|------------------------|
| Cardiff West                                                                              | Bryn Deri Primary School                     | 253          | 6             | 4                 | 2                      |
| Cardiff West                                                                              | Cantonian High School                        | 844          | 49            | 77                | 104                    |
| Cardiff West                                                                              | Coryton Primary School                       | 221          | 5             | 9                 | 9                      |
| Cardiff West                                                                              | Creigiau Primary School                      | 418          | 6             | 11                | 3                      |
| Cardiff West                                                                              | Danescourt Primary School                    | 473          | 7             | 13                | 69                     |
| Cardiff West                                                                              | Fairwater Primary School                     | 209          | 9             | 22                | 12                     |
| Cardiff West                                                                              | Gabalfa Primary School                       | 264          | 14            | 7                 | 4                      |
| Cardiff West                                                                              | Hawthorn Primary School                      | 245          | 3             | 11                | 25                     |
| Cardiff West                                                                              | Holy Family R.C Primary School               | 153          | 1             | 8                 | 21                     |
| Cardiff West                                                                              | Llandaff C.W. Primary School                 | 416          | 5             | 17                | 28                     |
| Cardiff West                                                                              | Meadowbank School                            | 40           | 40            |                   |                        |
| Cardiff West                                                                              | Pentrebane Primary School                    | 226          | 25            | 17                | 24                     |
| Cardiff West                                                                              | Pentyrch Primary School                      | 143          | 1             | 2                 | 2                      |
| Cardiff West                                                                              | Peter Lea Primary School                     | 351          | 5             | 7                 | 14                     |
| Cardiff West                                                                              | Radyr Comprehensive School                   | 1290         | 15            | 42                | 97                     |
| Cardiff West                                                                              | Radyr Primary School                         | 464          | 8             | 9                 | 1                      |
| Cardiff West                                                                              | The Bishop Of Llandaff C.W High School       | 1239         | 84            | 8                 | 94                     |
| Cardiff West                                                                              | Tongwynlais Primary School                   | 214          | 3             | 17                | 15                     |
| Cardiff West                                                                              | Whitchurch High School                       | 2416         | 118           | 74                | 38                     |
| Cardiff West                                                                              | Whitchurch Primary School                    | 710          | 20            | 36                | 10                     |
| Cardiff West                                                                              | Ysgol Glan Ceubal                            | 196          | 1             | 15                | 16                     |
| Cardiff West                                                                              | Ysgol Gyfun Gymraeg Glantaf                  | 1329         | 27            | 70                | 126                    |
| Cardiff West                                                                              | Ysgol Gyfun Gymraeg Plasmawr                 | 1146         | 14            | 69                | 79                     |
| Cardiff West                                                                              | Ysgol Gymraeg Coed-Y-Gof                     | 278          | 13            | 19                | 21                     |
| Cardiff West                                                                              | Ysgol Gymraeg Melin Gruffydd                 | 466          | 6             | 4                 | 11                     |
| Cardiff West                                                                              | Ysgol Gynradd Gwaelod Y Garth Primary School | 282          | 4             | 8                 | 22                     |
| Cardiff West                                                                              | Ysgol Pencae                                 | 205          | 6             | 8                 | 10                     |
| <b>Total</b>                                                                              |                                              | <b>14491</b> | <b>495</b>    | <b>584</b>        | <b>857</b>             |
| <b>% of all pupils: Any SEN; SEN Statement; SEN School Action; SEN School Action Plus</b> |                                              | <b>13.4</b>  | <b>3.4</b>    | <b>4.0</b>        | <b>5.9</b>             |

Table: Children with SEN: Distribution classified need and by age

|                  | PMED       | ADHD      | ASD        | BESD       | GLD        | HI        | MLD      | PMLD      | SLCD       | SLD        | VI        | DYSL      | DYSP     | MSI      | Other      | Total       |
|------------------|------------|-----------|------------|------------|------------|-----------|----------|-----------|------------|------------|-----------|-----------|----------|----------|------------|-------------|
| <b>Nursery</b>   | 2          | 0         | 4          | 0          | 0          | 0         | 0        | 0         | 12         | 1          | 1         | 0         | 0        | 0        | 61         | 81          |
| <b>Reception</b> | 12         | 0         | 24         | 7          | 2          | 1         | 3        | 1         | 37         | 3          | 3         | 0         | 0        | 0        | 30         | 123         |
| <b>Yr 1</b>      | 20         | 0         | 38         | 4          | 8          | 0         | 0        | 0         | 39         | 3          | 2         | 0         | 0        | 1        | 18         | 133         |
| <b>2</b>         | 23         | 0         | 56         | 16         | 4          | 2         | 0        | 0         | 57         | 3          | 0         | 0         | 0        | 1        |            | 162         |
| <b>3</b>         | 16         | 0         | 47         | 31         | 8          | 6         | 0        | 1         | 48         | 4          | 2         | 0         | 0        | 0        | 1          | 164         |
| <b>4</b>         | 13         | 4         | 55         | 27         | 18         | 1         | 0        | 1         | 38         | 5          | 3         | 0         | 1        | 0        |            | 166         |
| <b>5</b>         | 20         | 2         | 51         | 40         | 26         | 3         | 0        | 1         | 33         | 5          | 3         | 0         | 0        | 0        |            | 184         |
| <b>6</b>         | 29         | 9         | 51         | 51         | 29         | 2         | 1        | 1         | 34         | 10         | 2         | 1         | 0        | 0        |            | 220         |
| <b>7</b>         | 20         | 9         | 68         | 48         | 31         | 5         | 0        | 0         | 24         | 7          | 3         | 2         | 0        | 0        |            | 217         |
| <b>8</b>         | 37         | 7         | 58         | 61         | 24         | 5         | 0        | 2         | 21         | 8          | 2         | 1         | 0        | 0        |            | 226         |
| <b>9</b>         | 23         | 8         | 58         | 63         | 23         | 5         | 0        | 2         | 19         | 14         | 6         | 0         | 1        | 0        |            | 222         |
| <b>10</b>        | 30         | 9         | 67         | 61         | 17         | 3         | 0        | 1         | 16         | 13         | 5         | 2         | 0        | 0        |            | 224         |
| <b>11</b>        | 31         | 8         | 41         | 52         | 12         | 8         | 1        | 4         | 25         | 17         | 4         | 3         | 0        | 0        | 1          | 207         |
| <b>12</b>        | 25         | 3         | 40         | 26         | 15         | 1         | 1        | 2         | 19         | 20         | 0         | 8         | 0        | 0        |            | 160         |
| <b>13</b>        | 16         | 1         | 43         | 13         | 5          | 2         | 1        | 1         | 11         | 16         | 1         | 0         | 0        | 1        |            | 111         |
| <b>Total</b>     | <b>317</b> | <b>60</b> | <b>701</b> | <b>500</b> | <b>222</b> | <b>44</b> | <b>7</b> | <b>17</b> | <b>433</b> | <b>129</b> | <b>37</b> | <b>17</b> | <b>2</b> | <b>3</b> | <b>111</b> | <b>2600</b> |

### Key

|      |                                                  |
|------|--------------------------------------------------|
| PMED | Physical and Medical Difficulties                |
| ADHD | SPLD - Attention Deficit Hyper Activity Disorder |
| ASD  | Autistic Spectrum Disorder                       |
| BESD | Behavioural, Emotional and Social Difficulties   |
| GLD  | General Learning Difficulties                    |
| HI   | Hearing Impairment                               |
| MLD  | Moderate Learning Difficulty                     |
| PMLD | Profound & Multiple Learn Difficulties           |
| SLCD | Speech, Language, and Communication Difficulties |
| SLD  | Severe Learning Difficulty                       |
| VI   | Vision Impairment                                |
| DYSL | Dyslexia                                         |
| DYSP | Dyspraxia                                        |
| MSI  | multi-sensory impairment                         |

### Distribution of Children with SEN

The distribution of children of primary school age with a SEN statement, or subject to School Action or School Action Plus varies considerably across the NPAs, from 12.7% in Cardiff North to 24.7% in Cardiff South West. Across all schools, there are 9,446 pupils with a SEN statement, or on School Action or School Action Plus, representing 16.6% of all pupils. This is a higher rate than reported by childcare providers, who

identified a total of 265 children “formally identified as having learning difficulties or disabilities”. This is 2.4% of the 10,828 children on childcare providers’ books. Childcare settings may not be informed by parents that a child has been “formally identified as having learning difficulties or disabilities” which would impact on reporting. It is also not clear whether a child being on SEN School Action or SEN School Action Plus would meet the criteria for being “formally identified as having learning difficulties or disabilities”.

## The Index

The Index is the voluntary directory of children and young people with disabilities or additional needs maintained by Cardiff Family Advice and Support as part of the Councils Early Help response

([www.cardiffamilies.co.uk](http://www.cardiffamilies.co.uk)) . Parents and carers of a child or young person with a disability or additional need are invited to register on the database and are then provided with regular information about support services, activities and events. Registration on 'the Index' provides parents and carers with the opportunity to contribute to the planning and development of future services.

As of November 2021, registrations on the index could be summarised as shown below:

- 799 registrations in total

### Primary Reason for Registration:

|                                          |            |
|------------------------------------------|------------|
| Autistic Spectrum Disorder               | 254        |
| Behavioural/Emotional Difficulties       | 121        |
| Communication/Socialisation Difficulties | 29         |
| Developmental Delay                      | 137        |
| Hearing Impaired                         | 5          |
| Learning Disability                      | 82         |
| Physical Disability/Chronic Illness      | 57         |
| Speech/Language Difficulties             | 39         |
| Visually Impaired                        | 10         |
| Other                                    | 65         |
| <b>Total</b>                             | <b>799</b> |

## Early Years ALN

The table below shows the number of pre-school children across Cardiff that have an ALN as defined by the ALN Code.

*Table: Pre-school children with ALN, by presenting need*

| ALN NEED                                    | Number |
|---------------------------------------------|--------|
| Communication and Interaction               | 11     |
| Cognition & Learning                        | 11     |
| Behaviour, Emotional and Social Development | 0      |
| Sensory and/or Physical                     | 8      |
| TOTAL (LA IDP)                              | 30     |

The number of children that have been referred into the Early Forum that are on the active caseload and have an additional or emerging need and have not started attending nursery is **188**.

## Ethnicity

The data below has been drawn from 2011 Census Key and Quick Statistics Profile. Please note that this data relates to individuals and not families.

|                              | <b>Cardiff</b> | <b>Wales</b> |
|------------------------------|----------------|--------------|
| <b>Total Usual residents</b> | %              | %            |
| <b>White</b>                 | <b>84.7</b>    | <b>95.6</b>  |
| British                      | 80.3           | 93.2         |
| Irish                        | 0.7            | 0.5          |
| Gypsy or Irish Traveller     | 0.2            | 0.1          |
| Other White                  | 3.5            | 1.8          |
| <b>Mixed Ethnicity</b>       | <b>2.9</b>     | <b>1.0</b>   |
| White and Black Caribbean    | 1.1.           | 0.4          |
| White and Black African      | 0.5            | 0.1          |
| White and Asian              | 0.7            | 0.3          |
| Other mixed                  | 0.6            | 0.2          |
| <b>Asian</b>                 | <b>8.0</b>     | <b>2.2</b>   |
| Indian                       | 2.3            | 0.6          |
| Pakistani                    | 1.8            | 0.4          |
| Bangladeshi                  | 1.4            | 0.3          |
| Chinese                      | 1.2            | 0.4          |
| Other Asian                  | 1.3            | 0.5          |
| <b>Black</b>                 | <b>2.4</b>     | <b>0.6</b>   |
| African                      | 1.5            | 0.4          |
| Caribbean                    | 0.4            | 0.1          |
| Other Black                  | 0.5            | 0.1          |
| <b>Other Ethnic Groups</b>   | <b>2.0</b>     | <b>0.5</b>   |
| Arab                         | 1.4            | 0.3          |
| Other Ethnic Groups          | 0.6            | 0.2          |
| <b>Total</b>                 | <b>100.0</b>   | <b>100.0</b> |

- A comparison of the ethnicity of the Cardiff population compared to the ethnicity of parental survey respondents can be found in chapter 8: *Understanding the needs of parents and carers*

## 5. Covid-19

### Closures

It is important to recognise the significant role played by childcare providers throughout the Covid-19 pandemic, and as part of the Welsh Government's Response and Recovery model. The Coronavirus-Childcare Assistance Scheme (C-CAS), which supported key workers to deliver essential services was reliant on childcare providers maintaining provision and delivering childcare in a Covid safe manner. Childcare settings were provided with advice, support and practical assistance, including PPE, in order to ensure relevant legislation was met, guidance adhered to, and children, families and staff were kept as safe as possible. Cardiff Council would like to thank the sector for their commitment, hard work and courage over the past twenty months.

*Table: Temporary closures, by provider type and NPA*

|                           | <b>Cardiff North</b> | <b>Cardiff East</b> | <b>Cardiff South East</b> | <b>City &amp; Cardiff South</b> | <b>Cardiff South West</b> | <b>Cardiff West</b> | <b>Total</b> |
|---------------------------|----------------------|---------------------|---------------------------|---------------------------------|---------------------------|---------------------|--------------|
| <b>Full Day care</b>      | 18                   | 5                   | 10                        | 5                               | 13                        | 12                  | <b>73</b>    |
| <b>Sessional Day Care</b> | 9                    | 6                   | 4                         | 2                               | 8                         | 8                   | <b>41</b>    |
| <b>Out of School Care</b> | 15                   | 0                   | 5                         | 1                               | 6                         | 11                  | <b>38</b>    |
| <b>Childminders</b>       | 43                   | 6                   | 3                         | 1                               | 10                        | 29                  | <b>92</b>    |
| <b>Open Access</b>        | 0                    | 0                   | 1                         | 0                               | 0                         | 0                   | <b>1</b>     |
| <b>Creche</b>             | 0                    | 0                   | 0                         | 0                               | 1                         | 0                   | <b>1</b>     |
| <b>Totals</b>             | <b>85</b>            | <b>17</b>           | <b>13</b>                 | <b>9</b>                        | <b>38</b>                 | <b>60</b>           | <b>232</b>   |



Chart: Temporary closures, by provider type and NPA

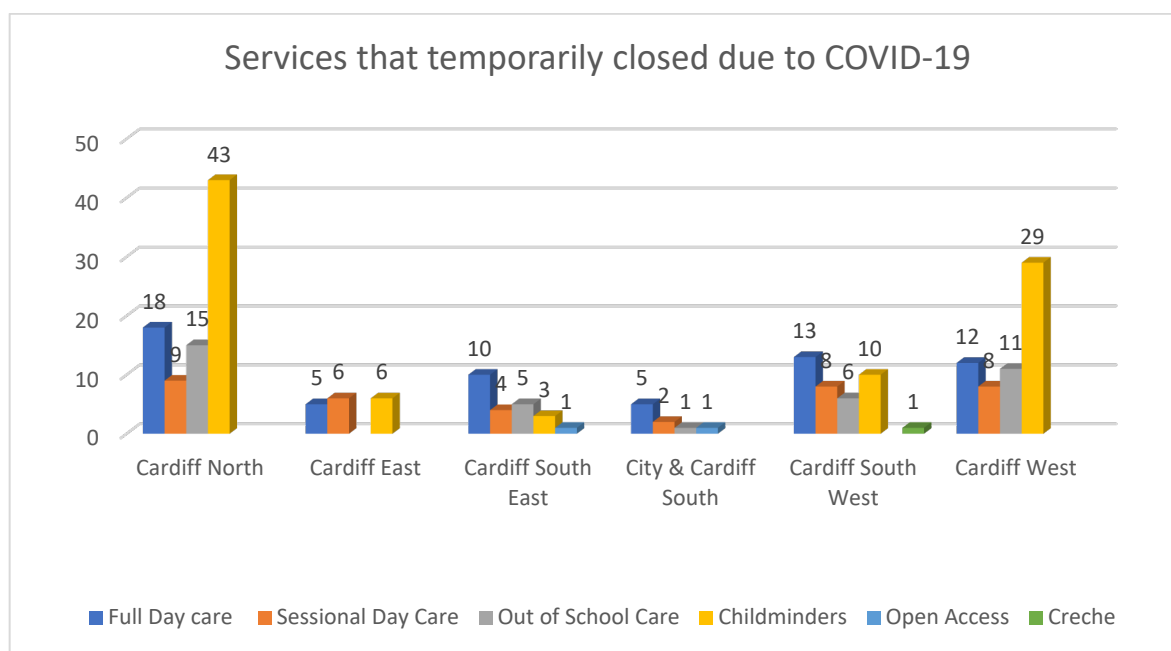


Table: providers experiencing temporary closure; %, NPA

|                           | Cardiff North | Cardiff East | Cardiff South East | City & Cardiff South | Cardiff South West | Cardiff West | Total       |
|---------------------------|---------------|--------------|--------------------|----------------------|--------------------|--------------|-------------|
| <b>Full day care</b>      | 78.3          | 83.3         | 71.4               | 71.4                 | 76.5               | 75.0         | <b>75.9</b> |
| <b>Sessional day care</b> | 100           | 86           | 80                 | 100                  | 100                | 100          | <b>94.9</b> |
| <b>Out of school</b>      | 93.8          | 0            | 100                | 50                   | 100                | 78.6         | <b>86.4</b> |
| <b>Childminders</b>       | 55.8          | 50.0         | 23.1               | 14.3                 | 37.0               | 59.2         | <b>49.7</b> |
| <b>Open access play</b>   | -             | -            | 100                | -                    | -                  | -            | <b>100</b>  |
| <b>Creche</b>             | -             | -            | -                  | -                    | 100                | -            | <b>100</b>  |

Chart: providers experiencing temporary closure, by provider type; %, NPA

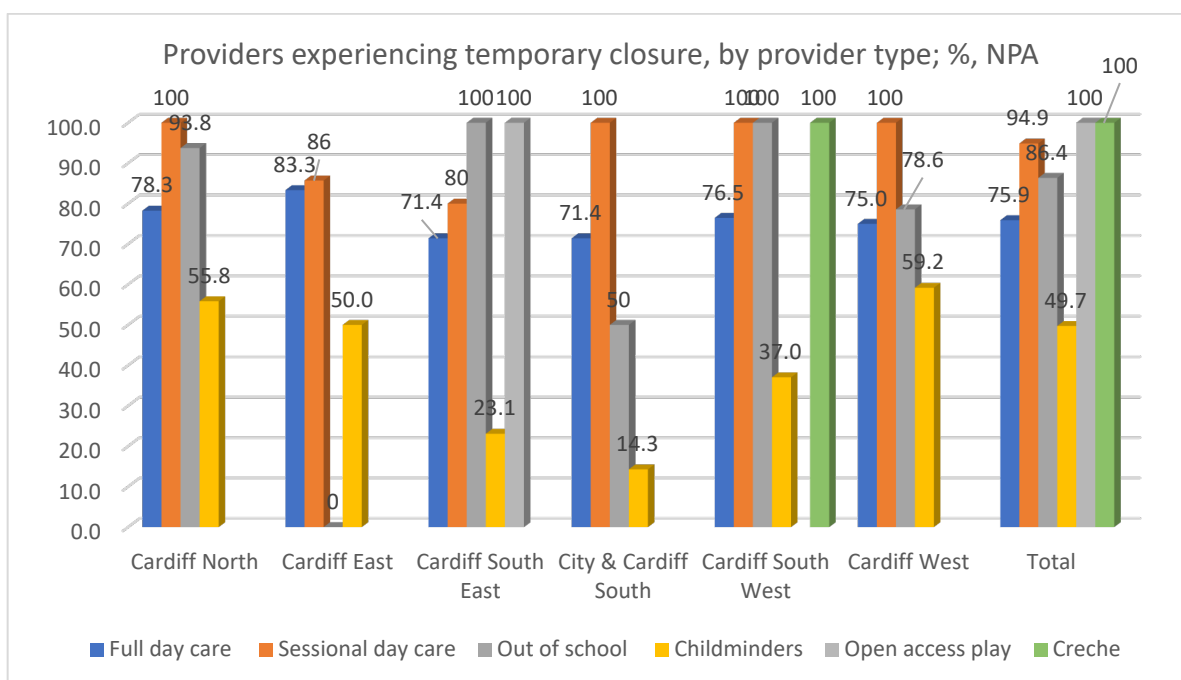
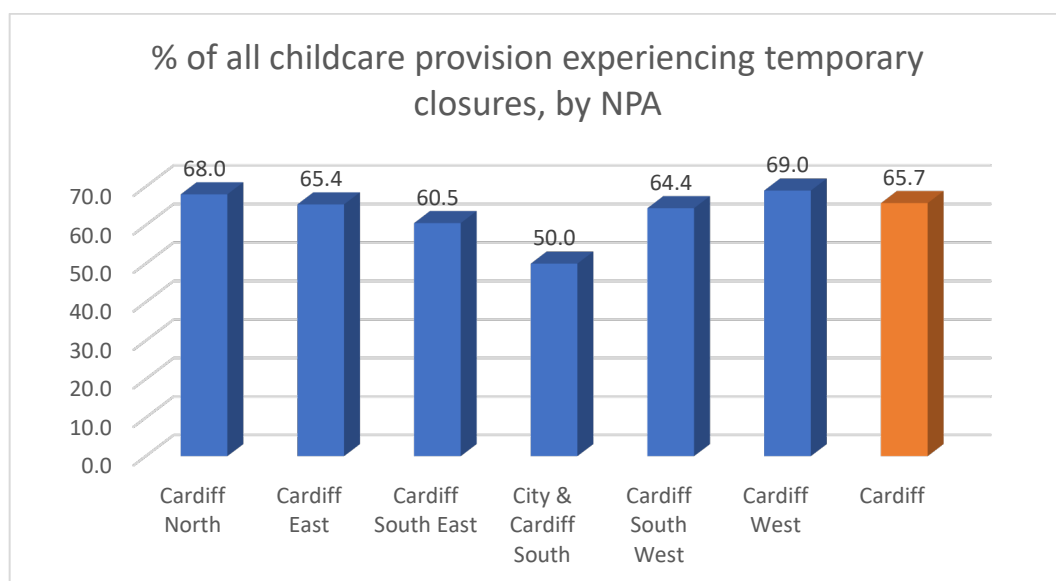


Table: % of all childcare provision experiencing temporary closures, by NPA

|                           | Cardiff North | Cardiff East | Cardiff South East | City & Cardiff South | Cardiff South West | Cardiff West | Cardiff     |
|---------------------------|---------------|--------------|--------------------|----------------------|--------------------|--------------|-------------|
| <b>Settings in NPA</b>    | 125           | 26           | 38                 | 18                   | 59                 | 87           | 353         |
| <b>Temporary closures</b> | 85            | 17           | 23                 | 9                    | 38                 | 60           | 232         |
| <b>% of total</b>         | <b>68.0</b>   | <b>65.4</b>  | <b>60.5</b>        | <b>50.0</b>          | <b>64.4</b>        | <b>69.0</b>  | <b>65.7</b> |

Chart: % of all childcare provision experiencing temporary closures, by NPA

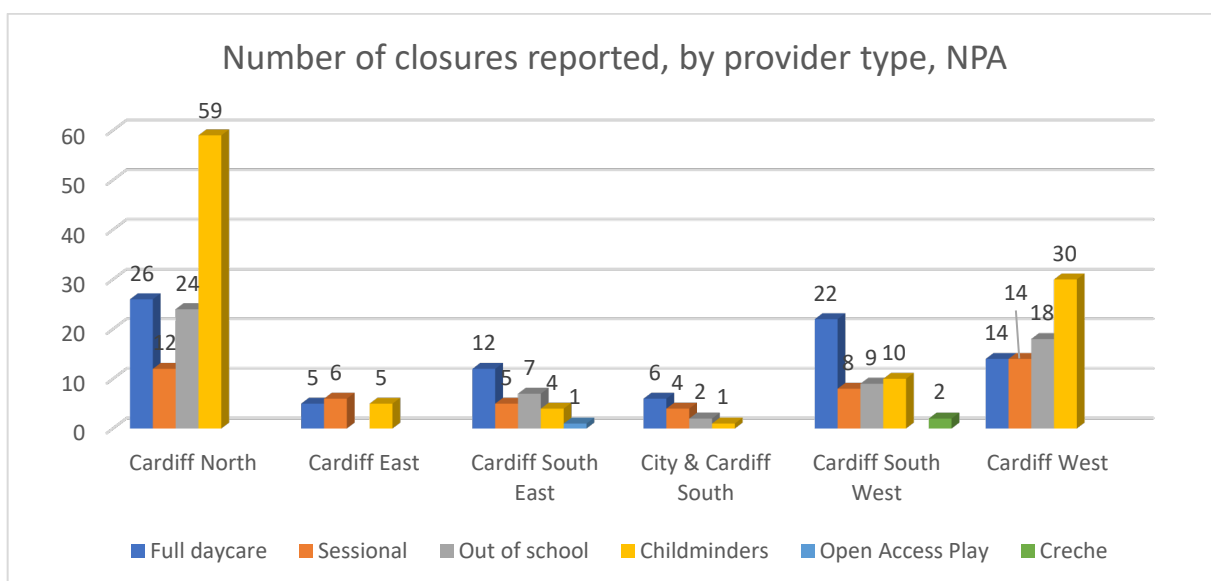


- The % of all childcare settings in an NPA that experienced a temporary closure varied from 60 of 87 settings in Cardiff West (69%) to 9 of 18 (50%) in City and Cardiff South
- Overall, 232 of 353 settings (65.7%) experienced at least one temporary closure due to Covid

Table: Number of closures reported, by provider type, NPA

|                         | Cardiff North | Cardiff East | Cardiff South East | City & Cardiff South | Cardiff South West | Cardiff West | Average number of closures per setting |
|-------------------------|---------------|--------------|--------------------|----------------------|--------------------|--------------|----------------------------------------|
| <b>Full daycare</b>     | 26            | 5            | 12                 | 6                    | 22                 | 14           | <b>1.2</b>                             |
| <b>Sessional</b>        | 12            | 6            | 5                  | 4                    | 8                  | 14           | <b>1.2</b>                             |
| <b>Out of school</b>    | 24            |              | 7                  | 2                    | 9                  | 18           | <b>1.6</b>                             |
| <b>Childminders</b>     | 59            | 5            | 4                  | 1                    | 10                 | 30           | <b>1.2</b>                             |
| <b>Open Access Play</b> |               |              | 1                  |                      |                    |              | <b>1.0</b>                             |
| <b>Creche</b>           |               |              |                    |                      | 2                  |              | <b>2.0</b>                             |
| <b>Totals</b>           | <b>121</b>    | <b>16</b>    | <b>29</b>          | <b>13</b>            | <b>51</b>          | <b>76</b>    | <b>1.3</b>                             |

Chart: Number of closures reported, by provider type, NPA,



- Across all provider types and NPAs, the average number of times a setting experienced a temporary closure was 1.3.
- The highest number of temporary closures was 4 (3 childminders in Cardiff North; 1 full daycare in Cardiff South West)

Table: Calendar days closed by provider type; duration – longest; shortest; mode

|                         | Total calendar days closed across all providers | Longest closure | Shortest closure | Modal closure period |
|-------------------------|-------------------------------------------------|-----------------|------------------|----------------------|
| <b>Full daycare</b>     | 9,722                                           | 581             | 5                | 101                  |
| <b>Sessional</b>        | 5,876                                           | 475             | 14               | 98                   |
| <b>Out of school</b>    | 10,343                                          | 881             | 71               | 265                  |
| <b>Childminders</b>     | 14,159                                          | 3,736           | 4                | 98                   |
| <b>Open Access Play</b> | 504                                             | 504             | 504              | 504                  |
| <b>Creche</b>           | 99                                              | 99              | 99               | 99                   |

**NB: The 3,376 day closure reported by a childminder commenced in March 2010 and ended in June 2020. It is not believed that this closure was Covid related. This data impacts on the total days lost for childminders, constituting nearly 24% of the total days lost**

Chart: Calendar days closed by provider type

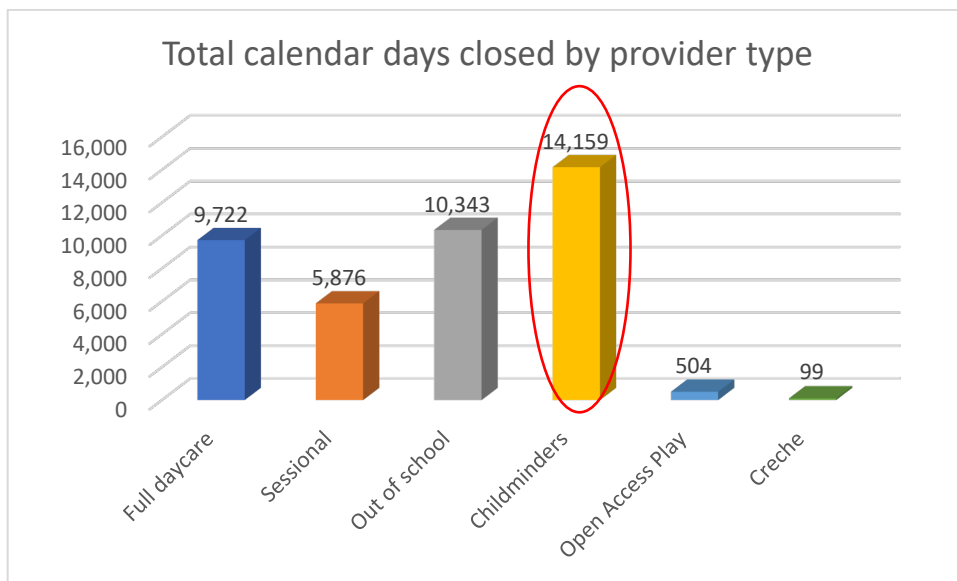
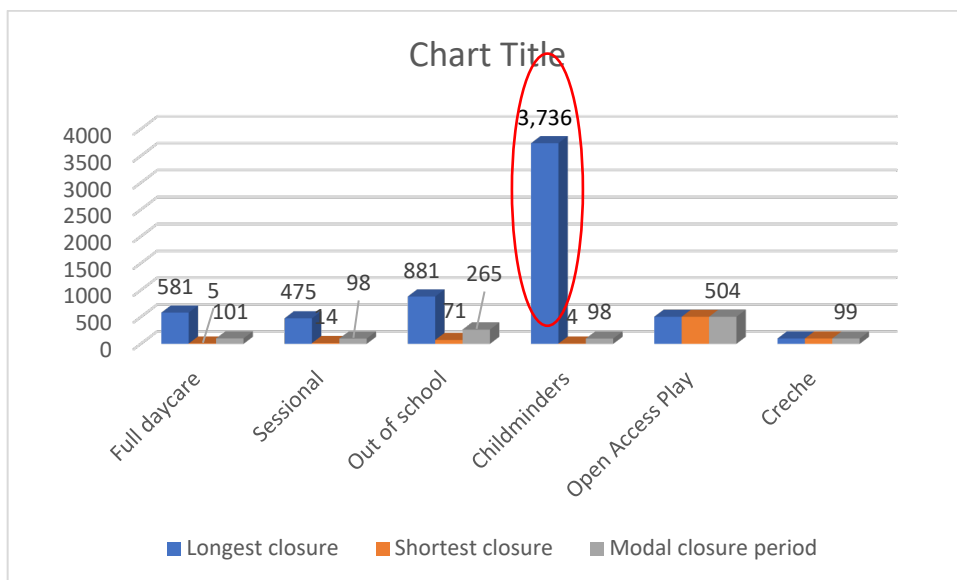


Chart: Duration of closure by provider type - longest; shortest; mode



- For full daycare, sessional day care and childminders, the modal closure period was around 100 days (101,98 and 99 days respectively). The same period was reported by the creche.
- Out of school care reported a higher modal duration of closure of 265 days. This is likely to be closely linked to the closure of schools, and of the requirements placed on schools when re-opening

Table: Settings closed at date of SASS return

|                  | Cardiff North | Cardiff East | Cardiff South East | City & Cardiff South | Cardiff South West | Cardiff West | Cardiff  |
|------------------|---------------|--------------|--------------------|----------------------|--------------------|--------------|----------|
| Full daycare     | 0             | 0            | 0                  | 0                    | 0                  | 0            | 0        |
| Sessional        | 0             | 0            | 0                  | 0                    | 0                  | 0            | 0        |
| Out of school    | 2             | 0            | 0                  | 0                    | 0                  | 2            | 4        |
| Childminders     | 0             | 0            | 0                  | 0                    | 0                  | 1            | 1        |
| Open Access Play | 0             | 0            | 1                  | 0                    | 0                  | 0            | 1        |
| Creche           | 0             | 0            | 0                  | 0                    | 0                  | 0            | 0        |
| <b>Total</b>     | <b>2</b>      | <b>0</b>     | <b>1</b>           | <b>0</b>             | <b>0</b>           | <b>3</b>     | <b>6</b> |

- 4 out of school (2 in Cardiff North, 2 in Cardiff West) were closed at the time of the SASS return.
- 1 childminder in Cardiff West and the open access play setting also reported being closed at this time

Confirmed positive Covid-19 cases at setting; by provider type, NPA

Table: Confirmed positive Covid-19 cases at setting; by provider type, NPA

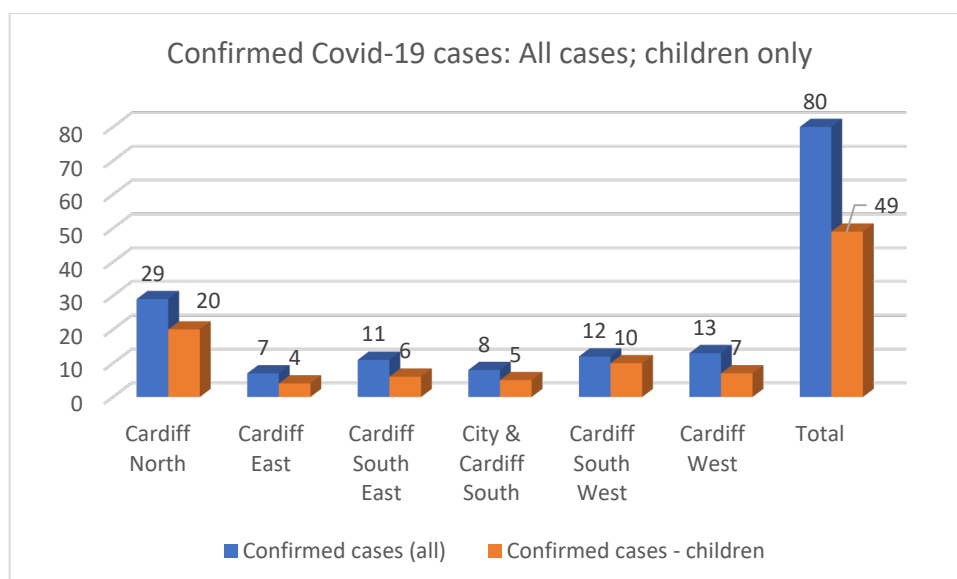
| Confirmed cases    | Cardiff North | Cardiff East | Cardiff South East | City & Cardiff South | Cardiff South West | Cardiff West | Total     |
|--------------------|---------------|--------------|--------------------|----------------------|--------------------|--------------|-----------|
| Full Day care      | 11            | 3            | 8                  | 3                    | 8                  | 4            | 37        |
| Sessional Day Care | 4             | 3            | 1                  | 2                    | 2                  | 3            | 15        |
| Out of School Care | 3             | 0            | 0                  | 0                    | 1                  | 1            | 5         |
| Childminder        | 11            | 1            | 2                  | 3                    | 1                  | 5            | 23        |
| <b>Total</b>       | <b>29</b>     | <b>7</b>     | <b>11</b>          | <b>8</b>             | <b>12</b>          | <b>13</b>    | <b>80</b> |

Confirmed positive Covid-19 cases at setting – children only; by provider type, NPA

Table: Confirmed positive Covid-19 cases at setting; by provider type, NPA

| Confirmed cases - children                | Cardiff North | Cardiff East | Cardiff South East | City & Cardiff South | Cardiff South West | Cardiff West | Total       |
|-------------------------------------------|---------------|--------------|--------------------|----------------------|--------------------|--------------|-------------|
| Full Day care                             | 11            | 2            | 4                  | 2                    | 7                  | 3            | 29          |
| Sessional Day Care                        | 3             | 2            | 1                  | 2                    | 2                  | 3            | 13          |
| Out of School Care                        | 2             | 0            | 0                  | 0                    | 1                  | 0            | 0           |
| Childminder                               | 4             | 0            | 1                  | 1                    | 0                  | 1            | 7           |
| <b>Total (children only)</b>              | <b>20</b>     | <b>4</b>     | <b>6</b>           | <b>5</b>             | <b>10</b>          | <b>7</b>     | <b>49</b>   |
| <b>Total (all cases)</b>                  | <b>29</b>     | <b>7</b>     | <b>11</b>          | <b>8</b>             | <b>12</b>          | <b>13</b>    | <b>80</b>   |
| <b>% of all cases related to children</b> | <b>69.0</b>   | <b>57.1</b>  | <b>54.5</b>        | <b>62.5</b>          | <b>83.3</b>        | <b>53.8</b>  | <b>61.3</b> |

Chart: Confirmed Covid-19 cases: All cases; children only



## Confirmed cases by NPA; % of all children on books

Table: Confirmed cases by NPA; % of all children on books

| Confirmed cases                            | Cardiff North | Cardiff East | Cardiff South East | City & Cardiff South | Cardiff South West | Cardiff West | Total      |
|--------------------------------------------|---------------|--------------|--------------------|----------------------|--------------------|--------------|------------|
| <b>Cases</b>                               | 20            | 4            | 6                  | 5                    | 10                 | 7            | 49         |
| <b>Children on books</b>                   | 3584          | 590          | 1336               | 820                  | 1946               | 2552         | 10828      |
| <b>Cases as % of all children on books</b> | <b>0.6</b>    | <b>0.7</b>   | <b>0.4</b>         | <b>0.6</b>           | <b>0.5</b>         | <b>0.3</b>   | <b>0.5</b> |

- In total, 80 positive cases were reported by childcare settings
- Of these, 49 cases (61.3%) related to children. The % of cases relating to children ranged from 7 of 13 (53.8%) in Cardiff West to 10 of 12 cases in Cardiff South West.
- The % of children testing positive as a proportion of all children on all childcare providers' books, by NPA, is shown above. Across Cardiff, 0.5% of children on childcare providers' books were reported as testing positive via the SASS returns.

## Covid-19: Impact on settings

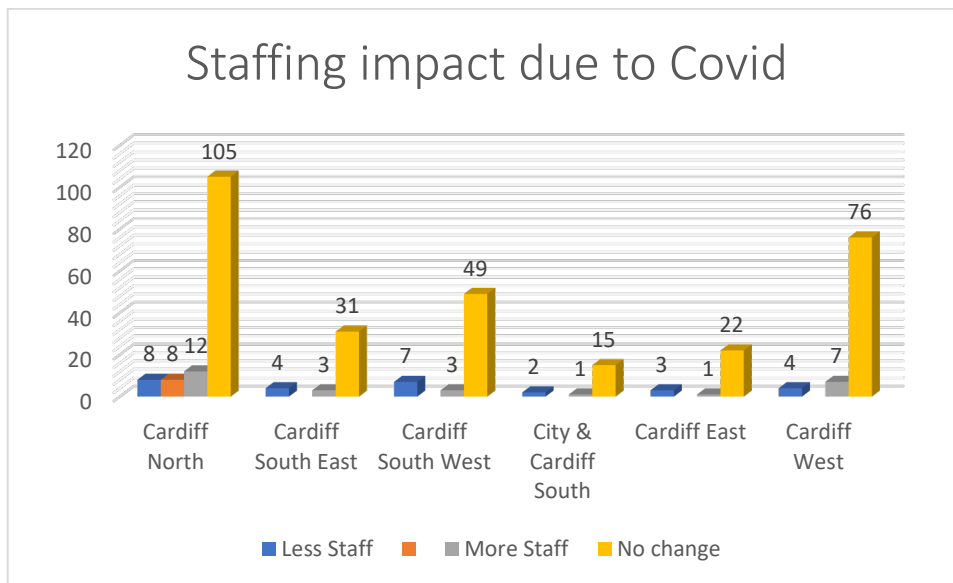
Table: Has the pandemic impacted staffing ratios at the service?

| Staffing impact   | Cardiff North | Cardiff East | Cardiff South East | City & Cardiff South | Cardiff South West | Cardiff West | Total      | %           |
|-------------------|---------------|--------------|--------------------|----------------------|--------------------|--------------|------------|-------------|
| <b>Less Staff</b> | 8             | 3            | 4                  | 2                    | 7                  | 4            | <b>28</b>  | <b>7.9</b>  |
| <b>More Staff</b> | 12            | 1            | 3                  | 1                    | 3                  | 7            | <b>27</b>  | <b>7.6</b>  |
| <b>No change</b>  | 105           | 22           | 31                 | 15                   | 49                 | 76           | <b>298</b> | <b>84.4</b> |

- The majority of settings (298 of 353, 84%) reported no change to staffing ratios
- Of those that did, there was very little difference in the numbers reporting fewer staff (28, 7.9%) as reporting more staff (27, 7.6%)



Chart: Has the pandemic impacted staffing ratios at the service?

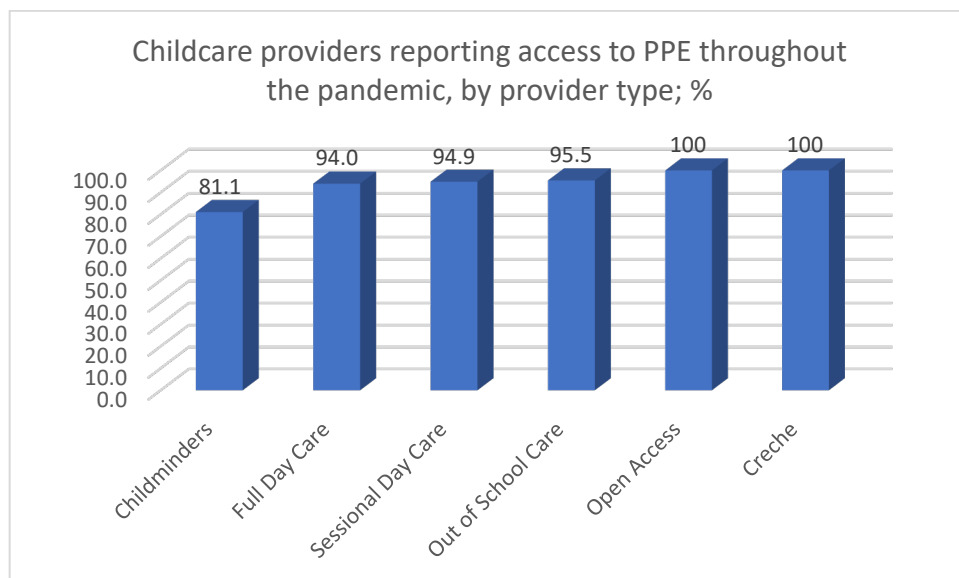


## PPE

Table: Access to PPE throughout the pandemic

| Access to PPE      | Yes    |      |
|--------------------|--------|------|
|                    | Number | %    |
| Childminders       | 150    | 81.1 |
| Full Day Care      | 78     | 94.0 |
| Sessional Day Care | 37     | 94.9 |
| Out of School Care | 42     | 95.5 |
| Open access play   | 1      | 100  |
| Creche             | 1      | 100  |

Chart: Childcare providers reporting access to PPE throughout the pandemic, by provider type; %

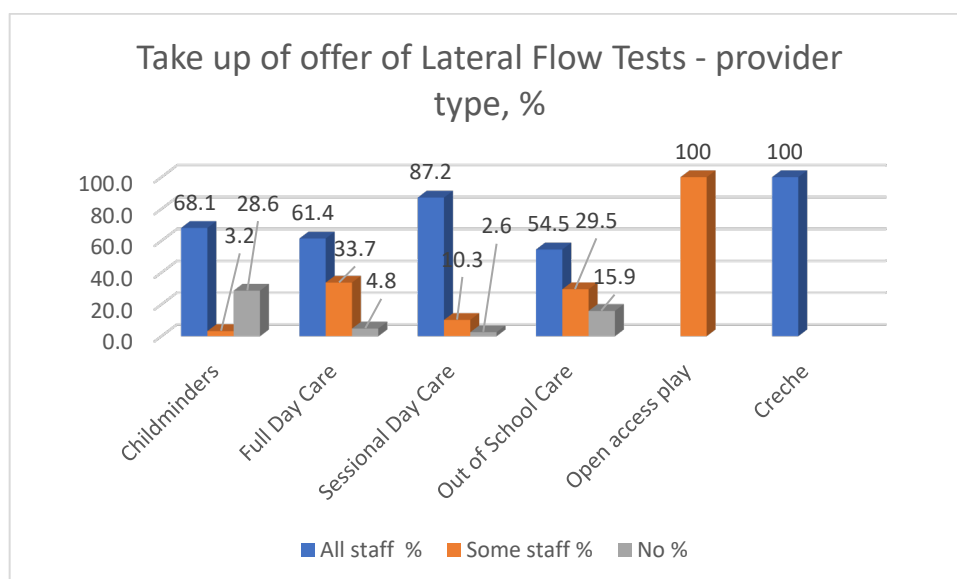


## Lateral Flow Tests

Table: Take up of offer of Lateral Flow Tests – provider type, %

| Access to LFT      | All staff |      | Some staff |      | No     |      |
|--------------------|-----------|------|------------|------|--------|------|
|                    | Number    | %    | Number     | %    | Number | %    |
| Childminders       | 126       | 68.1 | 6          | 3.2  | 53     | 28.6 |
| Full Day Care      | 51        | 61.4 | 28         | 33.7 | 4      | 4.8  |
| Sessional Day Care | 34        | 87.2 | 4          | 10.3 | 1      | 2.6  |
| Out of School Care | 24        | 54.5 | 13         | 29.5 | 7      | 15.9 |
| Open access play   | -         | -    | 1          | 100  | -      | -    |
| Creche             | 1         | 100  | -          | -    | -      | -    |

Chart: Take up of offer of Lateral Flow Tests - provider type, %



- Lateral flow tests were taken by all staff at 34 of 39 sessional care settings (87.2%) and 51 of 83 full daycare settings (61.4%), and by some staff at a further 4 (103%) and 28 settings (33.7%).
- 126 childminders (68.1%) reported 'all staff' taking the tests, with 6 reporting 'some staff', although it is unclear if this refers to assistants or other household or family members.

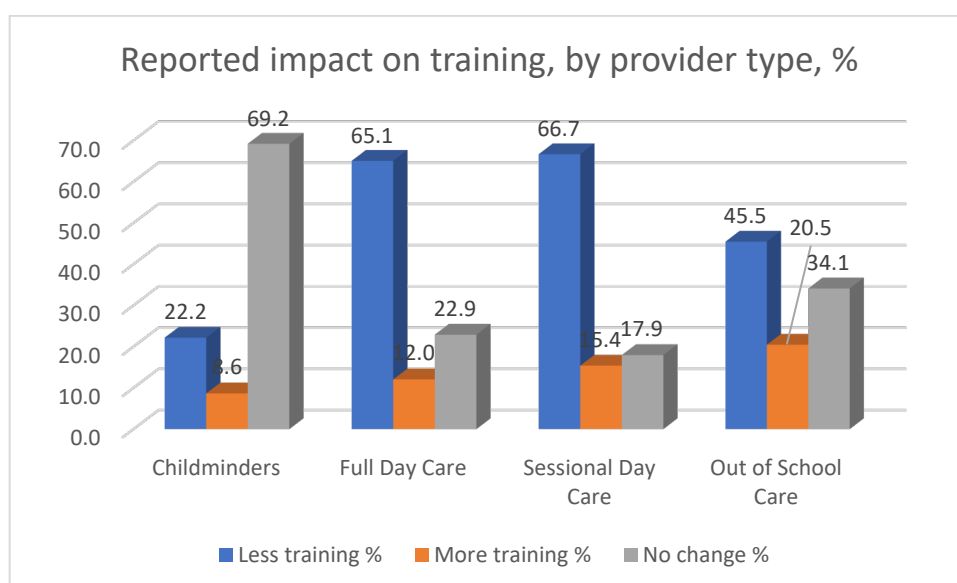
NB: lateral flow tests were delivered free to all smaller childcare settings and childminders on request by Cardiff Council

### Impact on training

Table: reported impact on training, by provider type, number, %

| Impact on training        | Less training |      | More training |      | No change |      |
|---------------------------|---------------|------|---------------|------|-----------|------|
|                           | Number        | %    | Number        | %    | Number    | %    |
| <b>Childminders</b>       | 41            | 22.2 | 16            | 8.6  | 128       | 69.2 |
| <b>Full Day Care</b>      | 54            | 65.1 | 10            | 12.0 | 19        | 22.9 |
| <b>Sessional Day Care</b> | 26            | 66.7 | 6             | 15.4 | 7         | 17.9 |
| <b>Out of School Care</b> | 20            | 45.5 | 9             | 20.5 | 15        | 34.1 |

Chart: reported impact on training, by provider type, %



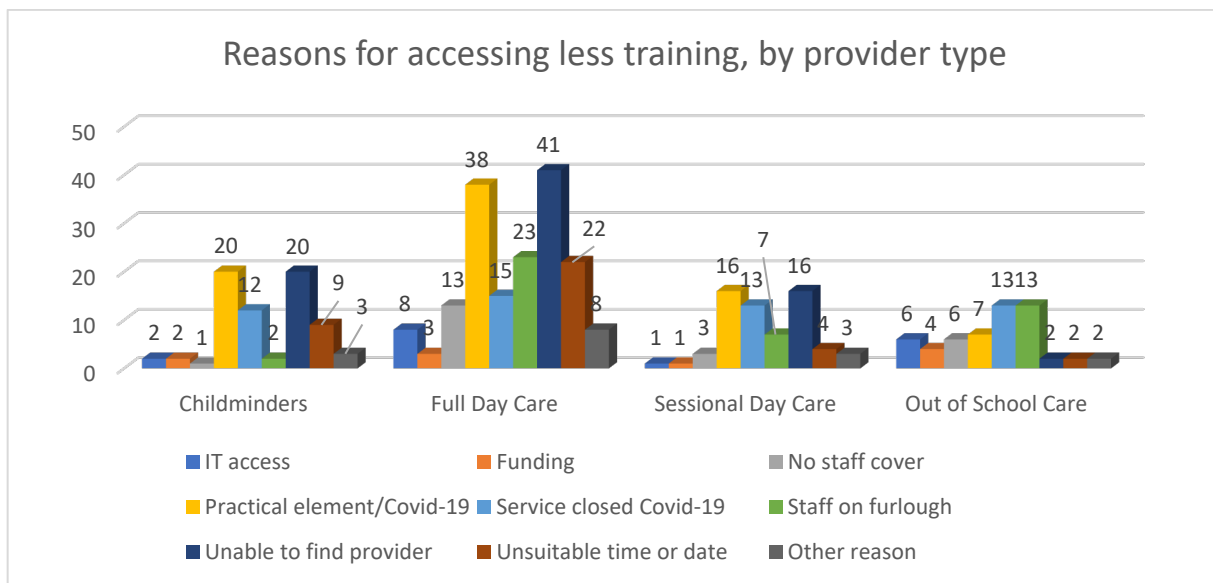
- The greatest reduction in training was reported by sessional day care (26 of 39 settings, 66.7%) and full daycare (54 of 83 settings, 65.1%)
- The greatest increase in training was reported by out of school care (6 settings, 20.5%)
- There was least change shown by childminders, with 69.2% (128) reporting no change to the amount of training they accessed

### Reasons for accessing less training

Table: Reasons for accessing less training

|                           | IT access | Funding | No staff cover | Practical element/Covid-19 | Service closed Covid-19 | Staff on furlough | Unable to find provider | Unsuitable time or date | Other reason |
|---------------------------|-----------|---------|----------------|----------------------------|-------------------------|-------------------|-------------------------|-------------------------|--------------|
| <b>Childminders</b>       | 2         | 2       | 1              | 20                         | 12                      | 2                 | 20                      | 9                       | 3            |
| <b>Full Day Care</b>      | 8         | 3       | 13             | 38                         | 15                      | 23                | 41                      | 22                      | 8            |
| <b>Sessional Day Care</b> | 1         | 1       | 3              | 16                         | 13                      | 7                 | 16                      | 4                       | 3            |
| <b>Out of School Care</b> | 6         | 4       | 6              | 7                          | 13                      | 13                | 2                       | 2                       | 2            |

Chart: Reasons for accessing less training, by provider type



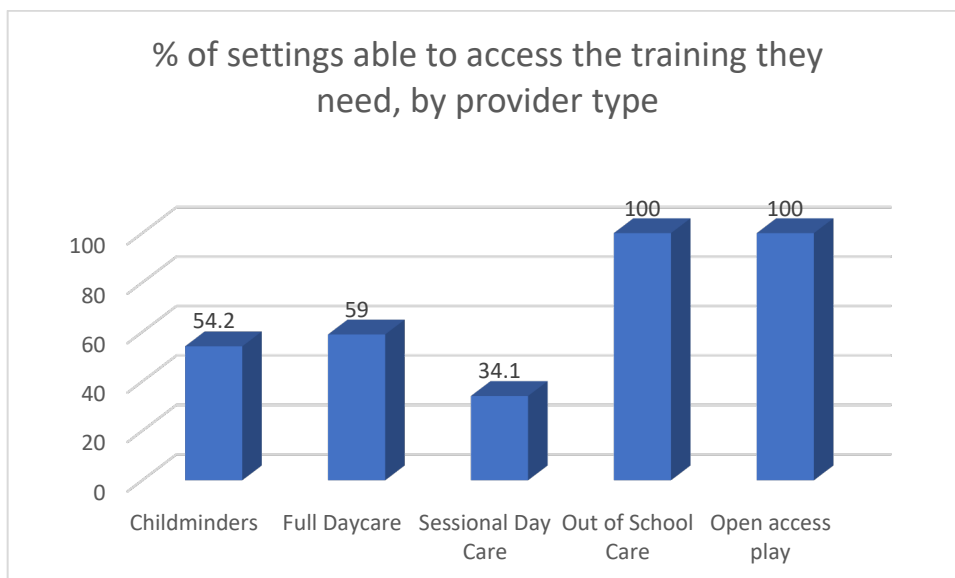
- The most common reason given by childminders (20) full daycare (41) and sessional day care (16) was “Unable to source training provider/Suitable training not on offer”. This is despite the training programme offered by Early Help’s Workforce Development (see: chapter 15: *Workforce Development and Training*)
- Lack of suitable It was only identified by 8 full daycare, 6 out of school, 2 childminders and 1 sessional day care setting. This would suggest most settings have access to suitable IT to access online training.

### Access to training

Table: Number and % of settings able to access the training they need, by provider type

|                           | Yes    |      |
|---------------------------|--------|------|
|                           | Number | %    |
| <b>Childminders</b>       | 177    | 95.7 |
| <b>Full Daycare</b>       | 45     | 54.2 |
| <b>Sessional Day Care</b> | 23     | 59.0 |
| <b>Out of School Care</b> | 15     | 34.1 |
| <b>Open access play</b>   | 1      | 100  |
| <b>Creche</b>             | 1      | 100  |

Chart: % of settings able to access the training they need, by provider type



- 100% of open access play and creches (one of each provider type), and 95.7% of childminders reported being able to access all the training they need. This drops to 59% for sessional day care, 54.2% for full daycare and 34.1% for out of school

#### Reasons for being unable to access the training needed:

Table: Reasons for being unable to access the training needed, by provider type

|                           | IT access | Funding | No staff cover | Practical element/Covid-19 | Service closed Covid-19 | Staff on furlough | Unable to find provider | Unsuitable time or date | Other reason |
|---------------------------|-----------|---------|----------------|----------------------------|-------------------------|-------------------|-------------------------|-------------------------|--------------|
| <b>Childminders</b>       | 1         | 1       | 0              | 4                          | 1                       | 0                 | 3                       | 1                       | 0            |
| <b>Full Day Care</b>      | 1         | 2       | 3              | 3                          | 0                       | 1                 | 6                       | 4                       | 0            |
| <b>Sessional Day Care</b> | 0         | 0       | 2              | 1                          | 1                       | 1                 | 2                       | 2                       | 0            |
| <b>Out of School Care</b> | 0         | 1       | 0              | 2                          | 0                       | 1                 | 4                       | 0                       | 0            |

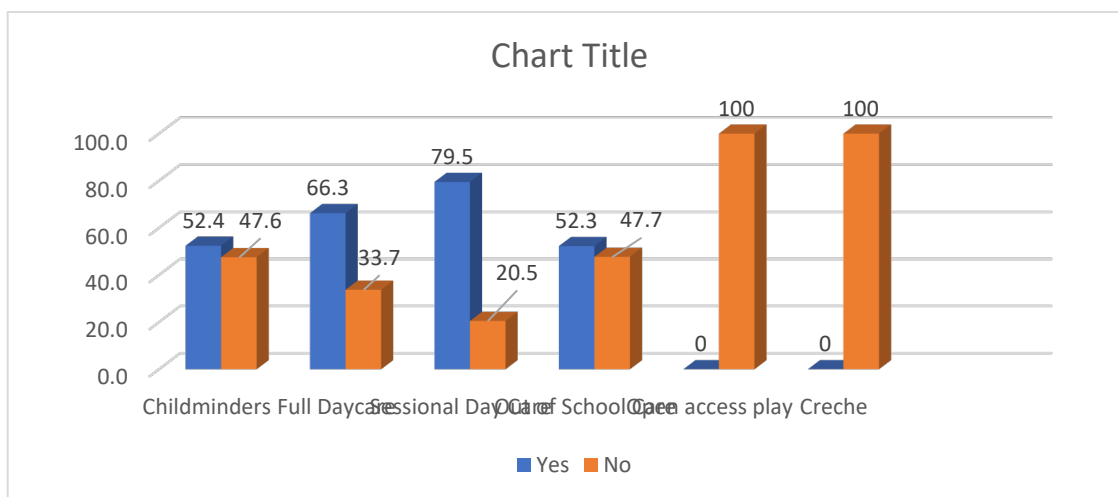
- As with access to training during the Covid-19 pandemic, the reason “unable to find provider/suitable training not on offer” was the most common mentioned, despite the training programme offered by Early Help’s Workforce Development (see: chapter 15: *Workforce Development and Training*)

Number and % of providers reporting “able to access specific Infection Prevention Control (IPC) training

Table: Number and % of providers reporting “able to access specific Infection Prevention Control (IPC) training, by provider type

|                           | Yes    |      | No     |      |
|---------------------------|--------|------|--------|------|
|                           | Number | %    | Number | %    |
| <b>Childminders</b>       | 97     | 52.4 | 88     | 47.6 |
| <b>Full Day Care</b>      | 55     | 66.3 | 28     | 33.7 |
| <b>Sessional Day Care</b> | 31     | 79.5 | 8      | 20.5 |
| <b>Out of School Care</b> | 23     | 52.3 | 21     | 47.7 |
| <b>Open access play</b>   | 0      | -    | 1      | 100  |
| <b>Creche</b>             | 0      | -    | 1      | 100  |

Table: % of providers reporting “able to access specific Infection Prevention Control (IPC) training, by provider type



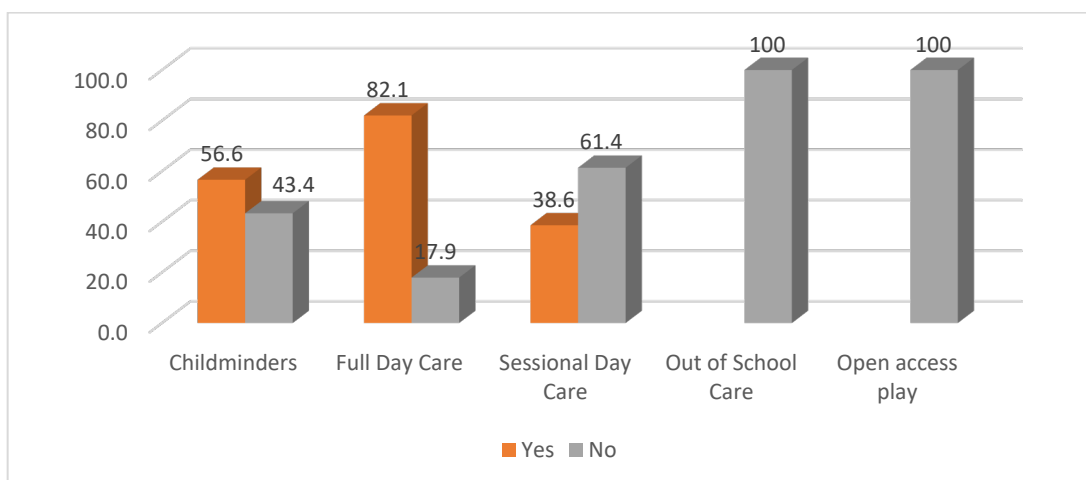
- Over half of all provider types reported that 50% of more (52.3% for sessional - 79.5% for full daycare) had been able to access specific Infection Prevention Control (IPC) training.
- Cardiff Council’s Workforce Development made a specific “Infection Prevention Control” eModule available to all registered childcare settings for a cost of £5.00 and provided details of how to access this training to all childcare settings.

## Operating at full capacity

Table: Settings operating at full capacity, by provider type

|                           | Yes    |      | No     |      |
|---------------------------|--------|------|--------|------|
|                           | Number | %    | Number | %    |
| <b>Childminders</b>       | 109    | 58.9 | 76     | 41.1 |
| <b>Full Day Care</b>      | 47     | 56.6 | 36     | 43.4 |
| <b>Sessional Day Care</b> | 32     | 82.1 | 7      | 17.9 |
| <b>Out of School Care</b> | 17     | 38.6 | 27     | 61.4 |
| <b>Open access play</b>   | 0      | 0    | 1      | 100  |
| <b>Creche</b>             | 0      | 0    | 1      | 100  |

Chart: Settings operating at full capacity, by provider type



NB: It is not possible to tell from the above data:

- How many fewer places, or hours, the service has been reduced by
- The duration of the reduction
- Whether it affects all services offered by a provider
- The cause of the reduction in capacity – reduced demand; lack of access to staff; space or safety requirements; etc.

Amongst the actions taken to support childcare providers during the Covid-19 pandemic by Cardiff Council's Childcare Business Support Team was the development of *Unlocking Childcare in Cardiff*

[Unlocking-childcare-in-Cardiff-14.8.2020.pdf \(cardiffamilies.co.uk\)](https://cardiffamilies.co.uk/Unlocking-childcare-in-Cardiff-14.8.2020.pdf)



## 6. Overview –Childcare Types, Services and Places

The following data tables and charts are based on data collected via SASS. A total of 353 registered settings returned data.

*Table: Registered providers by type and NPA*

|                  | Cardiff North | Cardiff East | Cardiff South East | City & Cardiff South | Cardiff South West | Cardiff West | Cardiff    |
|------------------|---------------|--------------|--------------------|----------------------|--------------------|--------------|------------|
| Full daycare     | 23            | 6            | 14                 | 7                    | 17                 | 16           | <b>83</b>  |
| Sessional        | 9             | 7            | 5                  | 2                    | 8                  | 8            | <b>39</b>  |
| Out of school    | 16            | 1            | 5                  | 2                    | 6                  | 14           | <b>44</b>  |
| Childminders     | 77            | 12           | 13                 | 7                    | 27                 | 49           | <b>185</b> |
| Open Access Play |               |              | 1                  |                      |                    |              | <b>1</b>   |
| Creche           |               |              |                    |                      | 1                  |              | <b>1</b>   |
| <b>Total</b>     | <b>125</b>    | <b>26</b>    | <b>38</b>          | <b>18</b>            | <b>59</b>          | <b>87</b>    | <b>353</b> |

*Chart: Registered providers by type and NPA*

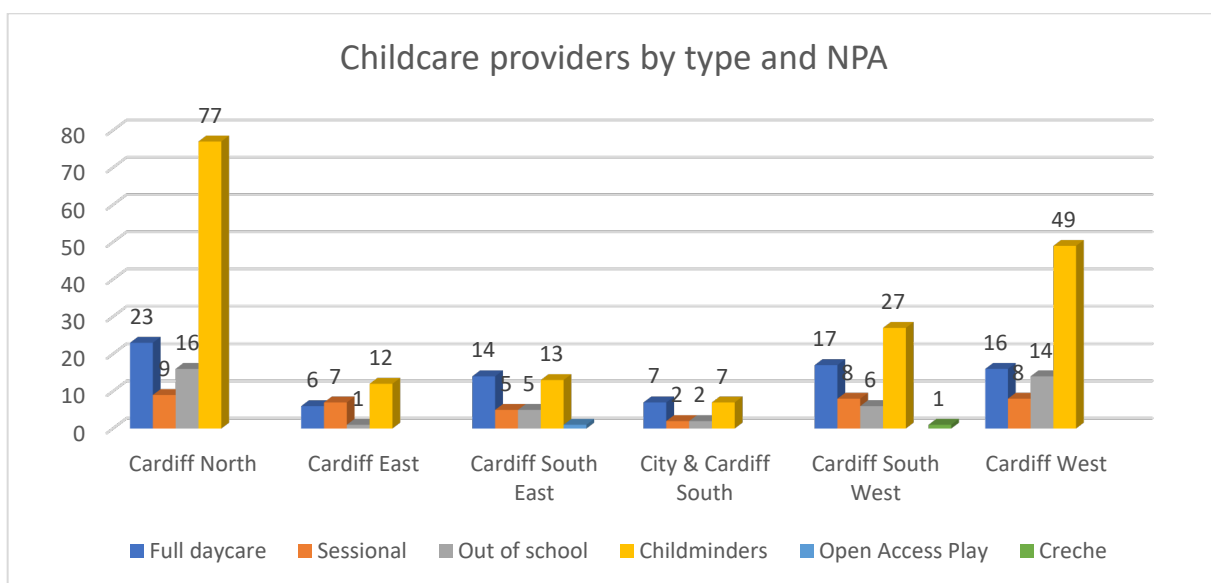
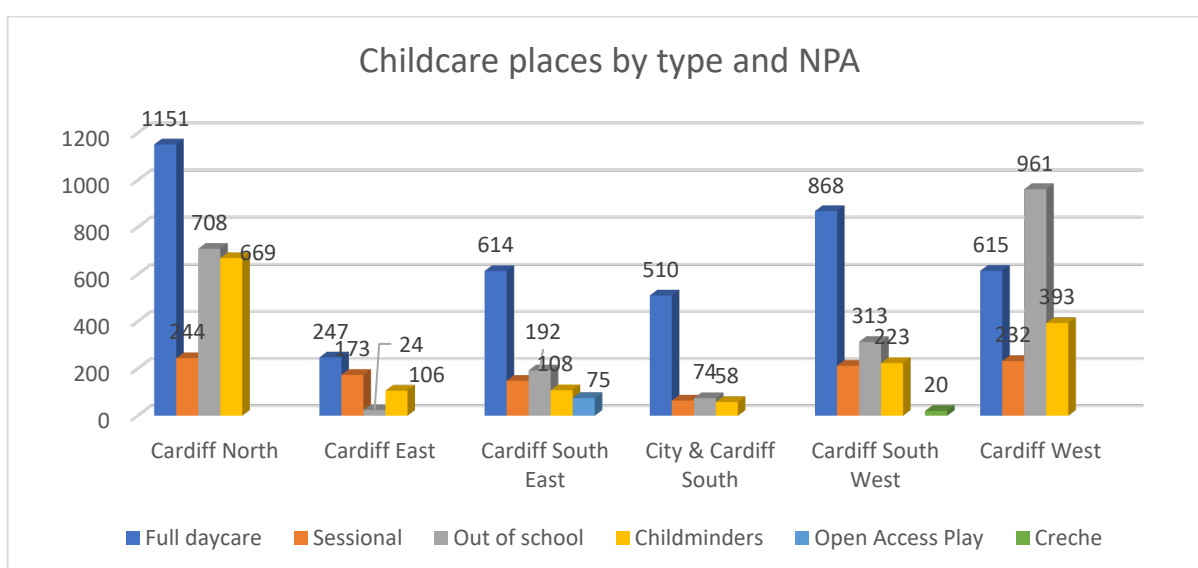


Table: Registered places by type and NPA

|                  | Cardiff North | Cardiff East | Cardiff South East | City & Cardiff South | Cardiff South West | Cardiff West | Cardiff     |
|------------------|---------------|--------------|--------------------|----------------------|--------------------|--------------|-------------|
| Full daycare     | 1151          | 247          | 614                | 510                  | 868                | 615          | <b>4005</b> |
| Sessional        | 244           | 173          | 148                | 64                   | 212                | 232          | <b>1073</b> |
| Out of school    | 708           | 24           | 192                | 74                   | 313                | 961          | <b>2272</b> |
| Childminders     | 669           | 106          | 108                | 58                   | 223                | 393          | <b>1557</b> |
| Open Access Play |               |              | 75                 |                      |                    |              | <b>75</b>   |
| Creche           |               |              |                    |                      | 20                 |              | <b>20</b>   |
|                  | <b>2772</b>   | <b>550</b>   | <b>1137</b>        | <b>706</b>           | <b>1636</b>        | <b>2201</b>  | <b>9002</b> |

Chart: Registered places by type and NPA



- The number of registered settings ranges from 18 settings providing 706 places in City & Cardiff South to 125 settings providing 2,772 places in Cardiff North.

### Numbers of children aged 0 – 14 compared to registered childcare places by NPA

Table: Numbers of children aged 0-14 compared to registered childcare places by NPA

|                                                             | Cardiff North | Cardiff East | Cardiff South East | City & Cardiff South | Cardiff South West | Cardiff West |
|-------------------------------------------------------------|---------------|--------------|--------------------|----------------------|--------------------|--------------|
| Population Aged 0-14                                        | 18,256        | 8,479        | 8,038              | 6,176                | 11,993             | 11,322       |
| Total number of registered places                           | 2,772         | 550          | 1,137              | 706                  | 1,636              | 2,201        |
| Number of children aged 0-14 per registered childcare place | 6.6           | 15.4         | 7.1                | 8.7                  | 7.3                | 5.1          |

Chart: Numbers of children aged 0-14 compared to registered childcare places by NPA

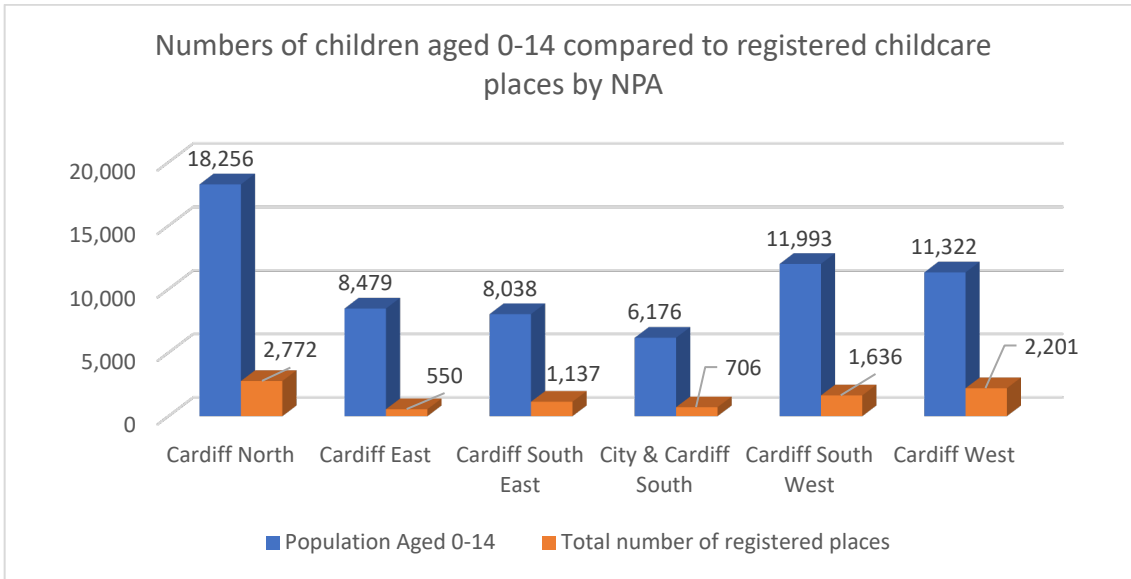
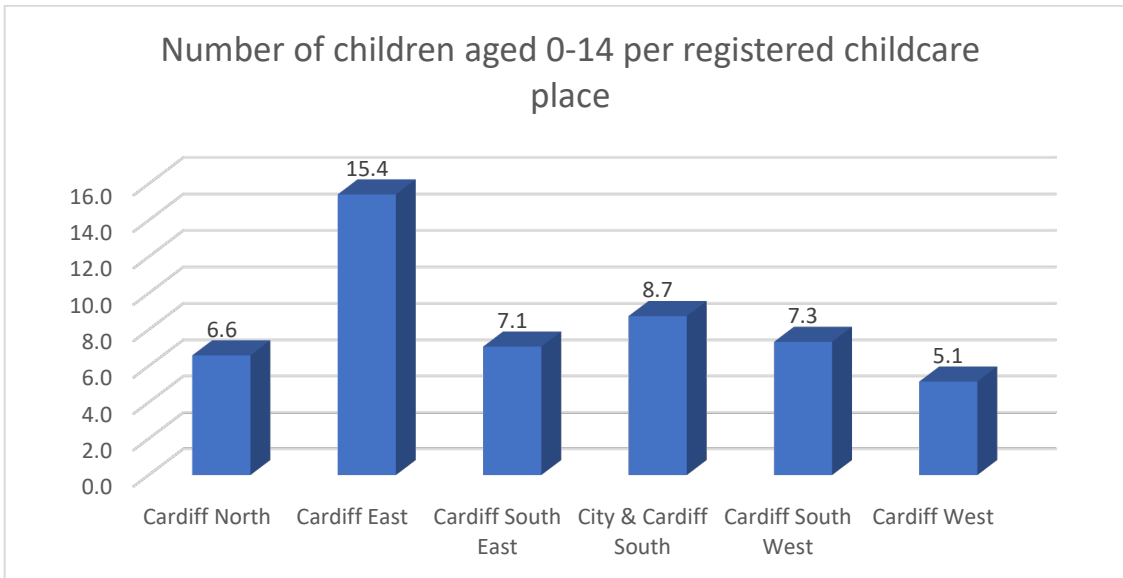


Chart: Number of children per registered childcare place by NPA



NB: Comparing the total child population aged 0-14 to the number of registered childcare places to calculate numbers of children per place should be seen as a high-level proxy measure across NPAs. It does not take into account parental demand, parental preference for type of setting, availability of vacant childcare places, type and language of provision, etc.

**Action: Given the largest disparity between registered childcare places and numbers of children aged 0-14 exists in Cardiff East, a further investigation of the local factors influencing demand and supply will be undertaken. If required, a local action plan will be developed.**

## Care Inspectorate Wales (CIW) data: Registrations 2016 - 2021

Comparison of numbers of CIW registered providers and places annually, from 31.03.2016 to 31.03.2021

Table: CIW registrations by provider type 2016 - 2021

|                            | 31-03-2016 Providers | 31-03-2017 Providers | 31-03-2018 Providers | 31-03-2019 Providers | 31-03-2020 Providers | 31-03-2021 Providers |
|----------------------------|----------------------|----------------------|----------------------|----------------------|----------------------|----------------------|
| Full Day Care              | 65                   | 68                   | 72                   | 77                   | 86                   | 87                   |
| Sessional Day Care         | 61                   | 63                   | 57                   | 48                   | 46                   | 45                   |
| Out of School Care         | 50                   | 48                   | 50                   | 53                   | 54                   | 52                   |
| Child Minder               | 304                  | 300                  | 283                  | 275                  | 262                  | 255                  |
| Open Access Play Provision | 7                    | 4                    | 4                    | 3                    | 3                    | 2                    |
| Creche                     | 5                    | 6                    | 5                    | 5                    | 5                    | 4                    |
| <b>Total</b>               | <b>492</b>           | <b>489</b>           | <b>471</b>           | <b>461</b>           | <b>456</b>           | <b>445</b>           |

Chart: CIW registrations by provider type 2016 - 2021

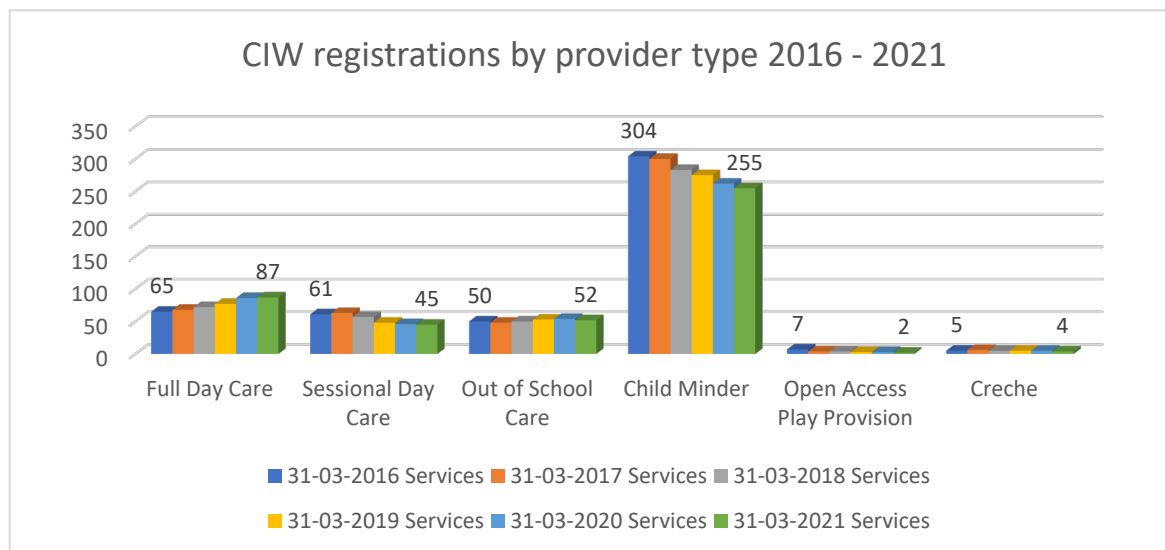


Table: CIW registrations: registered places by provider type 2016 - 2021

|                            | 31-03-2016 Places | 31-03-2017 Places | 31-03-2018 Places | 31-03-2019 Places | 31-03-2020 Places | 31-03-2021 Places |
|----------------------------|-------------------|-------------------|-------------------|-------------------|-------------------|-------------------|
| Full Day Care              | 3,221             | 3,315             | 3,490             | 3,589             | 4,031             | 4,177             |
| Sessional Day Care         | 1,664             | 1,713             | 1,567             | 1,307             | 1,214             | 1,205             |
| Out of School Care         | 2,101             | 2,112             | 2,231             | 2,421             | 2,654             | 2,492             |
| Child Minder               | 2,059             | 2,255             | 2,180             | 2,163             | 2,132             | 2,071             |
| Open Access Play Provision | 235               | 280               | 280               | 210               | 210               | 145               |
| Creche                     | 118               | 128               | 97                | 97                | 97                | 57                |
| <b>Total</b>               | <b>9,398</b>      | <b>9,803</b>      | <b>9,845</b>      | <b>9,787</b>      | <b>10,338</b>     | <b>10,147</b>     |

Chart: CIW registrations: places by provider type 2016 - 2021

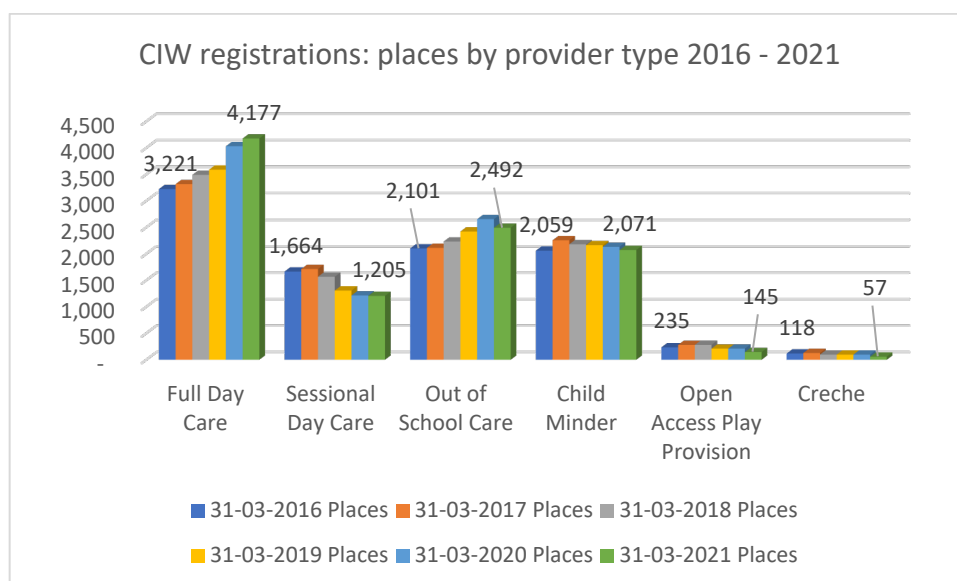


Table: Change in registrations by provider type and registered places 31.03.2016 – 31.03.2021

|                            | Providers | Places |
|----------------------------|-----------|--------|
| Full Day Care              | +22       | +956   |
| Sessional Day Care         | -16       | -459   |
| Out of School Care         | +2        | +391   |
| Child Minder               | -49       | +12    |
| Open Access Play Provision | -5        | -90    |
| Creche                     | -1        | -61    |
|                            | -47       | +749   |

The next section shows data on changes in registration between 31.03.2021 and week commencing 07.06.2021, which was the first week covered by the SASS data returns.

Table: CIW registrations: registrations by provider type 31.03.2021 – 07.06.2021

|                            | 31-03-2021<br>Providers | 07/06/2021<br>Providers |
|----------------------------|-------------------------|-------------------------|
| Full Day Care              | 87                      | 87                      |
| Sessional Day Care         | 45                      | 43                      |
| Out of School Care         | 52                      | 50                      |
| Child Minder               | 255                     | 234                     |
| Open Access Play Provision | 2                       | 1                       |
| Creche                     | 4                       | 2                       |
| <b>Total</b>               | <b>445</b>              | <b>417</b>              |

Chart: CIW registrations: registrations by provider type 31.03.2021 – 07.06.2021

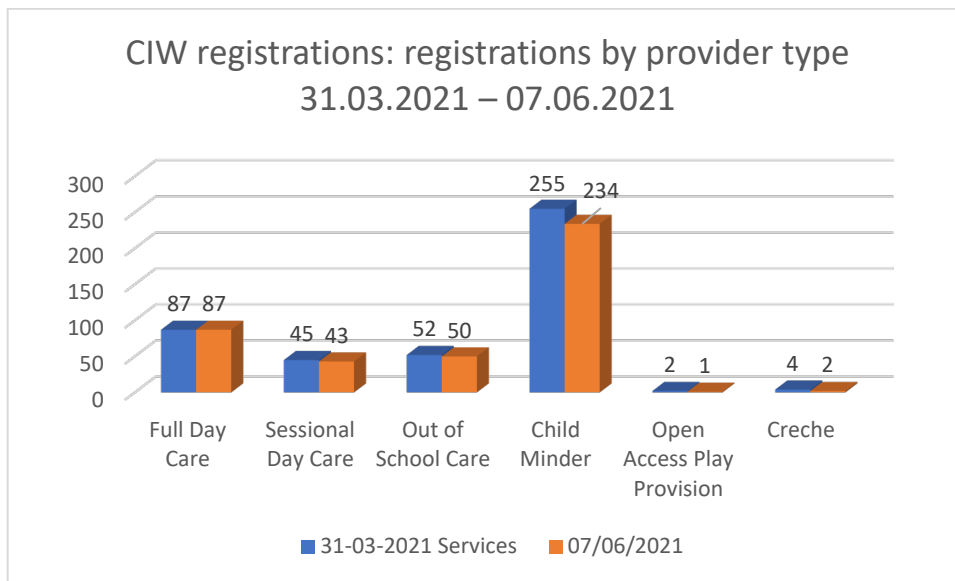


Table: CIW registrations: registered places by provider type 31.03.2021 – 07.06.2021

|                            | 31-03-2021 Places | 07/06/2021 Places |
|----------------------------|-------------------|-------------------|
| Full Day Care              | 4,177             | 4,181             |
| Sessional Day Care         | 1,205             | 1,169             |
| Out of School Care         | 2,492             | 2,452             |
| Child Minder               | 2,071             | 1,920             |
| Open Access Play Provision | 145               | 75                |
| Creche                     | 57                | 30                |
| <b>Total</b>               | <b>10,147</b>     | <b>9,827</b>      |

Chart: CIW registrations: registered places by provider type 31.03.2021 – 07.06.2021

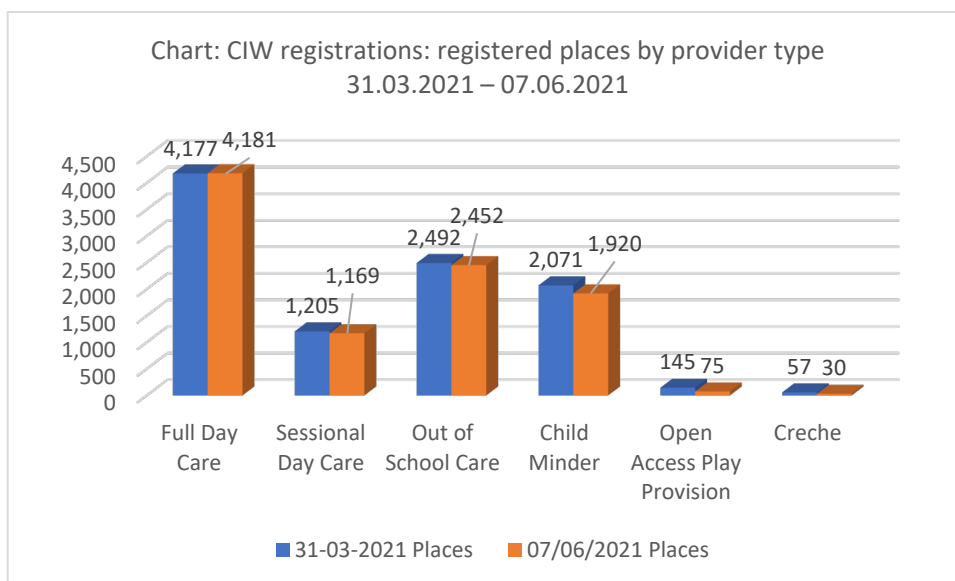


Table: Change in registrations by provider type and registered places 31.03.2021 – 07.06.2021

|                            | Providers  | Places      |
|----------------------------|------------|-------------|
| Full Day Care              | -          | +4          |
| Sessional Day Care         | -2         | - 36        |
| Out of School Care         | -2         | - 40        |
| Child Minder               | -21        | - 151       |
| Open Access Play Provision | -1         | - 70        |
| Creche                     | -2         | - 27        |
| <b>Total</b>               | <b>-28</b> | <b>-320</b> |

### Change 31.03.2016 – 31.01.2021

- By the end of the period 31.03.2016 to 31.03.2021, CIW recorded a net reduction in registered settings of 47. 49 childminders, 16 sessional day care, 5 open access play and 1 creche registration ceased, but 22 new full daycare registrations and 1 out of school registration were reported.
- Despite this, and a reduction of registered sessional day care places (459) and open access play and creche places (90 and 61 respectively), the increases in full daycare, out of school and childminder places\* led to net increase in places of 749.
- \*The data on childminder registrations and places suggests the average number of places per childminder increased from  $2,059/304 = 6.8$  places per setting, to  $2,071/255 = 8.1$  places per setting between 2016 and 2021. This could be due to more childminders increasing their maximum registered number of places to 10 (permissible under the National Minimum Standards). It should be noted that due to childminders' own children, and the ages of children cared for, although registered for a maximum of 10 children, many childminders would not be able to fill all 10 places.

Table: Change 31.03.2021 – 07.06.2021

|                            | Providers  | Places      |
|----------------------------|------------|-------------|
| Full Day Care              | -          | +4          |
| Sessional Day Care         | -2         | - 36        |
| Out of School Care         | -2         | - 40        |
| Child Minder               | -21        | - 151       |
| Open Access Play Provision | -1         | - 70        |
| Creche                     | -2         | - 27        |
| <b>Total</b>               | <b>-28</b> | <b>-320</b> |

- Between 31.03.2021 and 07.06.2021 CIW reported a reduction of 28 settings, and 320 places.
- This reduces the net gain in places in the period 31.03.2016 to 07.06.2021 to 429
- The greatest reduction in places was in childminding (151), with 21 childminders ceasing registration in the period (compare to 49 in the 5 previous years).

- This issue is not specific to Cardiff, as all-Wales CIW data show a reduction by 15% in registered childminders, from 1,729 in March 2020, to 1,504 in November 2021, leading to a 13% reduction in places (1,607 places). The loss in Cardiff of 21 childminders between March 2020 and June 2021 equates to a loss of 10.6% of childminder registrations and 9.9% of registered childminder places of the all Wales percentages.

### Welsh medium provision

The following section provides information on the number and percentage of childcare settings and registered places provided by childcare providers who indicated that Welsh was the main language of their provision. It does not include settings who responded 'Both'.

*Table: Number and % of providers and registered places where Welsh is the main language, by provider type.*

|                     | Total Settings | Welsh      | Total Registered Places | Welsh      |
|---------------------|----------------|------------|-------------------------|------------|
| Childminders        | 185            | 4          | 1,557                   | 36         |
| %                   |                | 2.2        |                         | 2.3        |
| Full daycare        | 83             | 13         | 4,005                   | 416        |
| %                   |                | 15.7       |                         | 10.4       |
| Sessional           | 39             | 4          | 1,073                   | 92         |
| %                   |                | 10.3       |                         | 8.6        |
| Out of school       | 44             | 5          | 2,272                   | 319        |
| %                   |                | 11.4       |                         | 14.0       |
| Open access play    | 1              | 0          | 75                      | 0          |
| %                   |                | 0          |                         | 0.0        |
| Creche              | 1              | 0          | 20                      | 0          |
| %                   |                | 0          |                         | 0          |
| <b>Total number</b> | <b>353</b>     | <b>26</b>  | <b>9,002</b>            | <b>863</b> |
| <b>Total %</b>      |                | <b>7.4</b> |                         | <b>9.6</b> |



Chart: Number and % of providers where Welsh is the main language, by provider type.

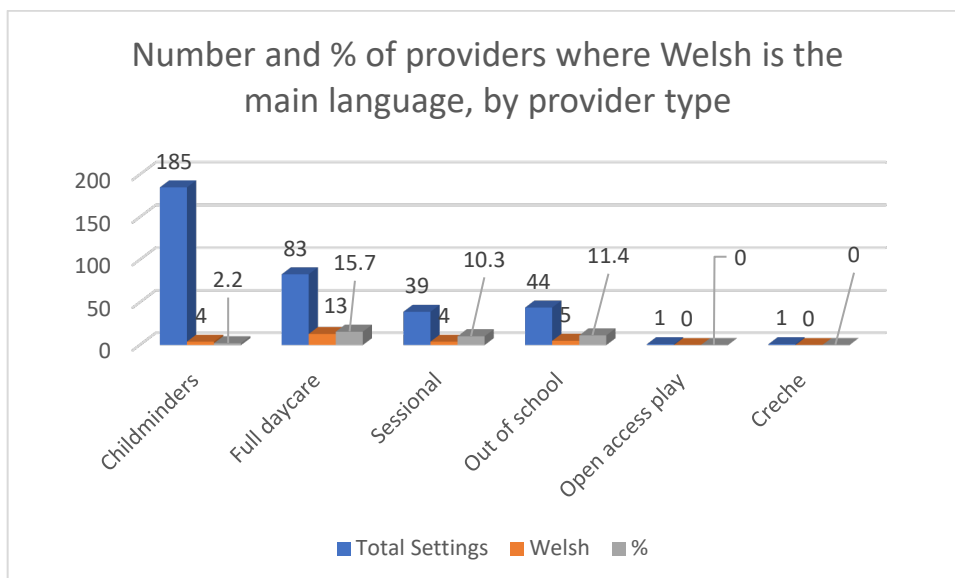
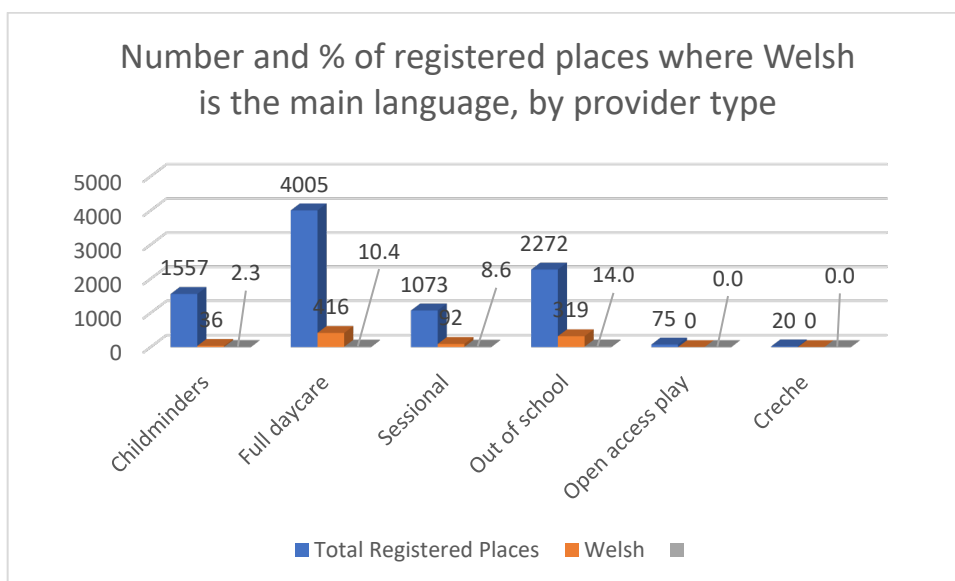


Chart: Number and % of registered places where Welsh is the main language, by provider type.



- 26 of the 353 settings indicated Welsh as their main language. This represents 7.4% of all settings. 863 of the 9,002 registered places were delivered by Welsh medium provision, representing 9.6% of registered places.
- The highest percentage of Welsh medium settings are registered as full daycare (13 of 83 settings) and the lowest are childminders (4 of 185, 2.2%), and creche and open access play (one setting of each type, both English provision)
- However, the highest percentage of Welsh medium registered places are offered by Out of school provision, with 319 of 2,272 places (14%), followed by full daycare (416 of 4,005 places, 10.4%)

## Children on registered providers' books, by type, age and attendance type

There are discrepancies in data supplied regarding children on registered providers' books when comparing the breakdown of children by age with the breakdown of children by attendance type. Whilst 10,828 children were identified as being on the books by attendance type, 10,951 children are reported when broken down by age.

It is noted that some settings have reported children of ages uncommon for their type of setting on their books (e.g., out of school settings reporting children aged 0-2; sessional care reporting children aged 5-17) it is therefore not possible to identify which, if either, of these figures are correct.

### Definitions

The following definitions were provided as guidance to registered providers completing the SASS. However, it is not possible to ascertain how closely these categories were followed.

**Full Time** i.e., books to attend all sessions relevant to them during the week e.g. using your "full day care" or "after school service" every day of the week

**Part Time** i.e. books to attend some available sessions relevant to them during the week e.g. using your "full day care" or "after school service" on a Monday, Tuesday and Wednesday only. Sessions are booked well in advance and there is an established pattern of attendance.

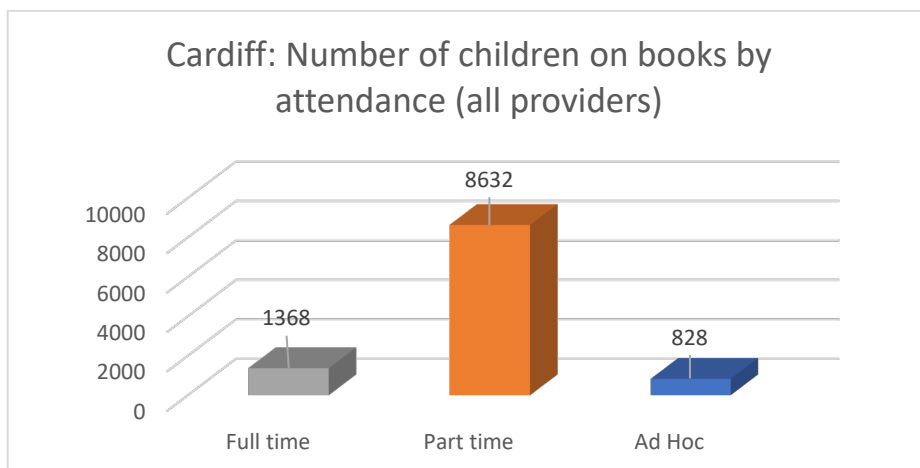
**Ad-hoc** i.e. there is no set pattern to attendance e.g. using your "full day care" or "after school service" as and when parent's working pattern requires.

## Attendance type

*Table: Children on books by attendance type (all providers; all NPAs)*

| Attendance type | Number of children |
|-----------------|--------------------|
| Full time       | 1,368              |
| Part time       | 8,632              |
| Ad Hoc          | 828                |
| <b>Total</b>    | <b>10,828</b>      |

Chart: Children on books by attendance type (all providers; all NPAs)

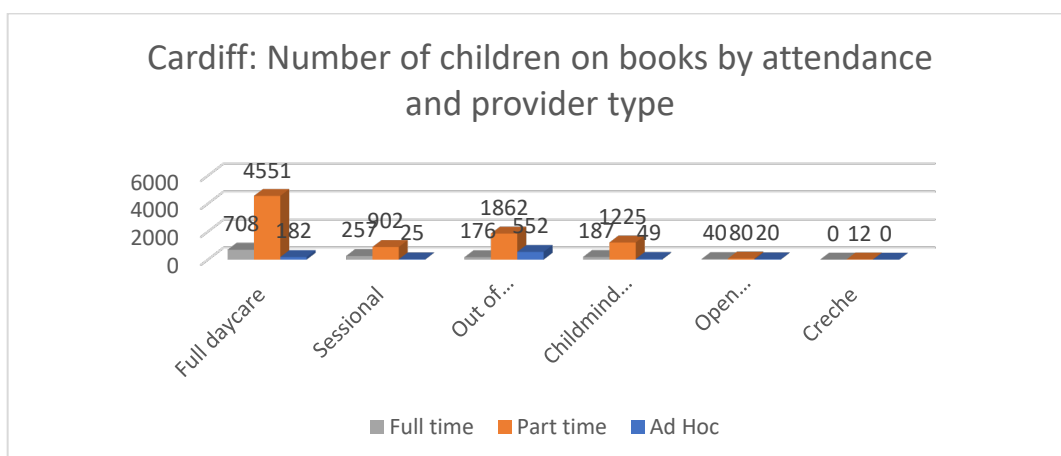


The following tables and charts provide a breakdown of children on the books by attendance and provider type for all of Cardiff.

Table: Cardiff: Number of children on books by attendance and provider type

| Cardiff          | Full time   | Part time   | Ad Hoc     | Total        |
|------------------|-------------|-------------|------------|--------------|
| Full daycare     | 708         | 4551        | 182        | <b>5441</b>  |
| Sessional        | 257         | 902         | 25         | <b>1184</b>  |
| Out of school    | 176         | 1862        | 552        | <b>2590</b>  |
| Childminders     | 187         | 1225        | 49         | <b>1461</b>  |
| Open Access Play | 40          | 80          | 20         | <b>140</b>   |
| Creche           | 0           | 12          | 0          | <b>12</b>    |
| <b>Total</b>     | <b>1368</b> | <b>8632</b> | <b>828</b> | <b>10828</b> |

Chart: Cardiff: Number of children on books by attendance and provider type



**NB: NB: This figure does not match the total number of children on the books by attendance type (10,951). There are 128 fewer children reported by attendance type than by age.**

## Summary

The largest proportion of children attending registered childcare in Cardiff attend on a part-time basis, i.e. children are booked to attend some available sessions relevant to them during the week e.g. using “full day care” or “after school service” on a Monday, Tuesday and Wednesday only. Sessions are booked well in advance and there is an established pattern of attendance. This is the case across all types of provision, as can be seen from the table and chart above, and across all NPAs apart from for sessional care in Cardiff South East, where 92 children attend full time, and 75 children attend part time.

The following tables and charts provide a breakdown of children on the books by provider type, attendance type and NPA.

*Table: Cardiff North: Number of children on books by attendance and provider type*

| Cardiff North | Full time  | Part time   | Ad Hoc     |
|---------------|------------|-------------|------------|
| Full daycare  | 246        | 1434        | 20         |
| Sessional     | 41         | 194         | 25         |
| Out of school | 58         | 843         | 91         |
| Childminders  | 107        | 498         | 27         |
| <b>Total</b>  | <b>452</b> | <b>2969</b> | <b>163</b> |

*Chart: Cardiff North: Number of children on books by attendance and provider type*

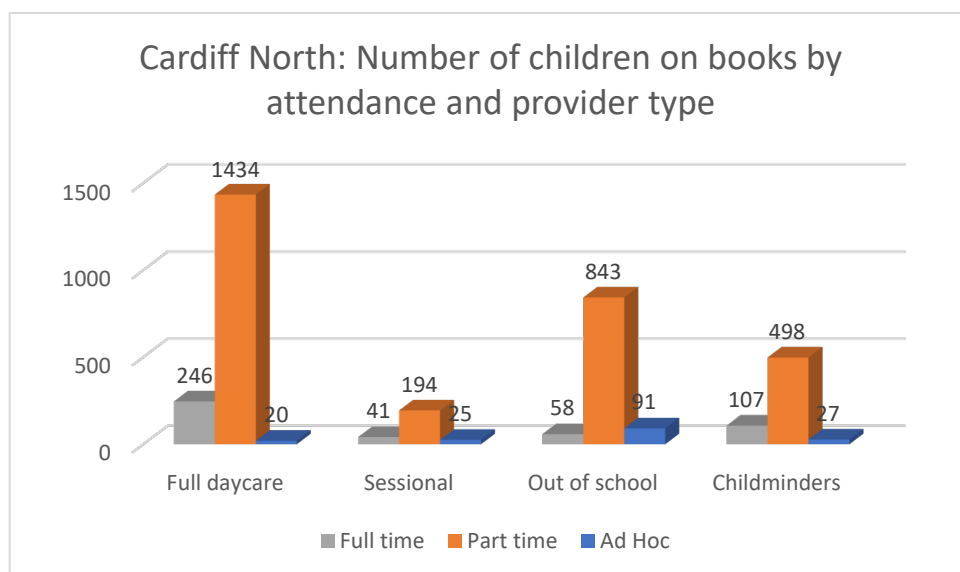


Table : Cardiff East: Number of children on books by attendance and provider type

| Cardiff East  | Full time  | Part time  | Ad Hoc    |
|---------------|------------|------------|-----------|
| Full daycare  | 54         | 235        | 26        |
| Sessional     | 63         | 108        | 0         |
| Out of school | 6          | 11         | 0         |
| Childminders  | 10         | 75         | 2         |
| <b>Total</b>  | <b>133</b> | <b>429</b> | <b>28</b> |

Chart: Cardiff East: Number of children on books by attendance and provider type

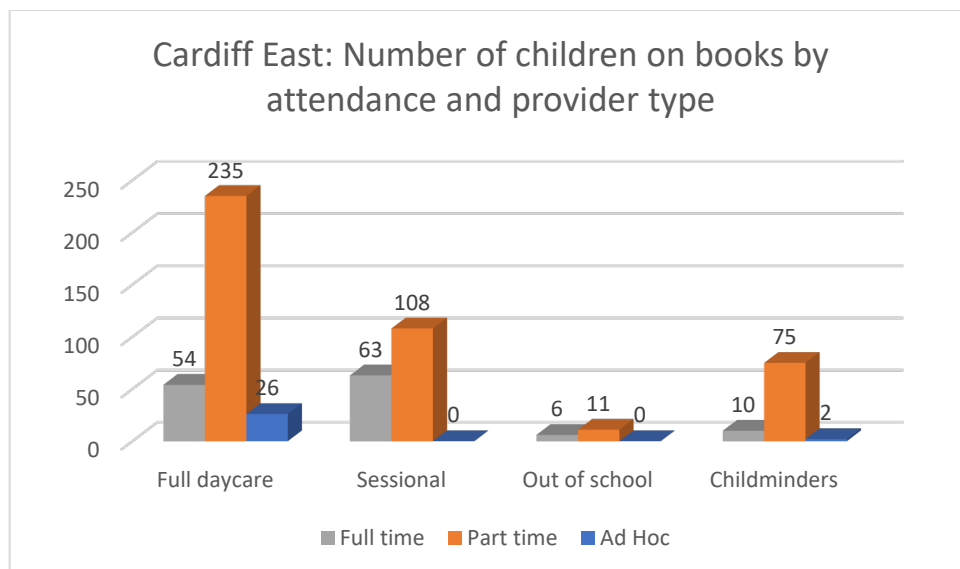


Table: Cardiff South East: Number of children on books by attendance and provider type

| Cardiff South East | Full time  | Part time   | Ad Hoc    |
|--------------------|------------|-------------|-----------|
| Full daycare       | 106        | 609         | 17        |
| Sessional          | 92         | 75          | 0         |
| Out of school      | 15         | 168         | 23        |
| Childminders       | 4          | 81          | 6         |
| Open Access Play   | 40         | 80          | 20        |
| <b>Total</b>       | <b>257</b> | <b>1013</b> | <b>66</b> |

Chart: Cardiff South East: Number of children on books by attendance and provider type

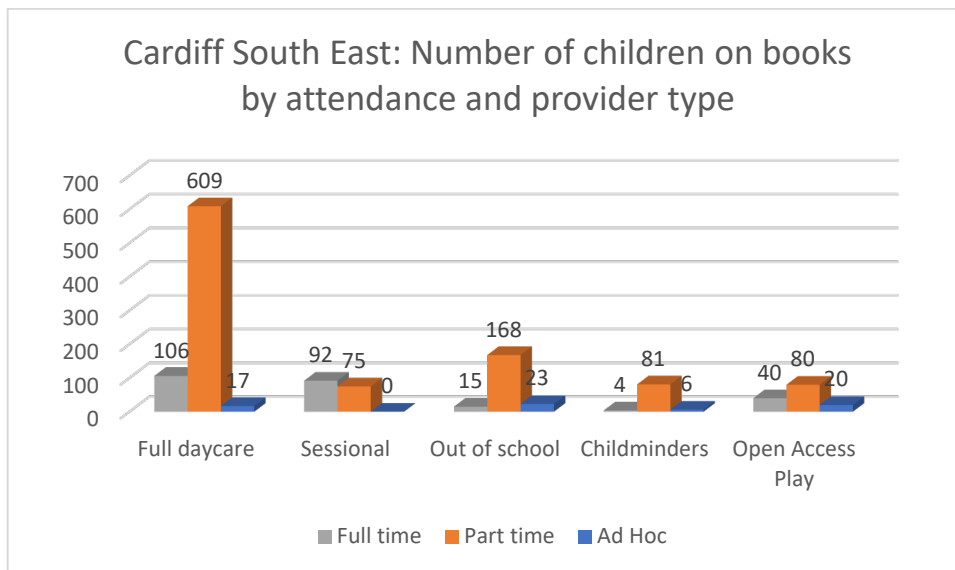


Table: City & Cardiff South: Number of children on books by attendance and provider type

| City and Cardiff South | Full time | Part time  | Ad Hoc    |
|------------------------|-----------|------------|-----------|
| Full daycare           | 81        | 572        | 19        |
| Sessional              | 0         | 60         | 0         |
| Out of school          | 2         | 46         | 0         |
| Childminders           | 9         | 31         | 0         |
| <b>Total</b>           | <b>92</b> | <b>709</b> | <b>19</b> |

Chart: City & Cardiff South: Number of children on books by attendance and provider type

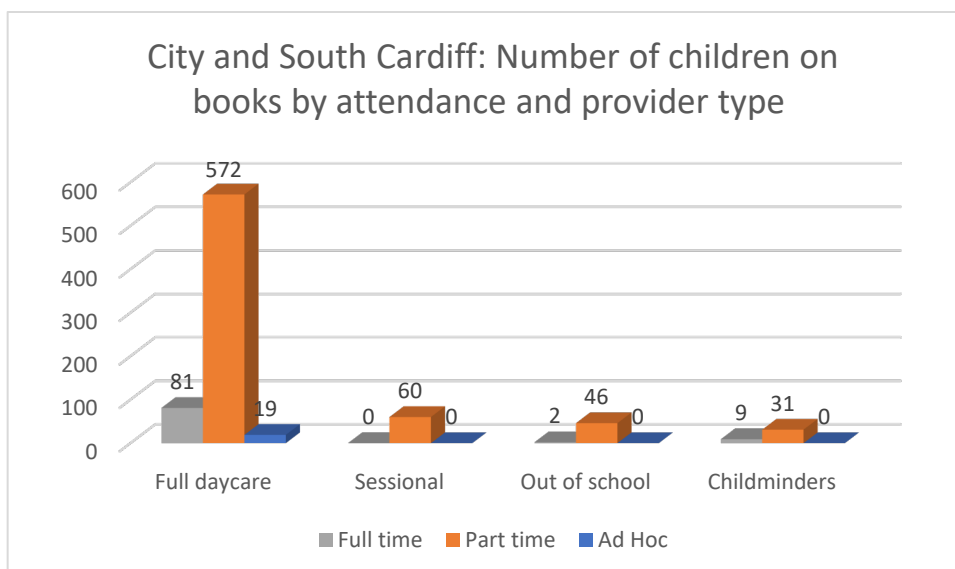


Table: Cardiff South West: Number of children on books by attendance and provider type

| South West    | Full time  | Part time   | Ad Hoc     |
|---------------|------------|-------------|------------|
| Full daycare  | 104        | 917         | 44         |
| Sessional     | 25         | 267         | 0          |
| Out of school | 16         | 304         | 60         |
| Childminders  | 18         | 176         | 3          |
| Creche        | 0          | 12          | 0          |
| <b>Total</b>  | <b>163</b> | <b>1676</b> | <b>107</b> |

Chart: Cardiff South West : Number of children on books by attendance and provider type

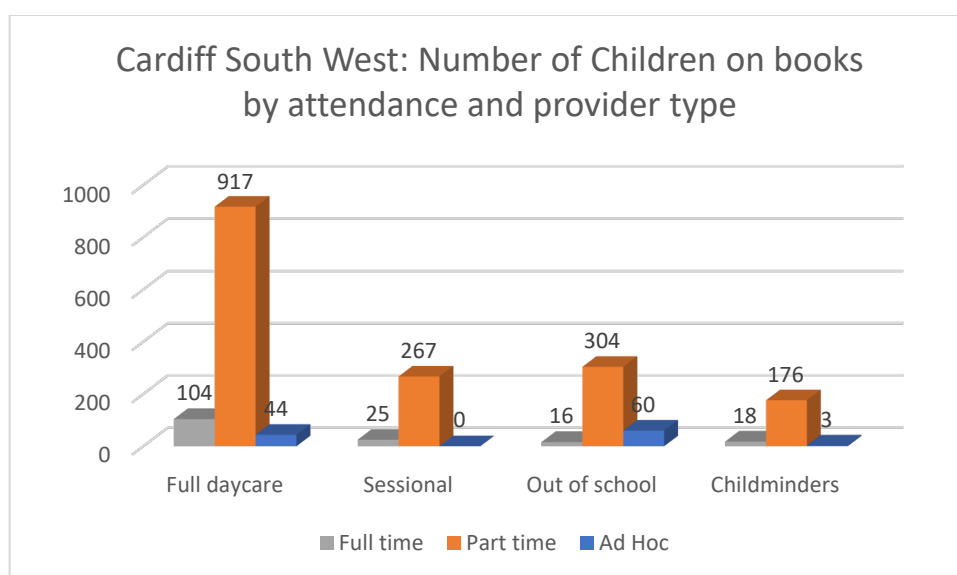
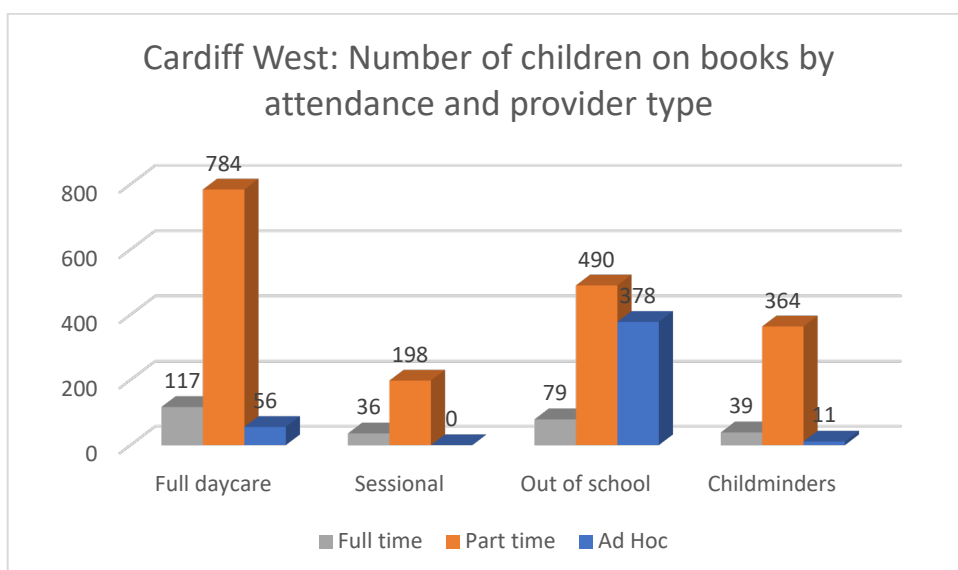


Table: Cardiff West: Number of children on books by attendance and provider type

| West             | Full time  | Part time   | Ad Hoc     |
|------------------|------------|-------------|------------|
| Full daycare     | 117        | 784         | 56         |
| Sessional        | 36         | 198         | 0          |
| Out of school    | 79         | 490         | 378        |
| Childminders     | 39         | 364         | 11         |
| Open Access Play |            |             |            |
| Creche           |            |             |            |
|                  | <b>271</b> | <b>1836</b> | <b>445</b> |

Chart: Cardiff West: Number of children on books by attendance and provider type



### Children on the books by age and provider type

The following tables and charts show the numbers of children on providers' books by age for all provider types

Table: Children on the books by age, all provider types

| Cardiff; all provider types |               |
|-----------------------------|---------------|
| Under 1                     | 268           |
| 1 year                      | 1184          |
| 2 years                     | 2126          |
| 3 years                     | 2000          |
| 4 years                     | 1640          |
| 5 - 7 years                 | 1971          |
| 8 - 11 years                | 1694          |
| 12 to 14                    | 44            |
| 15 to 17                    | 24            |
| <b>Total</b>                | <b>10,951</b> |

**NB: This figure does not match the total number of children on the books by attendance type (10,828). There are 128 more children reported by age than by attendance type.**



Chart: Children on the books by age, all provider types

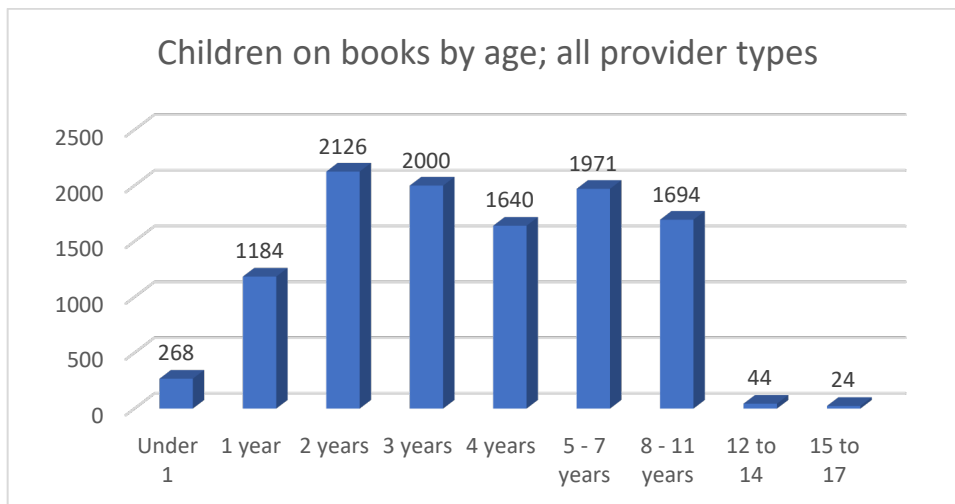
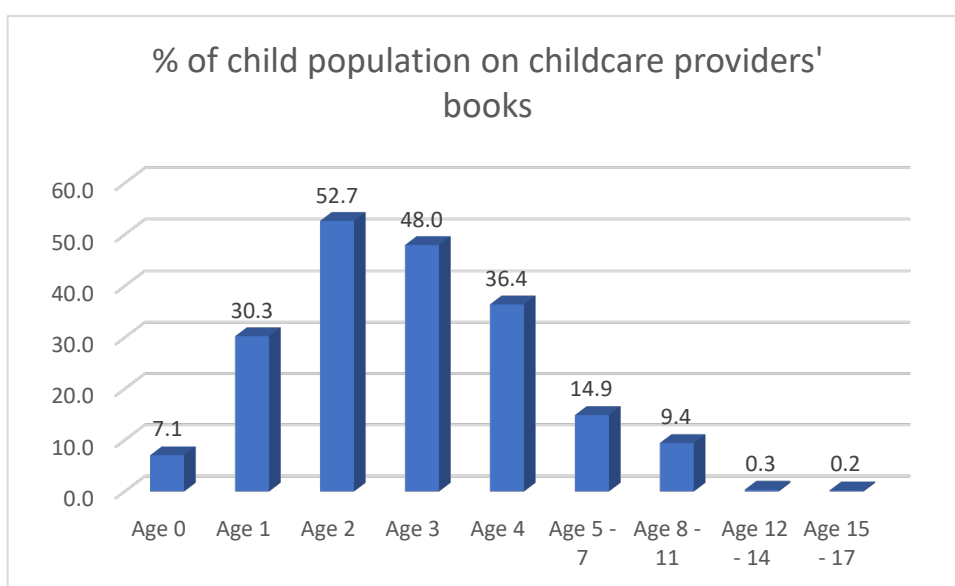


Table: % of child population by age on childcare providers' books

|                    | Population | On books | %    |
|--------------------|------------|----------|------|
| <b>Age 0</b>       | 3,797      | 268      | 7.1  |
| <b>Age 1</b>       | 3,914      | 1184     | 30.3 |
| <b>Age 2</b>       | 4,037      | 2126     | 52.7 |
| <b>Age 3</b>       | 4,168      | 2000     | 48.0 |
| <b>Age 4</b>       | 4,501      | 1640     | 36.4 |
| <b>Age 5 - 7</b>   | 13,239     | 1971     | 14.9 |
| <b>Age 8 - 11</b>  | 17,936     | 1694     | 9.4  |
| <b>Age 12 - 14</b> | 12,672     | 44       | 0.3  |
| <b>Age 15 - 17</b> | 11,108     | 24       | 0.2  |

Chart: % of child population by age on childcare providers' books



- There are only 268 children under 1 on childcare providers' books across all provider types.

- There are 68 children aged over 12, with 24 aged over 15. A number of these older children were reported as being on the books of provider types more usually associated with providing for younger children (30 reported by childminders; 25 by full daycare; and 30 by sessional care). It may be the case that some of these children have additional needs and that these needs can be met by these providers, but it is not possible to confirm this from the data available.
- 52.7% of all 2-year-olds and 48% of all 3-year-olds are on the books of a childcare provider. The high rates are likely to be due to the Government funded childcare programmes (Flying Start, the Childcare Offer)
- NB: children may be on the books of more than one provider, so may be double counted

A breakdown of children on providers' books by age and provider type are included in the relevant provider type section.

## Vacancies by NPA - by services, all provider types

The following data tables show the overall net vacancies (or waiting lists, shown as negative figures) across all provider types per NPA. This data shows that there appear to be small pockets of potential unmet demand for some services in some NPAs. This is highlighted in the summary at the end of this section, however:

- Further investigation is required to ascertain if the data is robust
- In most cases, even if the data is valid, there may not be sufficient unmet demand to sustain new stand-alone provision and the expansion of services already existing locally may be a more sustainable and effective approach to addressing demand
- This approach may be limited by the premises from which current providers operate

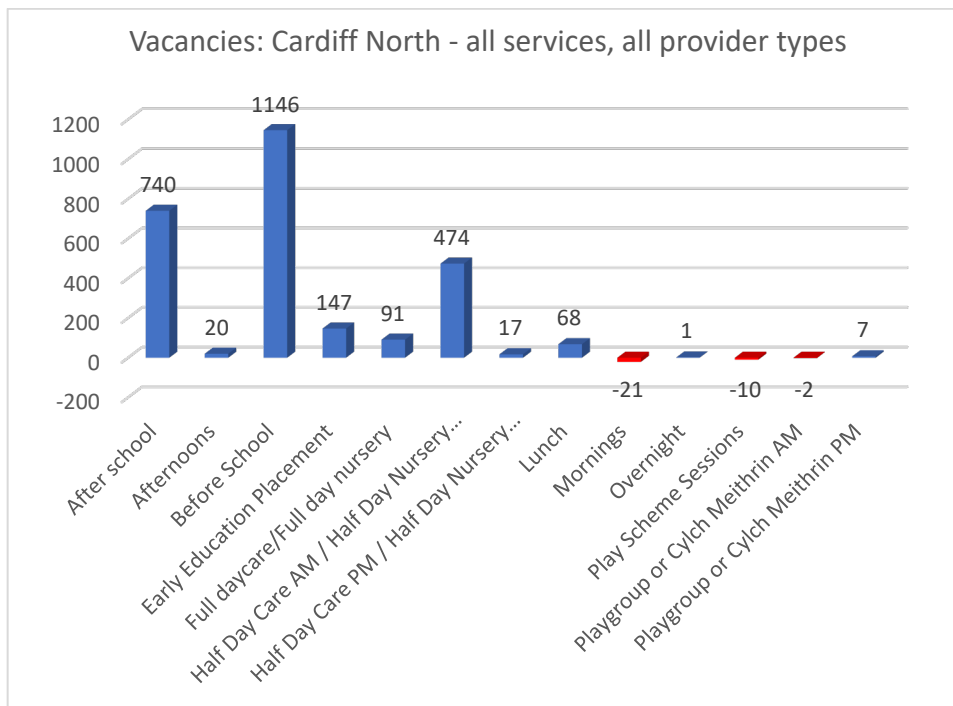
Table: Vacancies: Cardiff - all services, all provider types

|                                        | Cardiff North | Cardiff East | Cardiff South East | City & Cardiff South | Cardiff South West | Cardiff West |
|----------------------------------------|---------------|--------------|--------------------|----------------------|--------------------|--------------|
| After school                           | 740           | 25           | 156                | 63                   | 103                | 172          |
| Afternoons                             | 20            | 0            | 4                  | 17                   | 28                 | 238          |
| Before School                          | 1146          | 34           | 20                 | 88                   | 255                | 222          |
| Creche                                 |               |              | 18                 |                      |                    |              |
| Early Education Placement              | 147           | 42           | 28                 | 20                   | 20                 | 20           |
| Evenings                               |               | 13           | 15                 | 45                   | 2                  | 7            |
| Full daycare/Full day nursery          | 91            | 20           | 480                | 660                  | 13                 | -29          |
| Half Day Care AM / Half Day Nursery AM | 474           | 23           | 866                | 527                  | -23                | 17           |
| Half Day Care PM / Half Day Nursery PM | 17            | 8            | 12                 | -3                   | 12                 | 0            |
| Lunch                                  | 68            | 8            | 18                 | 0                    | 55                 | 0            |
| Mornings                               | -21           | 10           | 27                 | 16                   | 36                 | 151          |
| Overnight                              | 1             |              |                    |                      |                    |              |
| Play Scheme Sessions                   | -10           |              |                    |                      |                    | 6            |
| Playgroup or Cylch Meithrin AM         | -2            | 2            | 0                  | -6                   | 0                  | -5           |
| Playgroup or Cylch Meithrin PM         | 7             | 6            | 0                  | 1                    | 0                  | 44           |
| Weekends                               |               |              | 20                 |                      | 2                  |              |

Key to table above:

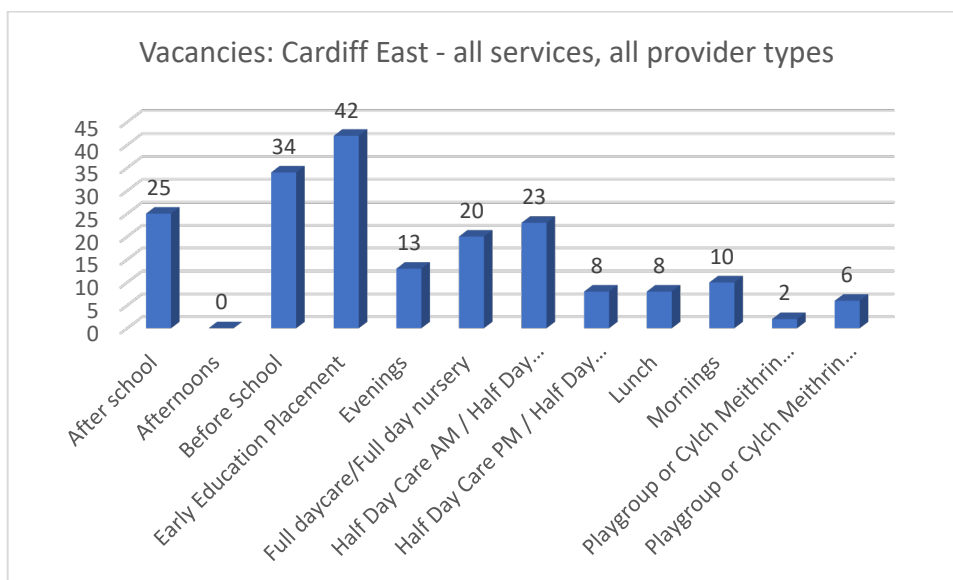
|                                                                                            |
|--------------------------------------------------------------------------------------------|
| Number of net vacancies for service in NPA                                                 |
| Neither vacancy or waiting list (service provided)                                         |
| Number of children on waiting list for an immediate place (waiting list exceeds vacancies) |
| Service not provided in NPA                                                                |

Chart: Cardiff North - all services, all provider types



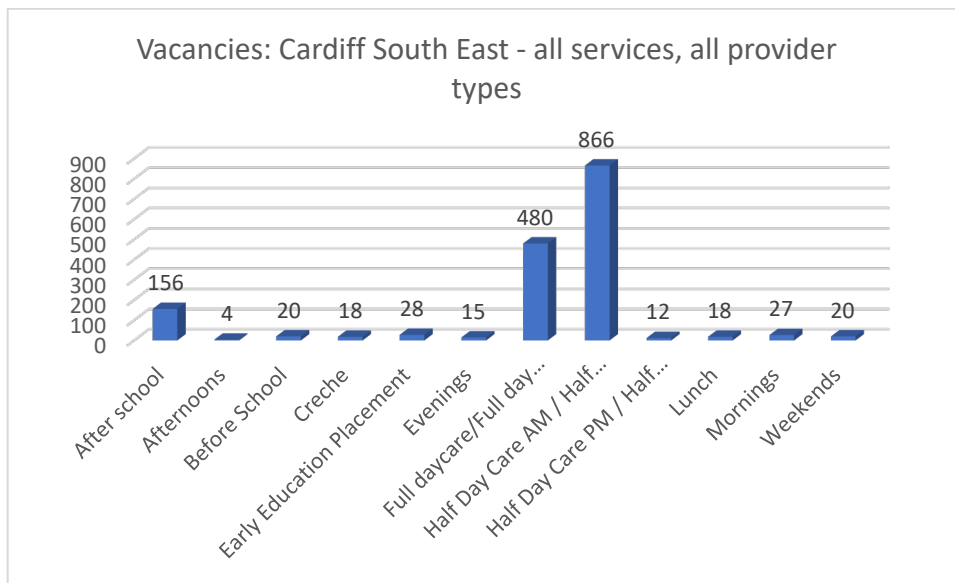
- Cardiff North – 21 children waiting for Morning, 10 children waiting for playscheme session, 2 for Playgroup/Cylch Meithrin AM (NB: vacancies exist for Playgroup/Cylch Meithrin PM)

Chart: Cardiff East - all services, all provider types



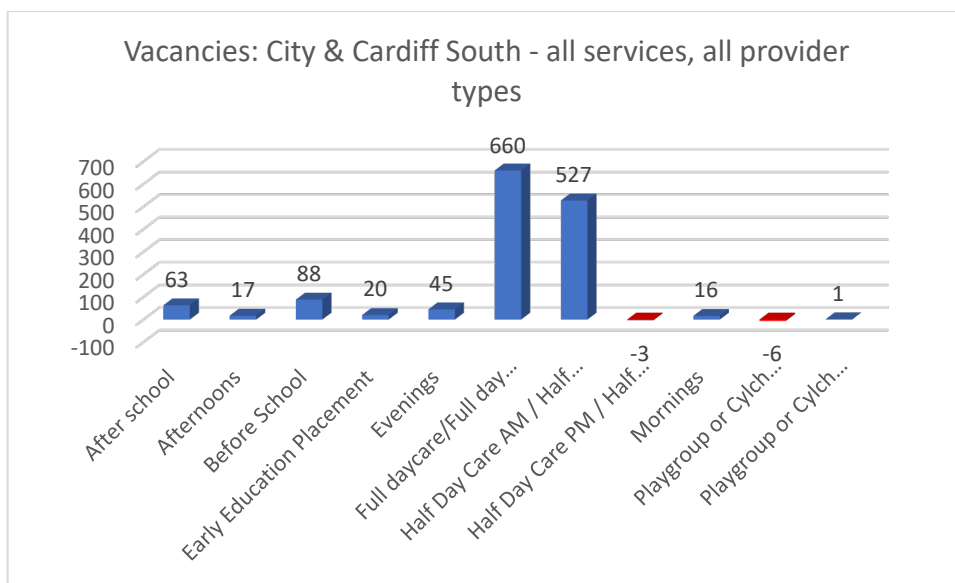
- Cardiff East - No children waiting for any service

Chart: Cardiff South East - all services, all provider types



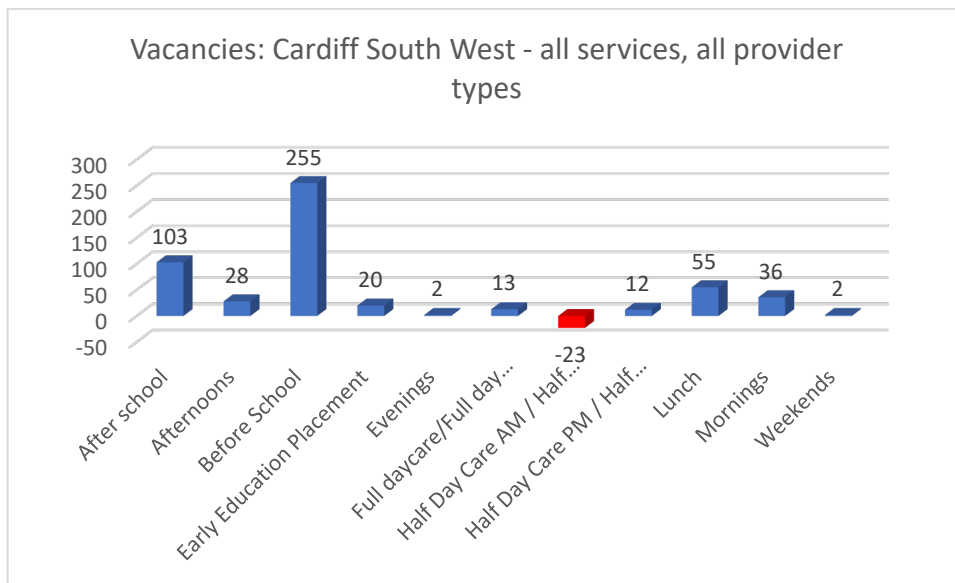
- Cardiff South East - No children waiting for any service

Chart: City & Cardiff South - all services, all provider types



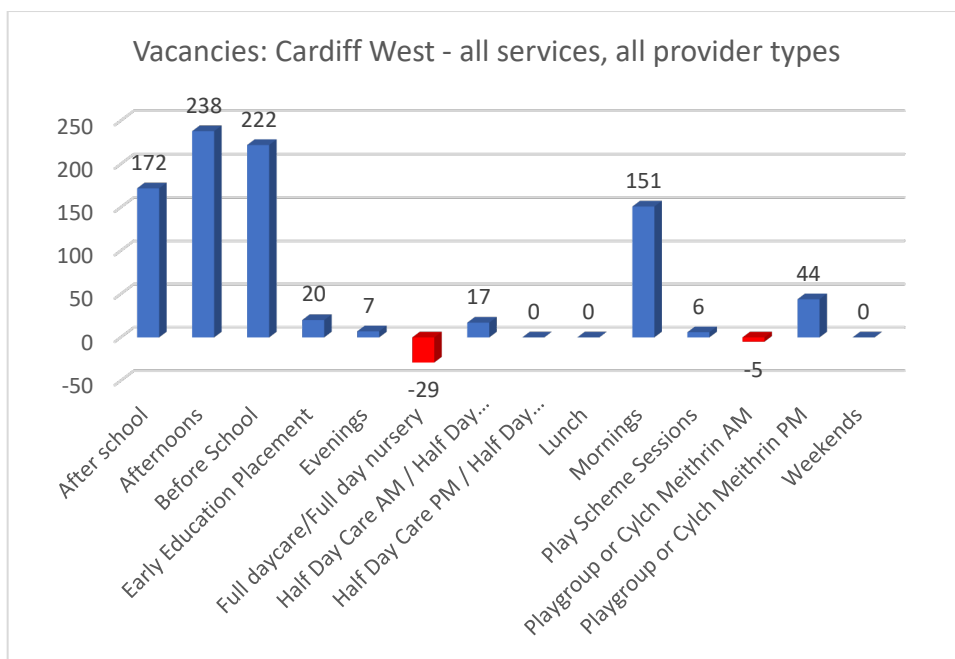
- City and Cardiff South – 3 children waiting for Half Day Care/Half Day Nursery PM (NB: 527 Half Day Care/Half Day Nursery AM vacancies). 6 children waiting for Playgroup/Cylch Meithrin AM place

Chart: Cardiff South West - all services, all provider types



- Cardiff South West - 23 children waiting for a Half Day Care/Half Day Nursery place

Chart: Cardiff West - all services, all provider types



- Cardiff West - Cardiff 29 children waiting for a Full Day Care/Full Day Nursery place (NB: 151 Morning vacancies exist in this NPA). 5 children waiting a Playgroup/Cylch Meithrin AM place (NB: 151 Morning vacancies reported)

Table: Vacancies by service and NPA

| NPA                    | Service                             | Reported unmet demand (children waiting for an immediate place above current vacancy, by service) | Comments                                                             |
|------------------------|-------------------------------------|---------------------------------------------------------------------------------------------------|----------------------------------------------------------------------|
| Cardiff North          | Mornings                            | 21                                                                                                | 474 vacancies for Half Day Care/Half Day Nursery AM exist in the NPA |
|                        | Play scheme sessions                | 10                                                                                                | Holiday provision – unsure which holiday the waiting list is for     |
|                        | Playgroup/Cylch Meithrin AM         | 2                                                                                                 |                                                                      |
| Cardiff East           | No children waiting for any service |                                                                                                   |                                                                      |
| Cardiff South East     | No children waiting for any service |                                                                                                   |                                                                      |
| City and Cardiff South | Half Day Care/Half Day Nursery PM   | 3                                                                                                 |                                                                      |
|                        | Playgroup/Cylch Meithrin AM         | 6                                                                                                 | 527 Half Day Care/Half Day Nursery AM vacancies                      |
| Cardiff South West     | Half Day Care/Half Day Nursery AM   | 23                                                                                                | NB: 36 Morning vacancies                                             |
| Cardiff West           | Full Day Care/Full Day Nursery pl   | 29                                                                                                |                                                                      |
|                        | Playgroup/Cylch Meithrin AM         | 5                                                                                                 | 151 Morning vacancies                                                |

- Cardiff North – 21 children waiting for Morning, 10 children waiting for playscheme session, 2 for Playgroup/Cylch Meithrin AM (NB: vacancies exist for Playgroup/Cylch Meithrin PM)
- Cardiff East - No children waiting for any service
- Cardiff South East - No children waiting for any service
- City and Cardiff South – 3 children waiting for Half Day Care/Half Day Nursery PM (NB: 527 Half Day Care/Half Day Nursery AM vacancies). 6 children waiting for Playgroup/Cylch Meithrin AM place
- Cardiff South West - 23 children waiting for a Half Day Care/Half Day Nursery place (NB: 36 Morning vacancies available)
- Cardiff West - Cardiff 29 children waiting for a Full Day Care/Full Day Nursery place (NB: 151 Morning vacancies exist in this NPA). 5 children waiting a Playgroup/Cylch Meithrin AM place (NB: 151 Morning vacancies reported)

**Action: For the four NPAs (Cardiff North; City and Cardiff South; Cardiff South West; Cardiff West) where demand appears to outweigh capacity, conduct detailed investigation to ascertain robustness of data. If demand exists, contact local providers of identified services to explore ability to expand provision from existing sites.**

**It should be noted that from these figures supplied for the SASS, across all providers and for all services, the total demand above capacity to supply shows only 99 children were reported as waiting for an immediate place.**



## 7. Supply of Childcare

### 7.1. Childminder

The following data tables and charts are based on data collected via SASS

*Table: Childminder headline data*

|                                                                                 |             |                              |       |
|---------------------------------------------------------------------------------|-------------|------------------------------|-------|
| <b>Number of Registered Settings</b>                                            | 185         | Term time only               | 32    |
|                                                                                 |             | Term time and holiday        | 153   |
|                                                                                 |             | Holiday only                 | 0     |
| <b>Number of Registered Places</b>                                              | 1,557       |                              |       |
| <b>Number of children on books by age</b>                                       | 1,461       |                              |       |
| <b>Number of children by attendance</b>                                         | 1,461       | Full time                    | 187   |
|                                                                                 |             | Part time                    | 1,225 |
|                                                                                 |             | Ad hoc                       | 49    |
| <b>Main Language of setting</b>                                                 |             |                              |       |
| English/Both                                                                    | 175/4       |                              |       |
| Welsh                                                                           | 4           | Provide active offer         | 13    |
|                                                                                 |             | Working towards active offer | 20    |
| <b>Number Providing Childcare Offer<br/>(Number Funded via Childcare Offer)</b> | 120<br>(65) |                              |       |
| <b>Number Offering Tax Free Childcare or Vouchers</b>                           | 149         |                              |       |

*Table: Childminders: settings by NPA*

|       | Cardiff North | Cardiff East | Cardiff South East | City & Cardiff South | Cardiff South West | Cardiff West | Cardiff |
|-------|---------------|--------------|--------------------|----------------------|--------------------|--------------|---------|
| Total | 77            | 12           | 13                 | 7                    | 27                 | 49           | 185     |

Chart: Childminders: settings by NPA

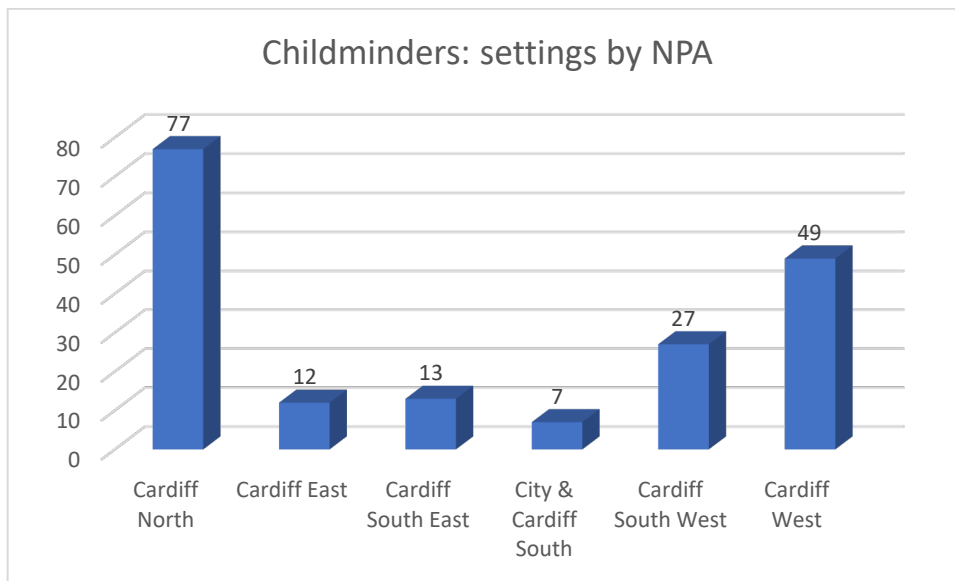
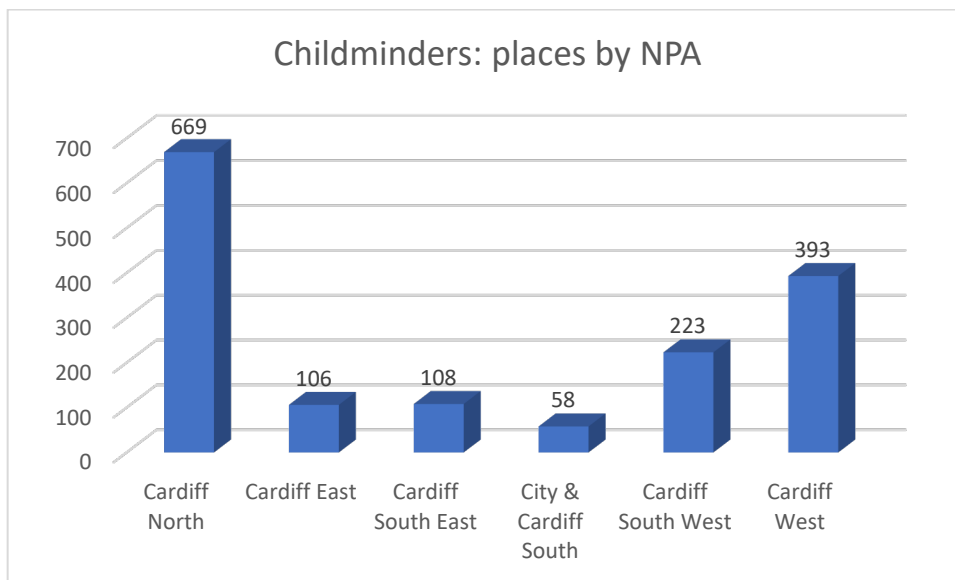


Table: Childminders: places by NPA

|       | Cardiff North | Cardiff East | Cardiff South East | City & Cardiff South | Cardiff South West | Cardiff West | Cardiff |
|-------|---------------|--------------|--------------------|----------------------|--------------------|--------------|---------|
| Total | 669           | 106          | 108                | 58                   | 223                | 393          | 1557    |

Chart: Childminders; places by NPA



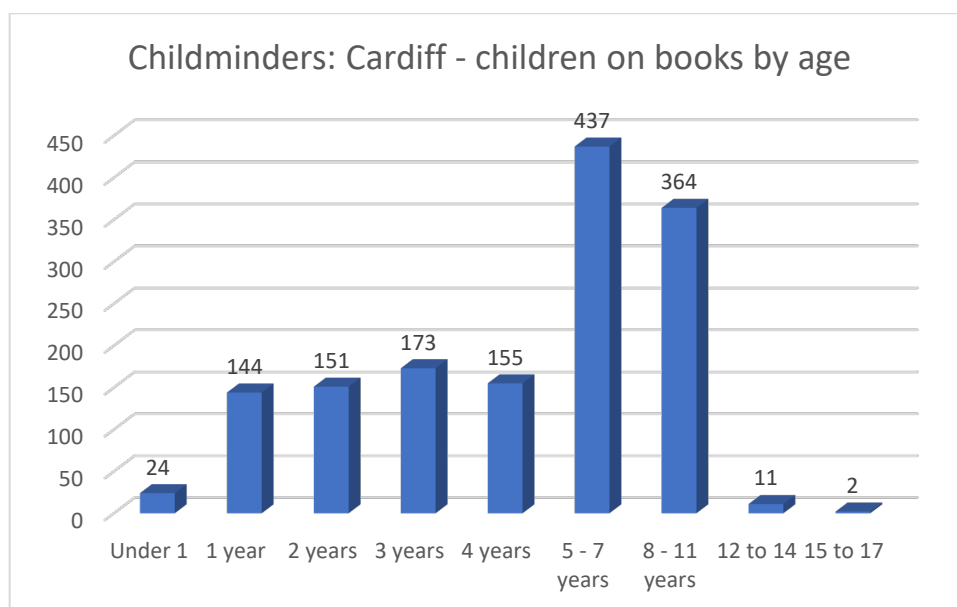
- The largest number of childminders operate in Cardiff North (77 settings, 669 places). The smallest number are in City & Cardiff South (7 settings, 58 places)

## Childminders: Children on the books by age

Table: Childminders: Children on the books by age

| Childminders | Number of children |
|--------------|--------------------|
| Under 1      | 24                 |
| 1 year       | 144                |
| 2 years      | 151                |
| 3 years      | 173                |
| 4 years      | 155                |
| 5 - 7 years  | 437                |
| 8 - 11 years | 364                |
| 12 to 14     | 11                 |
| 15 to 17     | 2                  |

Chart: Childminders: Children on the books by age

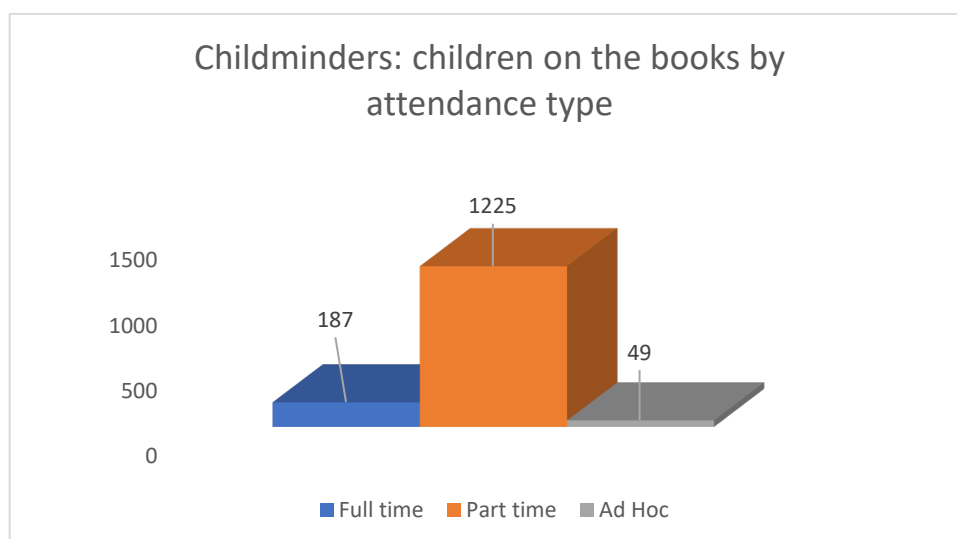


## Childminders: children on the books by attendance type

Table: Out of school: children on the books by attendance type

|           |      |
|-----------|------|
| Full time | 187  |
| Part time | 1225 |
| Ad Hoc    | 49   |

Chart: Childminders: children on the books by attendance type



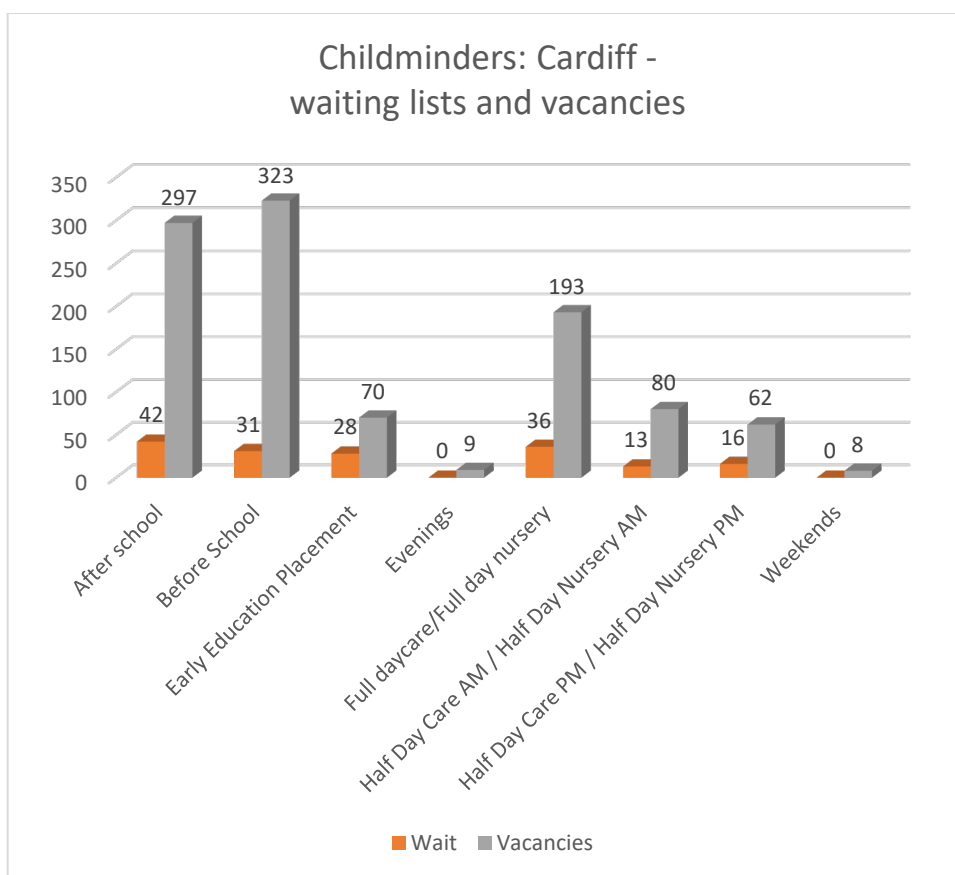
- The majority of children (801 of the 1461 reported by age) who attend a childminder are of primary school age (5 – 11 years)
- The majority of children (1225 of the 1461 reported by attendance type) attend on a part-time basis

Childminders: Cardiff - Waiting lists and vacancies

Table: Childminders: Cardiff - Waiting lists and vacancies

| Service                                | Children waiting for an immediate place | Vacancies   |
|----------------------------------------|-----------------------------------------|-------------|
| After school                           | 42                                      | 297         |
| Before School                          | 31                                      | 323         |
| Early Education Placement              | 28                                      | 70          |
| Evenings                               | 0                                       | 9           |
| Full daycare/Full day nursery          | 36                                      | 193         |
| Half Day Care AM / Half Day Nursery AM | 13                                      | 80          |
| Half Day Care PM / Half Day Nursery PM | 16                                      | 62          |
| Weekends                               | 0                                       | 8           |
|                                        | <b>109</b>                              | <b>1043</b> |

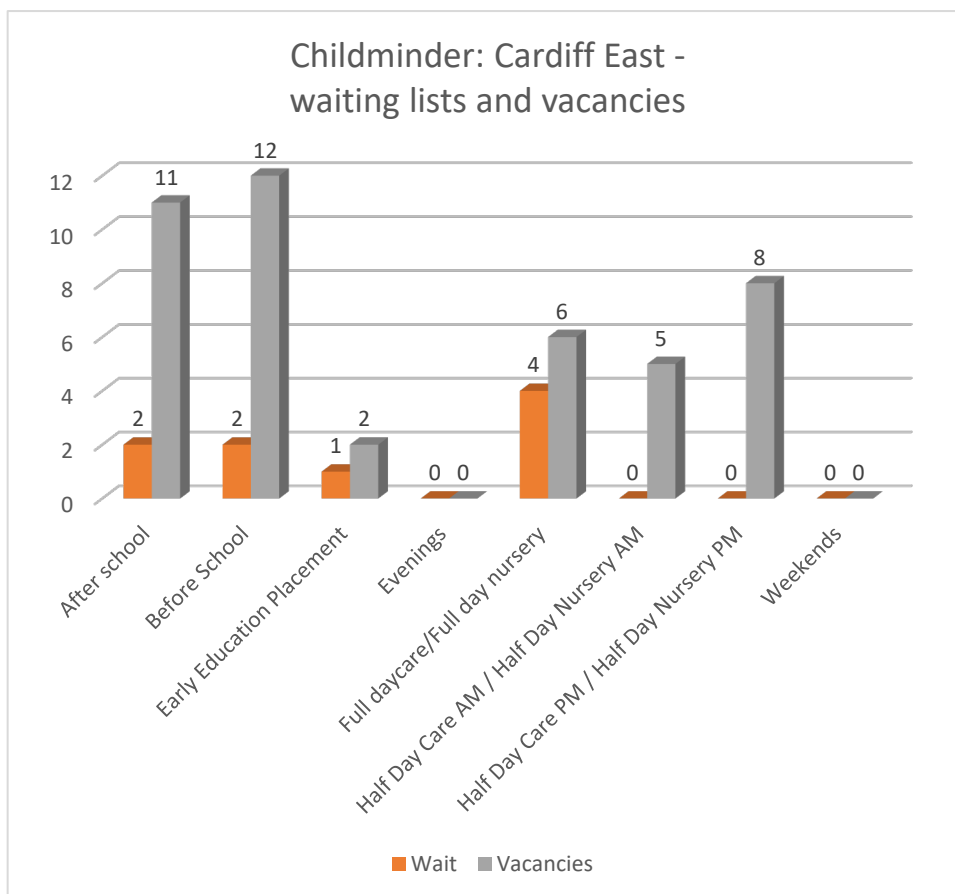
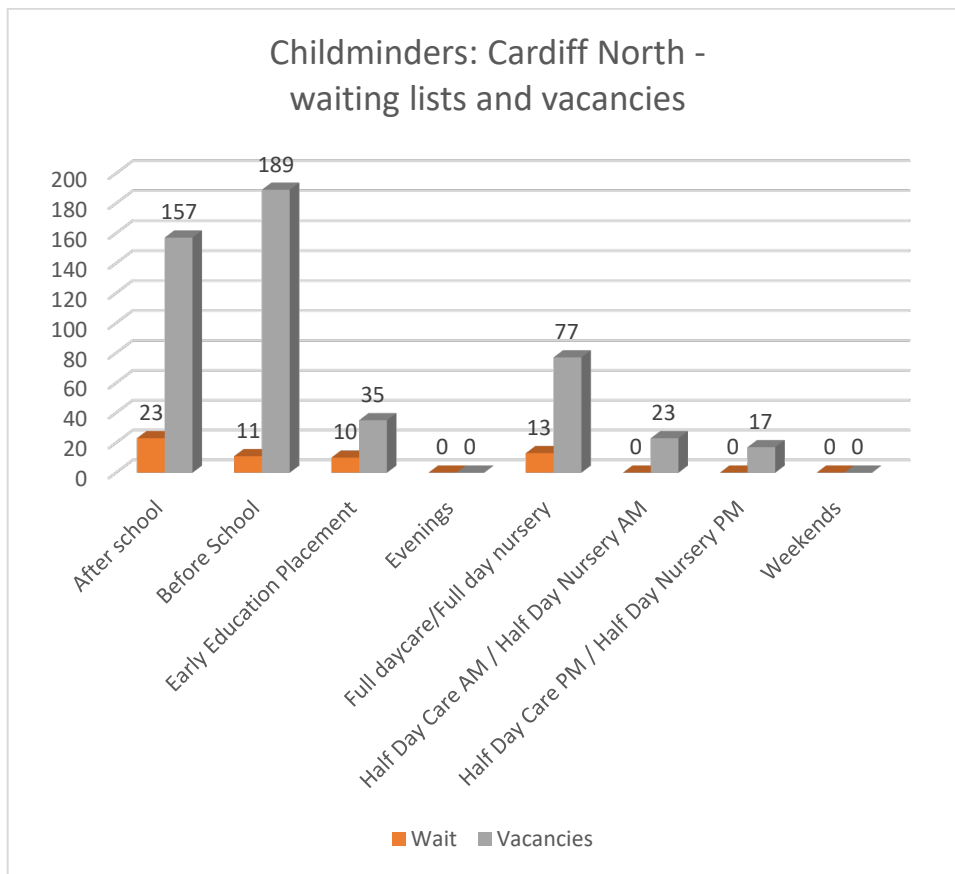
Chart: Childminders: Cardiff - waiting lists and vacancies



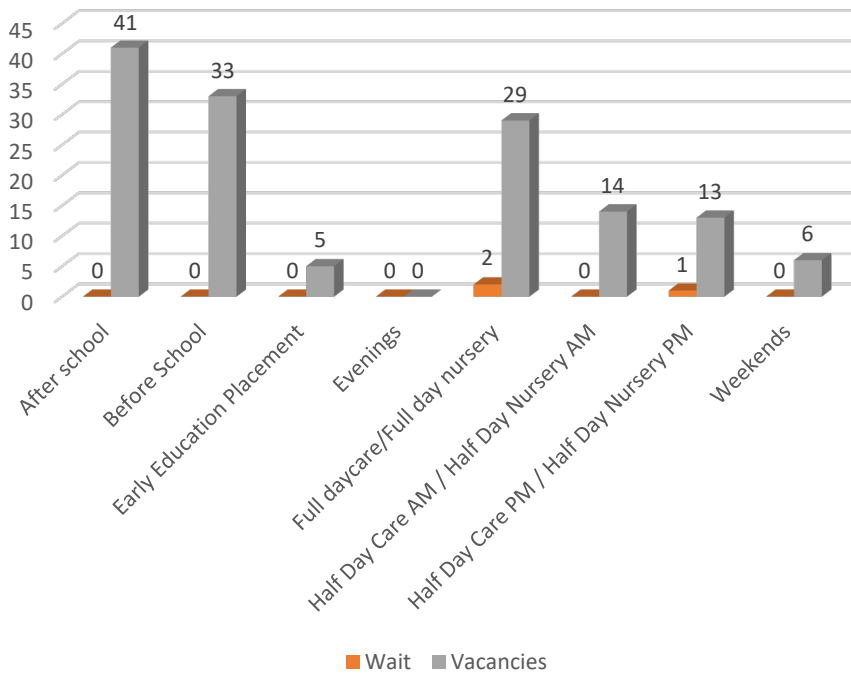
- Overall there are more vacancies across Cardiff Childminding settings (1,043) than there are children on waiting lists (109)
- This is the case for all services provided in all NPAs, except for 3 children waiting for half day pm places in City & Cardiff South

Table: Childminders: By NPA – waiting list and vacancies

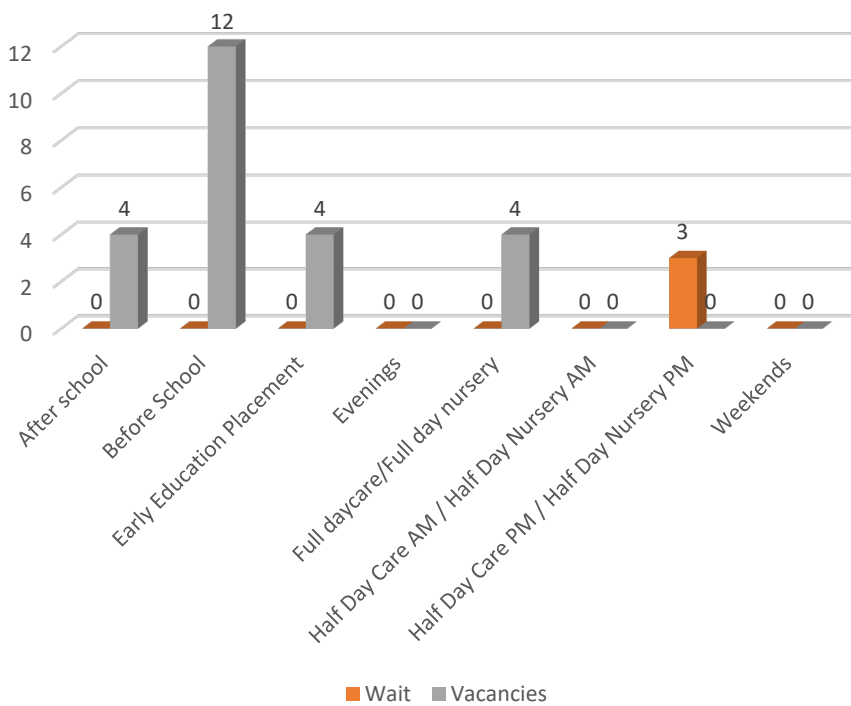
| Childminder                                  | Cardiff North |           | Cardiff East |           | Cardiff South East |           | City & Cardiff South |           | Cardiff South West |           | Cardiff West |           |
|----------------------------------------------|---------------|-----------|--------------|-----------|--------------------|-----------|----------------------|-----------|--------------------|-----------|--------------|-----------|
|                                              | Wait          | Vacancies | Wait         | Vacancies | Wait               | Vacancies | Wait                 | Vacancies | Wait               | Vacancies | Wait         | Vacancies |
| After school                                 | 23            | 157       | 2            | 11        | 0                  | 41        | 0                    | 4         | 6                  | 39        | 11           | 45        |
| Before School                                | 11            | 189       | 2            | 12        | 0                  | 33        | 0                    | 12        | 6                  | 10        | 12           | 67        |
| Early Education Placement                    | 10            | 35        | 1            | 2         | 0                  | 5         | 0                    | 4         | 6                  | 10        | 11           | 14        |
| Evenings                                     | 0             | 0         | 0            | 0         | 0                  | 0         | 0                    | 0         | 0                  | 2         | 0            | 7         |
| Full daycare/<br>Full day nursery            | 13            | 77        | 4            | 6         | 2                  | 29        | 0                    | 4         | 3                  | 31        | 14           | 46        |
| Half Day Care<br>AM / Half Day Nursery<br>AM | 0             | 23        | 0            | 5         | 0                  | 14        | 0                    | 0         | 4                  | 15        | 9            | 23        |
| Half Day Care<br>PM / Half Day Nursery<br>PM | 0             | 17        | 0            | 8         | 1                  | 13        | 3                    | 0         | 4                  | 16        | 8            | 8         |
| Weekends                                     | 0             | 0         | 0            | 0         | 0                  | 6         | 0                    | 0         | 0                  | 2         | 0            | 0         |



### Childminders: Cardiff South East - waiting lists and vacancies

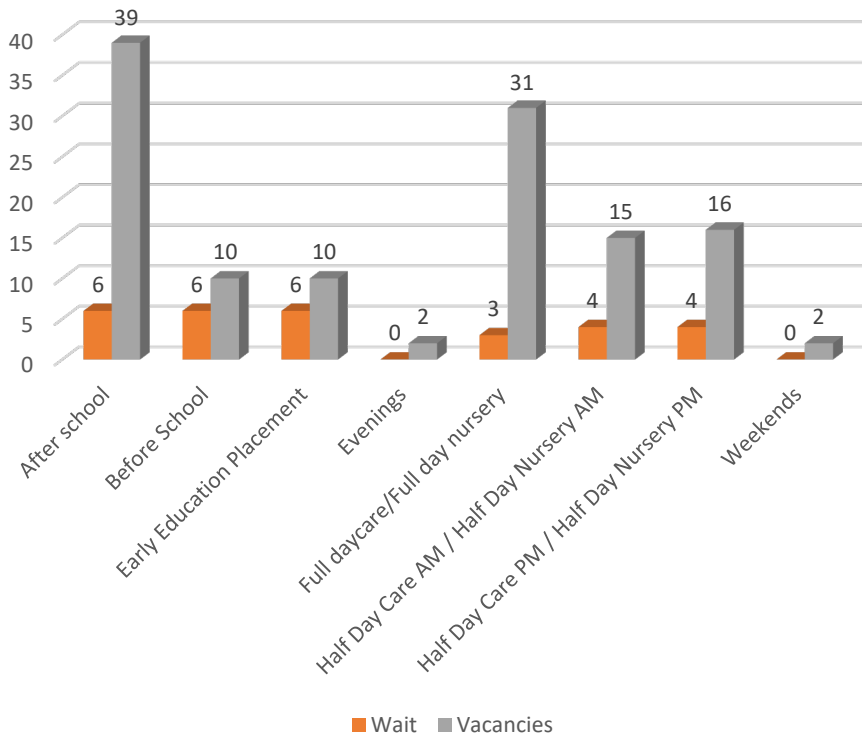


### Childminders: City & Cardiff South - waiting lists and vacancies

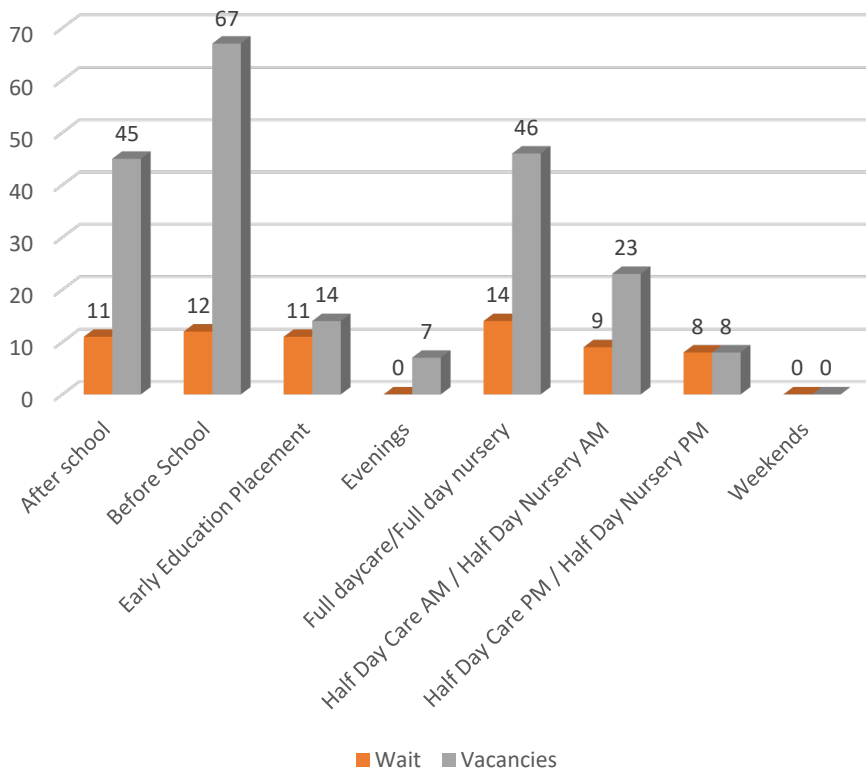




### Childminders : Cardiff South West - waiting lists and vacancies



### Childminders: Cardiff West - waiting lists and vacancies

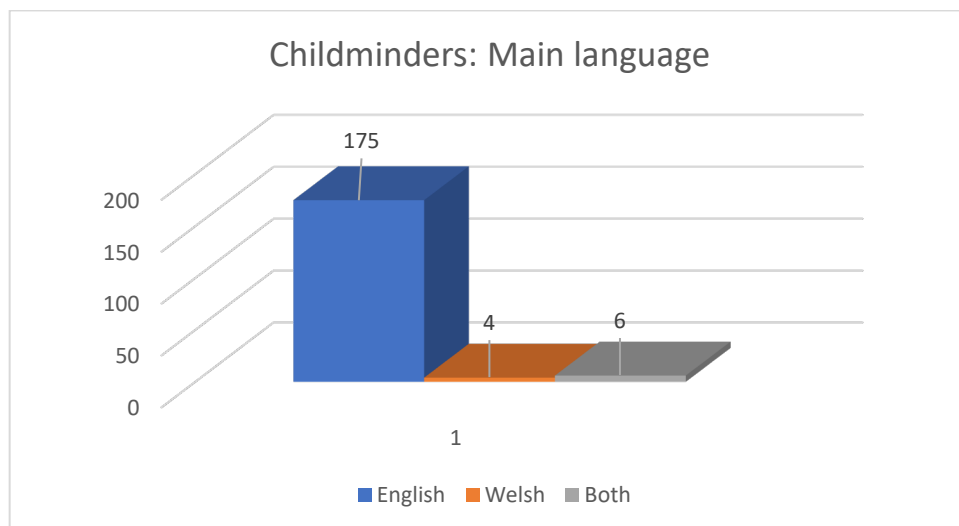


## Childminders: languages

Table: Childminders: languages

|              |     |
|--------------|-----|
| English/Both | 175 |
| Both         | 6   |
| Welsh        | 4   |

Chart: Childminders: languages

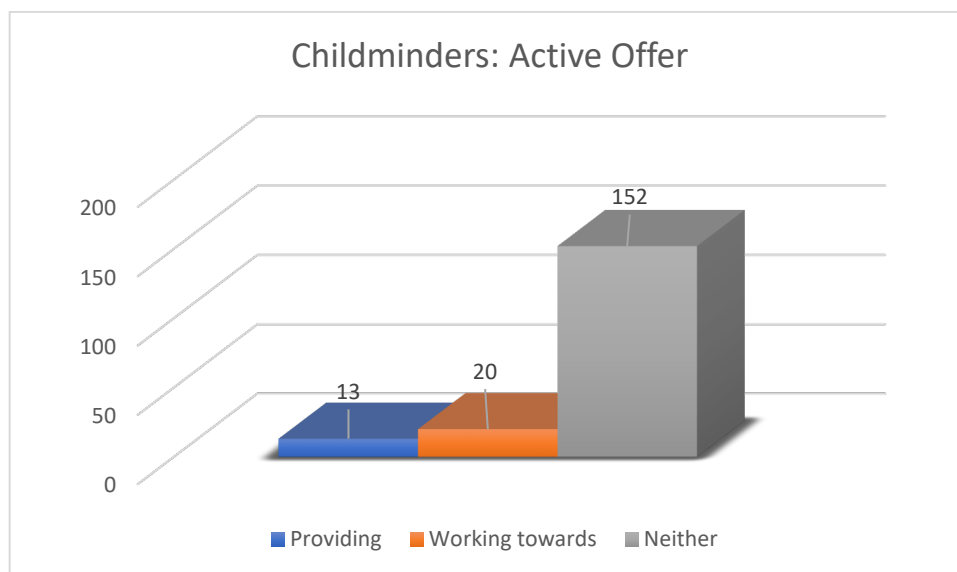


## Childminders: Active Offer

Table: Childminders: Active Offer

|                 |     |
|-----------------|-----|
| Providing       | 13  |
| Working towards | 20  |
| Neither         | 152 |

Chart: Childminders: Active Offer



Childminders – other languages

Table: Childminders – other languages

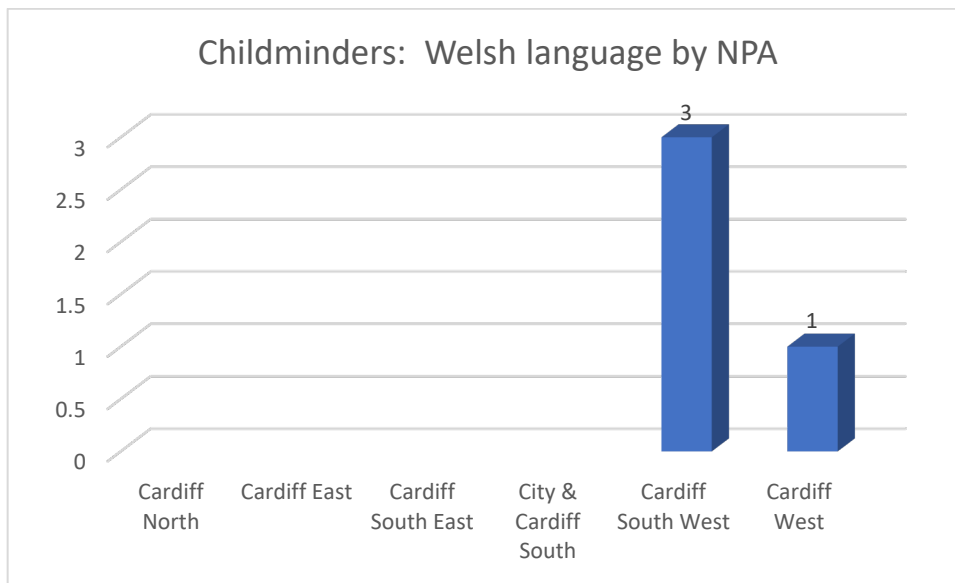
|                              |   |
|------------------------------|---|
| Any as required              | 1 |
| French/Welsh                 | 2 |
| Polish                       | 2 |
| Portuguese / Spanish / Welsh | 1 |
| Punjabi / Urdu               | 1 |
| Spanish                      | 1 |

Childminders: Welsh language – distribution by NPA

Table: Welsh medium childminders by NPA

|       | Cardiff North | Cardiff East | Cardiff South East | City Cardiff & South | Cardiff South West | Cardiff West | Cardiff  |
|-------|---------------|--------------|--------------------|----------------------|--------------------|--------------|----------|
| Total | -             | -            | -                  | -                    | 3                  | 1            | <b>4</b> |

Chart: Childminders: Welsh language by NPA



- Four childminders provide through the medium of Welsh (3 in Cardiff South West, 1 in Cardiff West)
- 13 provide the Active Offer, with a further 20 working towards the Active Offer

**Action: In order to encourage more childminders to use the Welsh language, Cardiff Workforce Development and Accredited Centre will continue to promote the Welsh Government funded Camau entry level course, tailored for the Early Years and Childcare Workforce**

**Action: The Childcare Business Support Team will actively target individual with Welsh language skills when marketing the childminding qualifying training.**

## Childminders – Fees by age

Table: Childminders – fees; under 1

| Under 1 | Amount Charged per Hour | Amount Charged per Session | Amount Charged per Day | Amount Charged per Week | Amount Charged per Term |
|---------|-------------------------|----------------------------|------------------------|-------------------------|-------------------------|
| Highest | £7.00                   | -                          | £60.00                 | £80.00                  | -                       |
| Lowest  | £5.00                   | -                          | £45.00                 | £45.00                  | -                       |
| Mode    | £5.00                   | -                          | £45.00                 | £45.00                  | -                       |

Chart: Childminders – fees; under 1

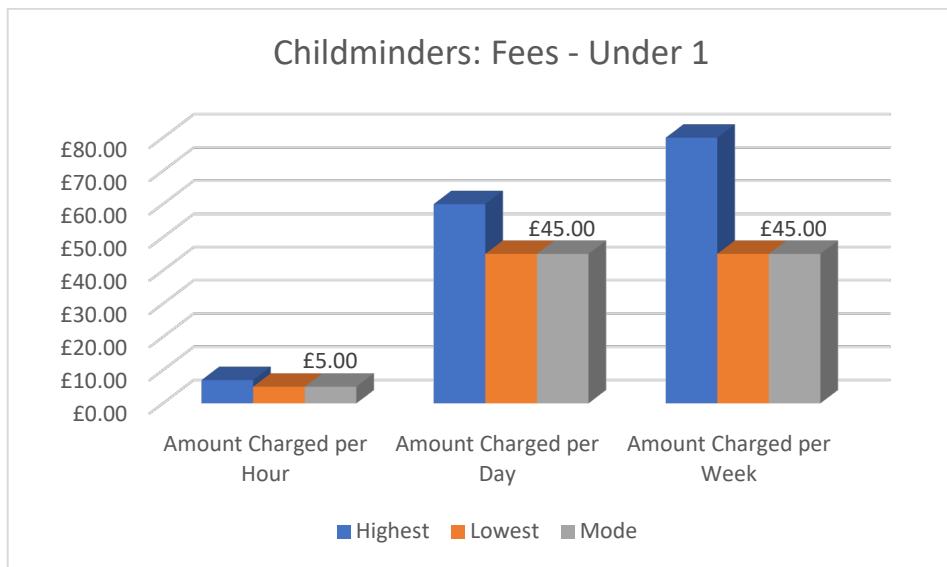


Table: Childminders – fees; 1 year olds

|                    | Amount Charged per Hour | Amount Charged per Session | Amount Charged per Day | Amount Charged per Week | Amount Charged per Term |
|--------------------|-------------------------|----------------------------|------------------------|-------------------------|-------------------------|
| <b>1 year olds</b> |                         |                            |                        |                         |                         |
| Highest            | £47.50                  | £50.00                     | £55.00                 | £225.00                 | £200.00                 |
| Lowest             | £4.50                   | £1.00                      | £1.00                  | £50.00                  | £200.00                 |
| Mode               | £5.00                   | £45.00                     | £45.00                 | N/A                     | £200.00                 |

Chart: Childminders – fees – 1 year olds

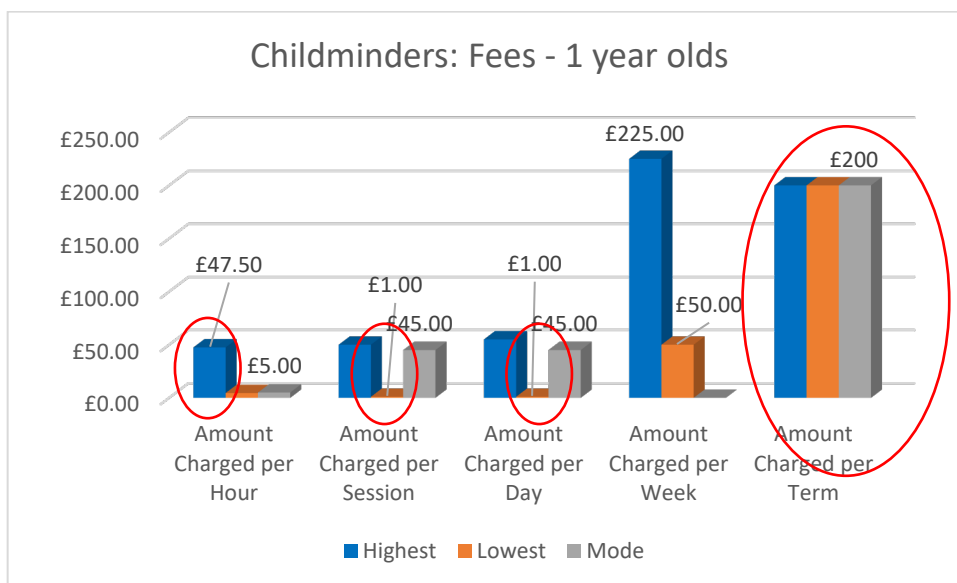


Table: Childminders – fees; 2 year olds

|         | Amount Charged per Hour | Amount Charged per Session | Amount Charged per Day | Amount Charged per Week | Amount Charged per Term |
|---------|-------------------------|----------------------------|------------------------|-------------------------|-------------------------|
| Highest | £7.00                   | £50.00                     | £90.00                 | £200.00                 |                         |
| Lowest  | £4.50                   | £1.00                      | £1.00                  | £80.00                  |                         |
| Mode    | £5.00                   | £48.00                     | £45.00                 | N/A                     |                         |

Chart: Childminders – fees; 2 year olds

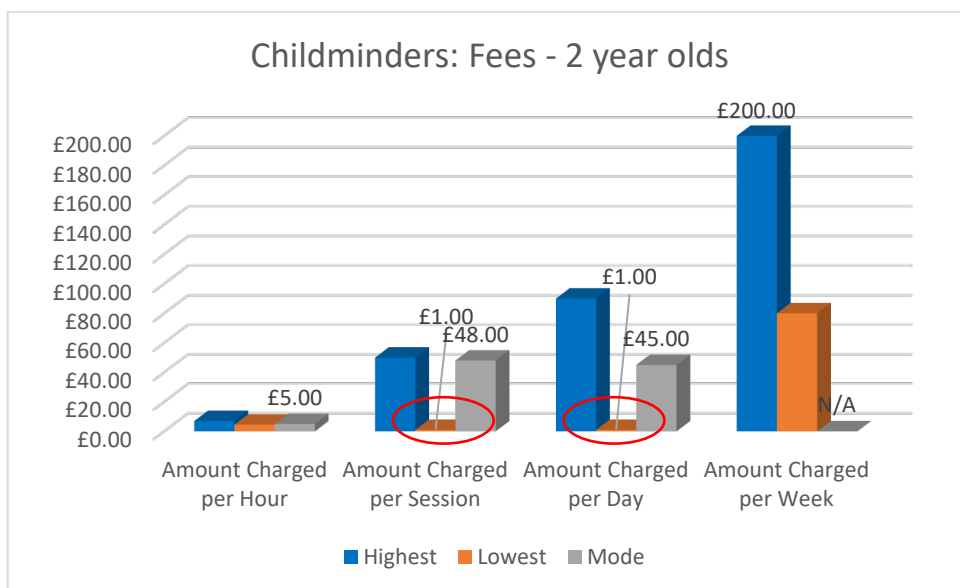


Table: Childminders – fees; 3 year olds

|         | Amount Charged per Hour | Amount Charged per Session | Amount Charged per Day | Amount Charged per Week | Amount Charged per Term |
|---------|-------------------------|----------------------------|------------------------|-------------------------|-------------------------|
| Highest | £25.00                  | £50.00                     | £50.00                 | £320.00                 | £90.00                  |
| Lowest  | £4.50                   | £1.00                      | £1.00                  | £80.00                  | £90.00                  |
| Mode    | £5.00                   | £30.00                     | £45.00                 | N/A                     | £90.00                  |

Chart: Childminders – fees; 3 year olds

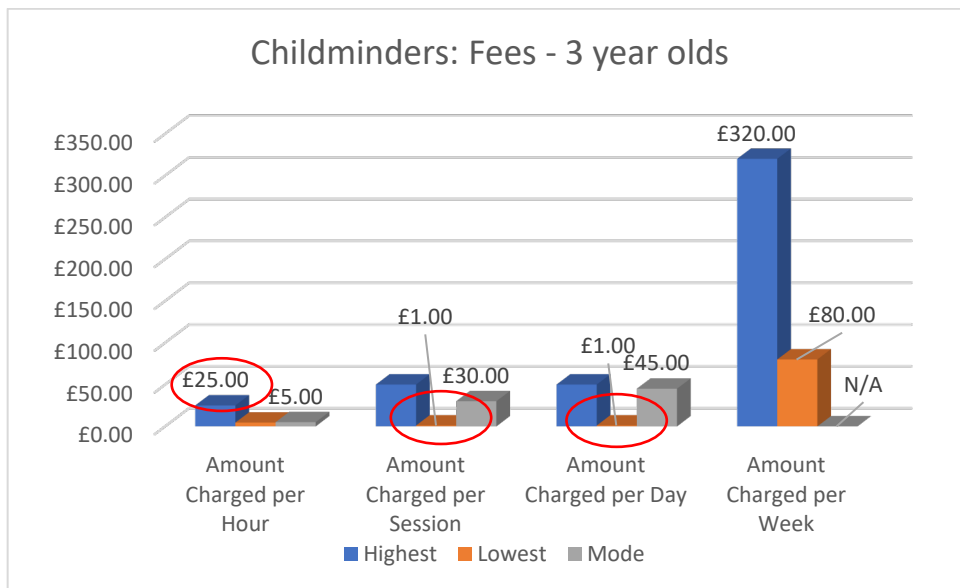


Table: Childminders – fees; 4 year olds

|                    | Amount Charged per Hour | Amount Charged per Session | Amount Charged per Day | Amount Charged per Week | Amount Charged per Term |
|--------------------|-------------------------|----------------------------|------------------------|-------------------------|-------------------------|
| <b>4 year olds</b> |                         |                            |                        |                         |                         |
| Highest            | £30.00                  | £50.00                     | £60.00                 | £150.00                 | -                       |
| Lowest             | £4.50                   | £7.50                      | £20.00                 | £90.00                  | -                       |
| Mode               | £5.00                   | £20.00                     | £45.00                 | N/A                     | -                       |

Chart: Childminders – fees; 4 year olds

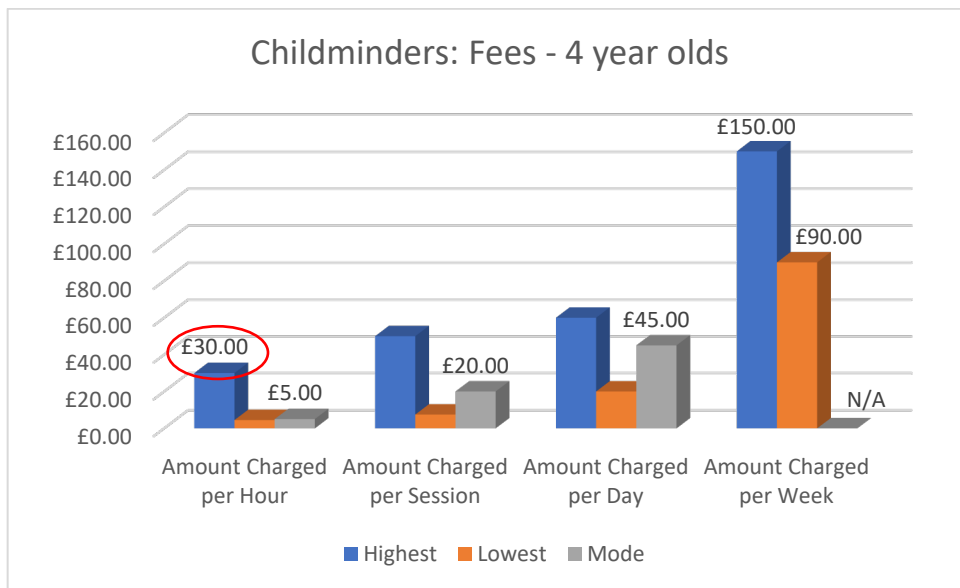


Table: Childminders – fees; 5-7 year olds

| 5-7 year olds | Amount Charged per Hour | Amount Charged per Session | Amount Charged per Day | Amount Charged per Week | Amount Charged per Term |
|---------------|-------------------------|----------------------------|------------------------|-------------------------|-------------------------|
| Highest       | £7.50                   | £25.00                     | £60.00                 | £160.00                 | £150.00                 |
| Lowest        | £4.50                   | £1.00                      | £1.00                  | £25.00                  | £150.00                 |
| Mode          | £5.00                   | £10.00                     | £45.00                 | £25.00                  | £150.00                 |

Chart: Childminders – fees; 5-7 year olds

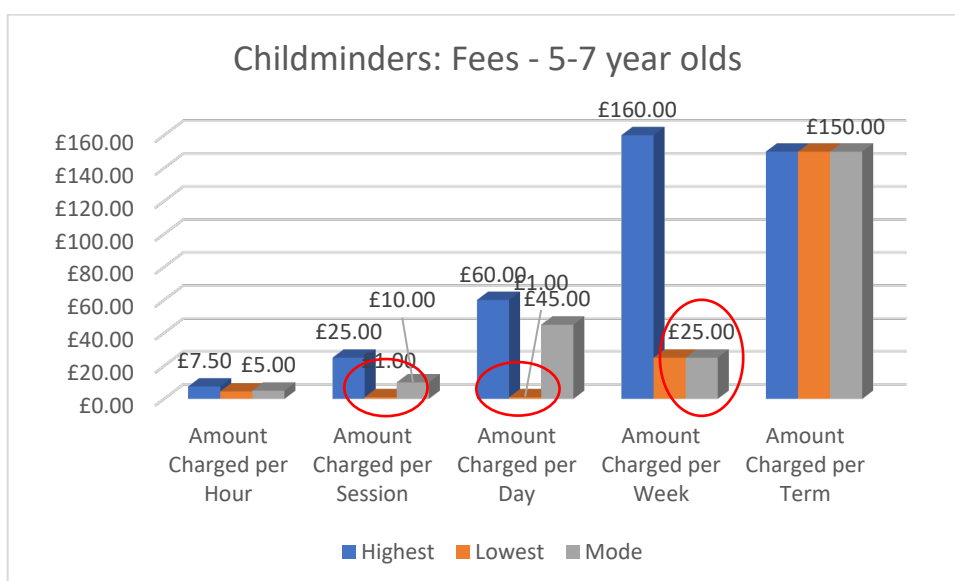




Table: Childminders – fees; 8-11 year olds

| 8 -11 year olds | Amount Charged per Hour | Amount Charged per Session | Amount Charged per Day | Amount Charged per Week | Amount Charged per Term |
|-----------------|-------------------------|----------------------------|------------------------|-------------------------|-------------------------|
| Highest         | £10.00                  | £20.00                     | £60.00                 | £147.50                 | £87.50                  |
| Lowest          | £4.00                   | £1.00                      | £1.00                  | £41.00                  | £5.00                   |
| Mode            | £5.00                   | £10.00                     | £20.00                 | £45.00                  | N/A                     |

Chart: Childminders – fees; 8-11 year olds

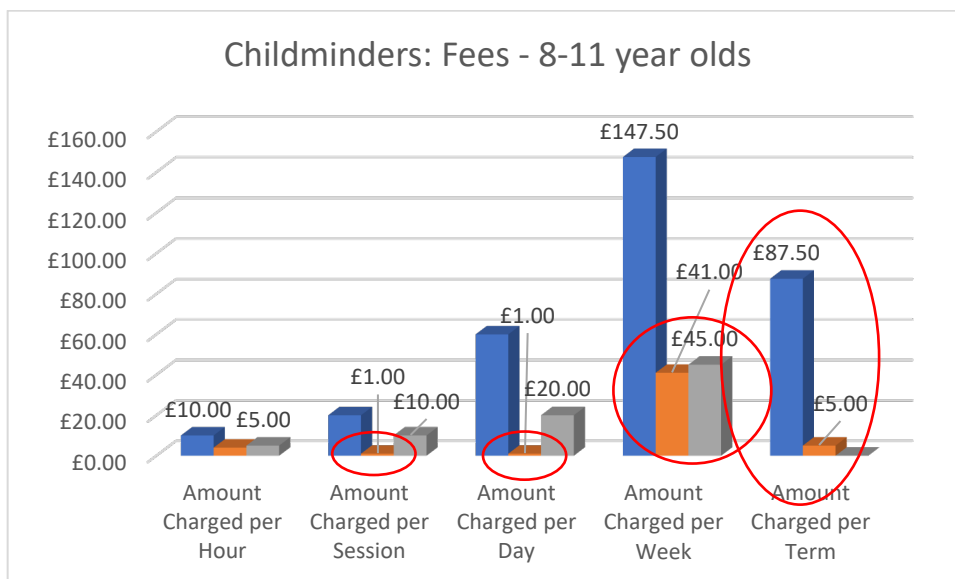


Table: Childminders – fees; 12-14 year olds

| 12 - 14 year olds | Amount Charged per Hour | Amount Charged per Session | Amount Charged per Day |
|-------------------|-------------------------|----------------------------|------------------------|
| Highest           | £6.00                   | £10.00                     | £45.00                 |
| Lowest            | £5.50                   | £1.00                      | £1.00                  |
| Mode              | £6.00                   | £1.00                      | £1.00                  |

Chart: Childminders – fees; 12-4 year olds

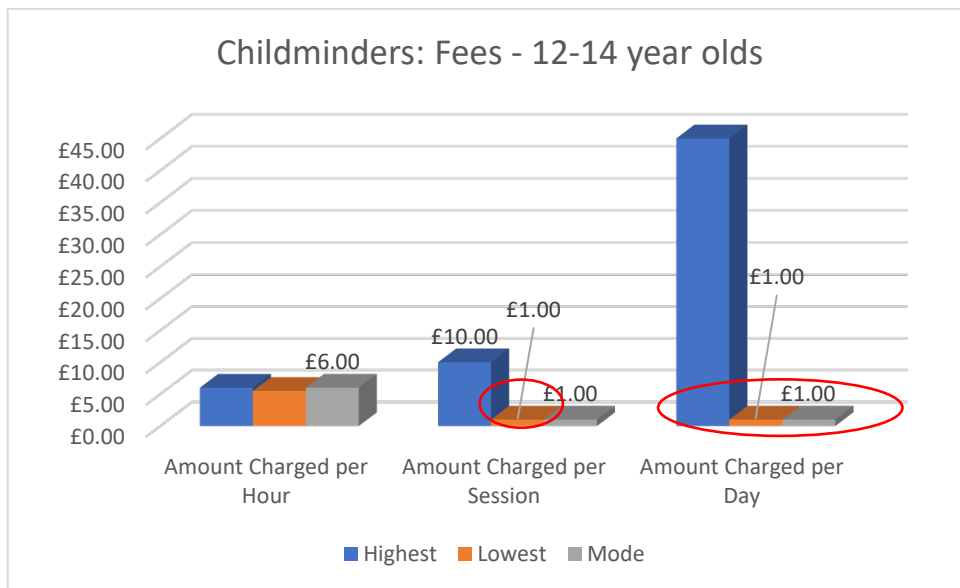
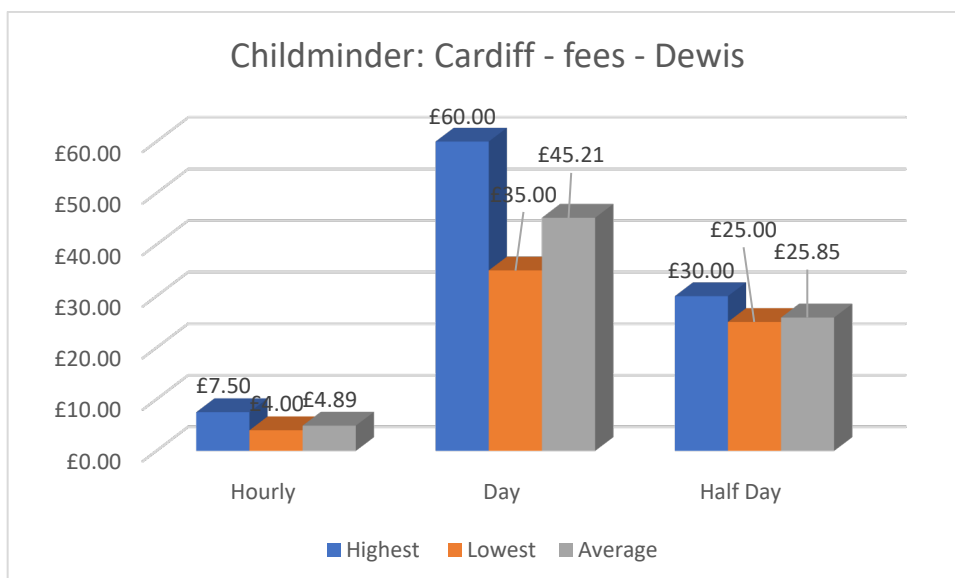


Table: Childminders: Cardiff - fees as per Dewis records

| Childminder | Highest | Lowest | Average |
|-------------|---------|--------|---------|
| Hourly      | £7.50   | £4.00  | £4.89   |
| Day         | £60.00  | £35.00 | £45.21  |
| Half Day    | £30.00  | £25.00 | £25.85  |

Chart: Childminder: Cardiff – fees as per Dewis



- The modal hourly rate for children aged 0 – 11 across all NPAs is £5.00, which rises to £6.00 for 12-14 year olds. The most common daily rate for all ages is £45.00
- Dewis data indicates an average hourly rate of £4.89 and an average day rate of £45.21

- Due to data outliers and apparent discrepancies, it is not possible to produce robust sessional, weekly or termly costings.

### Childminders: Opening hours and atypical hours

Table: Childminders: Cardiff – range of opening hours

| Cardiff   | Earliest opening time | Latest opening time | Earliest closing time | Latest closing time | Number of settings open before 8 am | Number of settings open after 6 pm |
|-----------|-----------------------|---------------------|-----------------------|---------------------|-------------------------------------|------------------------------------|
| Monday    | 6.00                  | 16.00               | 12.00                 | 20.00               | 100                                 | 8                                  |
| Tuesday   | 6.00                  | 16.00               | 9.00                  | 20.00               | 107                                 | 4                                  |
| Wednesday | 5.50                  | 16.00               | 9.00                  | 20.00               | 107                                 | 9                                  |
| Thursday  | 5.50                  | 16.00               | 15.30                 | 20.00               | 108                                 | 9                                  |
| Friday    | 5.50                  | 16.00               | 8.45                  | 20.00               | 94                                  | 11                                 |
| Saturday  | 7.30                  | 16.00               | 14.00                 | 20.00               | 1                                   | 1                                  |
| Sunday    | 9.00                  | 9.00                | 14.00                 | 14.00               | 0                                   | 0                                  |

Chart: Childminders: Cardiff – range of opening hours

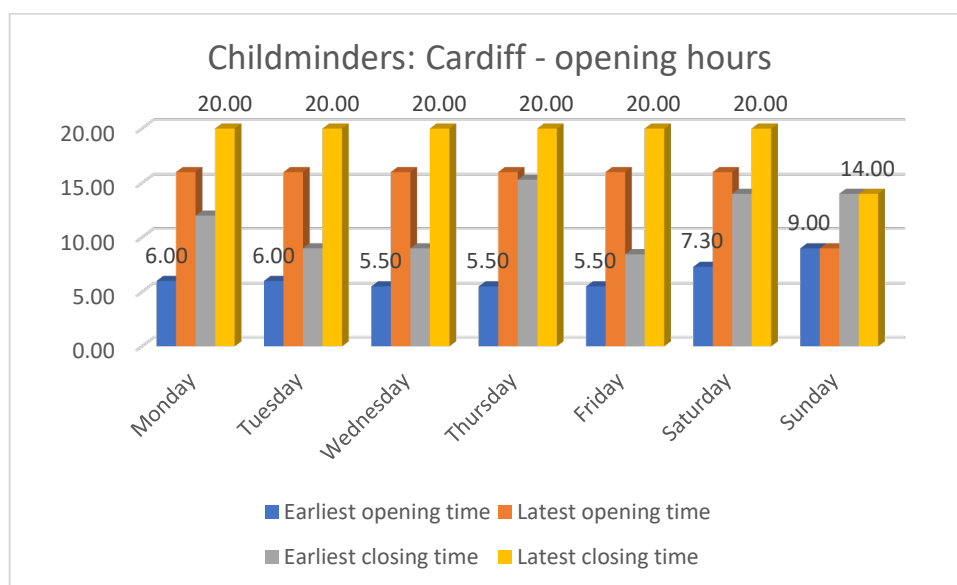
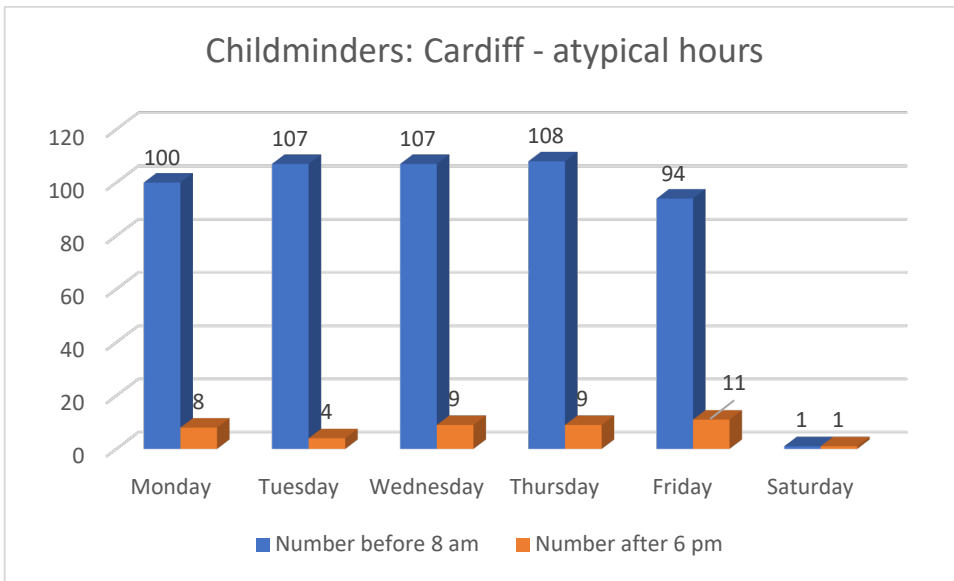
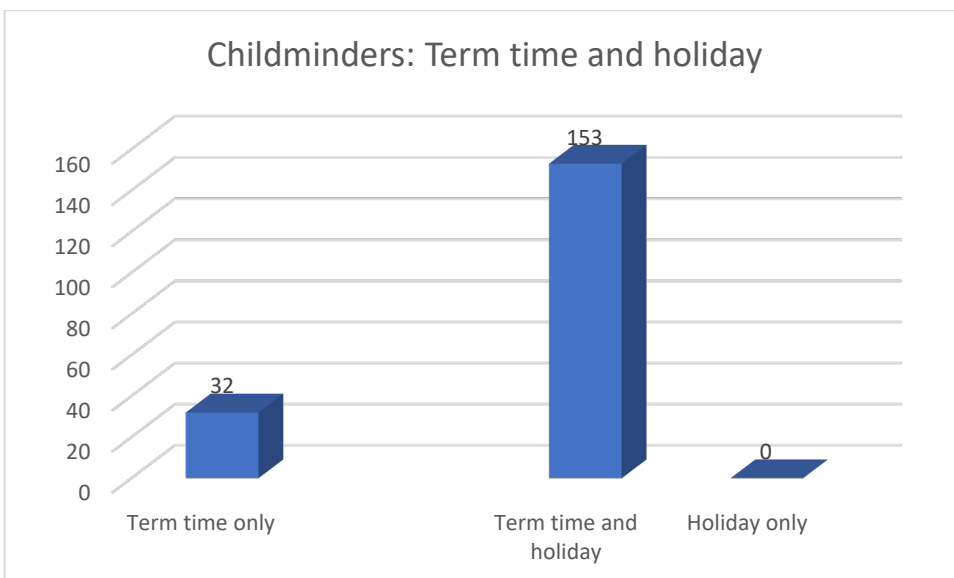


Chart: Childminders; Cardiff – setting open atypical hours



- Between 94 and 108 childminders operate weekdays before 8am, and between 8 and 11 childminders operate weekdays after 6pm. The earliest start is 5.50 am, and the latest finish is 8.00 pm.
- 6 childminders operate at weekends, including one before 8pm and after 6pm on a Saturday.

Chart: Childminders: Term time and holidays



- The majority of childminders operate year-round (153)

Table: Childminders: Holiday operation – holidays open

|                   | Yes | No | Don't know |
|-------------------|-----|----|------------|
| Summer            | 148 | 3  | 2          |
| October half term | 119 | 13 | 21         |
| Christmas         | 60  | 70 | 23         |
| Feb half term     | 121 | 13 | 19         |
| Easter            | 121 | 10 | 22         |
| May half term     | 110 | 16 | 27         |

Chart: Childminders: holiday operation – holidays open

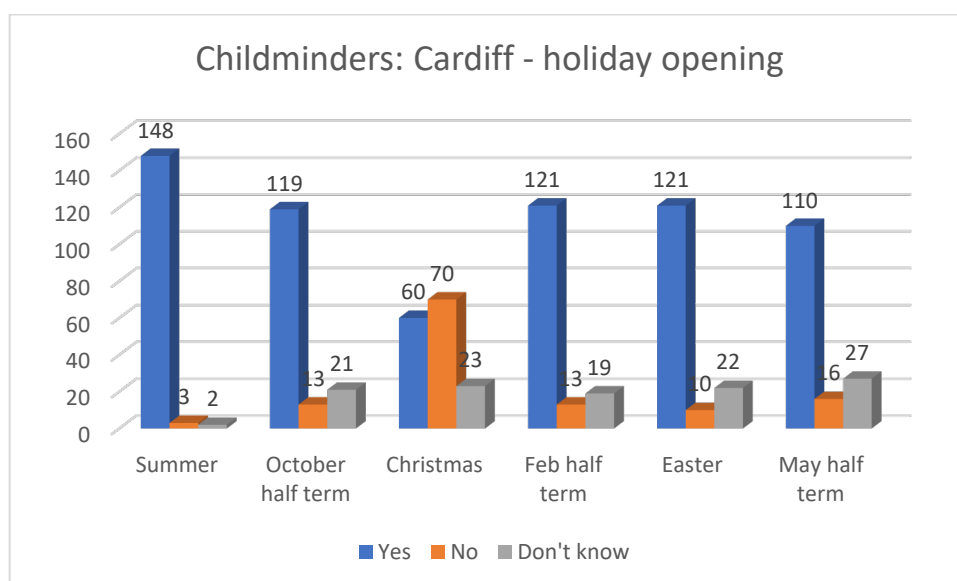
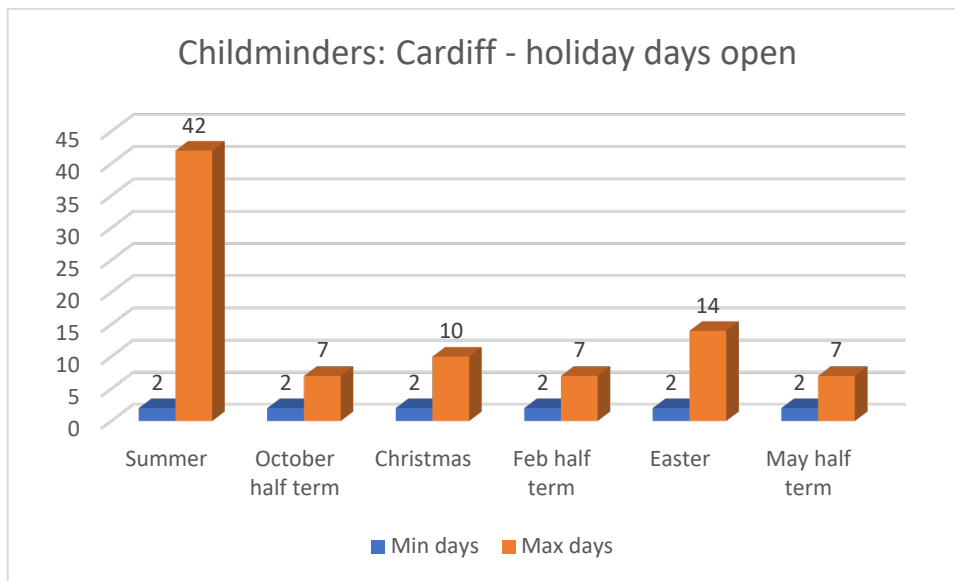


Table: Childminders: holidays – holiday days open

|                   | Minimum days open days | Maximum days open days |
|-------------------|------------------------|------------------------|
| Summer            | 2                      | 42                     |
| October half term | 2                      | 7                      |
| Christmas         | 2                      | 10                     |
| Feb half term     | 2                      | 7                      |
| Easter            | 2                      | 14                     |
| May half term     | 2                      | 7                      |

Chart: Childminders: holidays – holiday days open

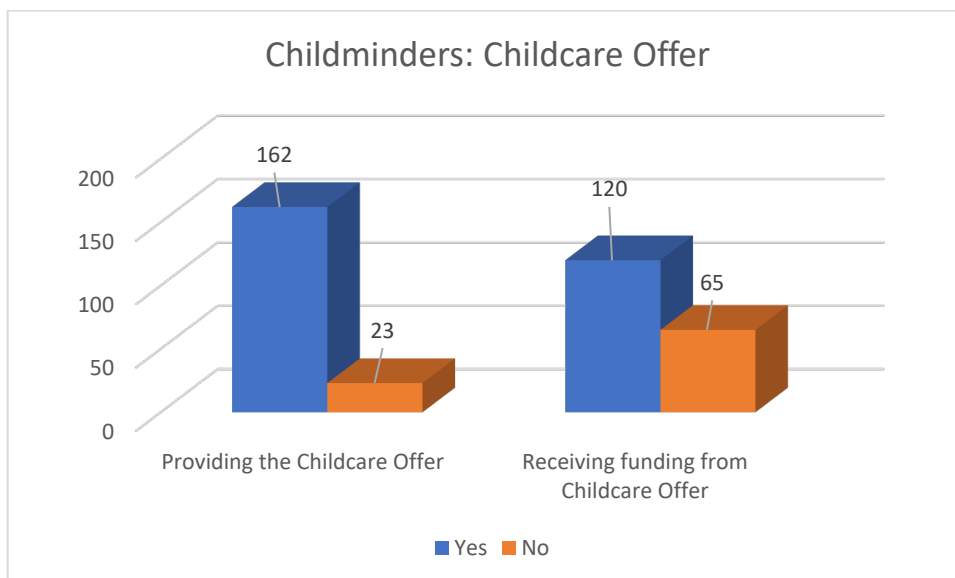


### Childminders: Childcare Offer

Table: Childminders: Childcare Offer

|                                               | Yes | No |
|-----------------------------------------------|-----|----|
| <b>Providing the Childcare Offer</b>          | 162 | 23 |
| <b>Receiving funding from Childcare Offer</b> | 120 | 65 |

Chart: Childminders: Childcare Offer

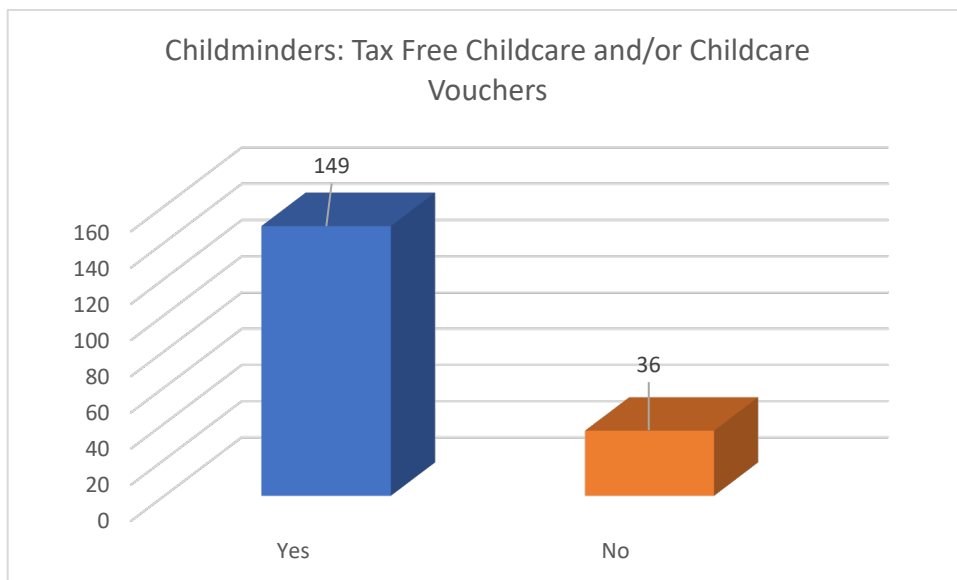


## Childminders: Tax Free Childcare or childcare vouchers

Table: Childminders with parents using Tax Free Childcare or childcare vouchers.

| with parents using Tax Free Childcare or childcare vouchers |     |
|-------------------------------------------------------------|-----|
| Yes                                                         | 149 |
| No                                                          | 36  |

Chart: Childminders with parents using Tax Free Childcare or childcare vouchers.



## Childminders: Summary of strengths and weaknesses.

### Strengths:

- Childminders operate in all NPAs across Cardiff
- Capacity exists across all services, in all NPAs, except for 3 children waiting for a half day care PM place in City and Cardiff South.

### Weaknesses:

- Limited Welsh language provision across all NPA's
- Data robustness: 86 childminders reported an average of 197 children per week attending for an Early Education Placement (A local authority funded nursery education placement). The Local Authority reports that no children are funded to attend childminders for this provision in Cardiff.

## 7.2 Full Daycare nursery

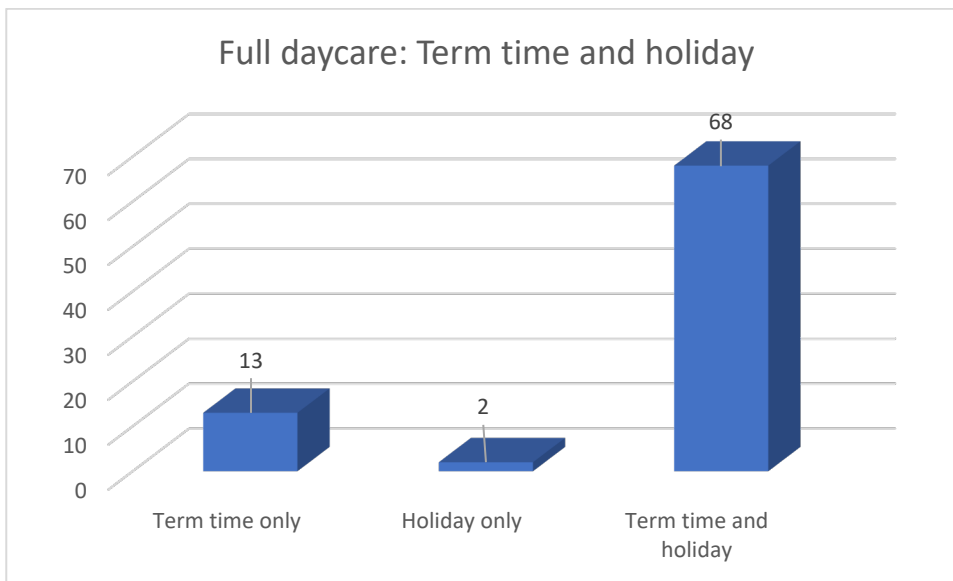
Table: Full daycare headline data

The following data tables and charts are based on data collected via SASS

|                                                       |      |                              |      |
|-------------------------------------------------------|------|------------------------------|------|
| <b>Number of Registered Settings</b>                  | 83   | Term time only               | 13   |
|                                                       |      | Term time and holiday        | 2    |
|                                                       |      | Holiday only                 | 68   |
| <b>Number of Registered Places</b>                    | 4005 |                              |      |
| <b>Number of children on books by age</b>             | 5379 |                              |      |
| <b>Number of children by attendance</b>               | 5441 | Full time                    | 708  |
|                                                       |      | Part time                    | 4551 |
|                                                       |      | Ad hoc                       | 182  |
| <b>Main Language of setting</b>                       |      |                              |      |
| English/Both                                          | 64/6 |                              |      |
| Welsh                                                 | 13   | Provide active offer         | 20   |
|                                                       |      | Working towards active offer | 29   |
| <b>Flying Start provision</b>                         | 9    |                              |      |
| Flying Start and fee paying                           | 7    |                              |      |
| Only Flying Start                                     | 2    |                              |      |
| <b>Number Providing Childcare Offer</b>               | 76   |                              |      |
| <b>(Number Funded via Childcare Offer)</b>            | (75) |                              |      |
| <b>Number Offering Tax Free Childcare or Vouchers</b> | 79   |                              |      |



Chart: Full daycare: Term time and holidays



- The majority of full daycare operates year-round (68)

Table: Full daycare: setting by NPA

|              | Cardiff North | Cardiff East | Cardiff South East | City & Cardiff South | Cardiff South West | Cardiff West | Total |
|--------------|---------------|--------------|--------------------|----------------------|--------------------|--------------|-------|
| Full daycare | 23            | 6            | 14                 | 7                    | 17                 | 16           | 83    |

Chart: Full daycare: settings by NPA

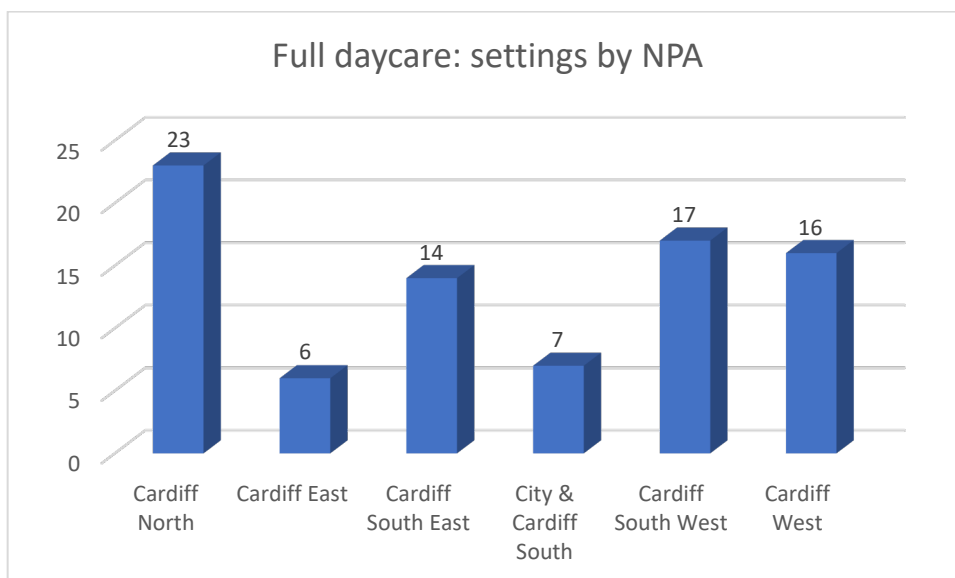
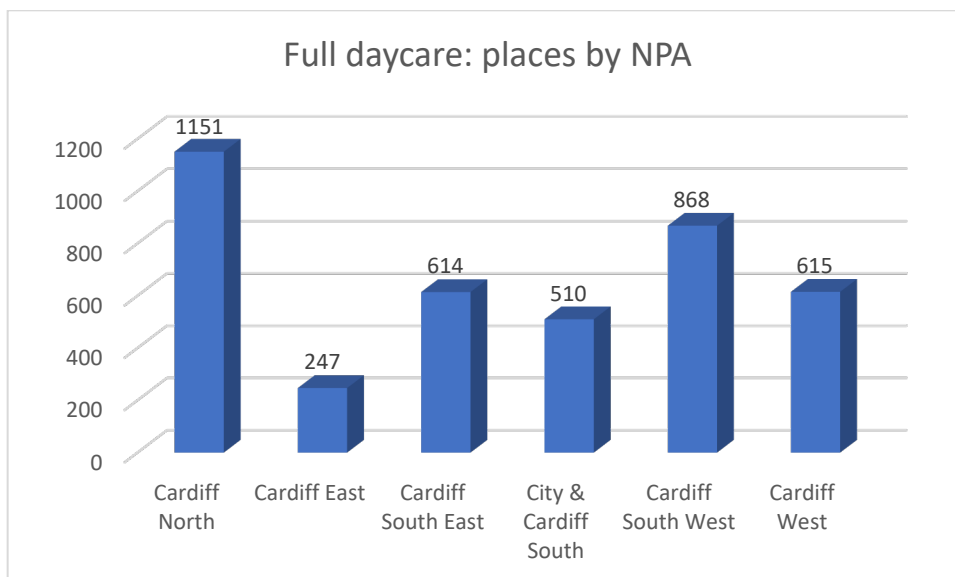


Table: Full daycare: places by NPA

|       | Cardiff North | Cardiff East | Cardiff South East | City & Cardiff South | Cardiff South West | Cardiff West | Cardiff |
|-------|---------------|--------------|--------------------|----------------------|--------------------|--------------|---------|
| Total | 1151          | 247          | 614                | 510                  | 868                | 615          | 4005    |

Chart: Full daycare places by NPA



- The largest number of full daycare settings operate in Cardiff North (23 settings, 1151 places) and the smallest number are in Cardiff East (6 settings, 247 places)

NB: whilst the registration type suggest children can attend provision all day, 17 full daycare providers do not provide full daycare/full day nursery, but instead provide a range of services from a provision that is open all day. The National Minimum Standards for Regulated Childcare for children up to the age of 12 years (NMS) state that a full daycare registration “may include day nurseries, children’s centres, and some family centres offering full or part time care, including before and after school provision, wrap around care, provision during the school holidays, funded education places and free childcare places. It can also encompass settings offering a variety of sessional care services throughout the course of that day. (“Full Day Sessional Care Mixed Provision”) These can include Welsh and English medium playgroups, Cylchoedd Meithrin, wrap around care, funded education places and free childcare places.”

Table: Services provided by settings registered as full daycare settings where 'full daycare' is not provided

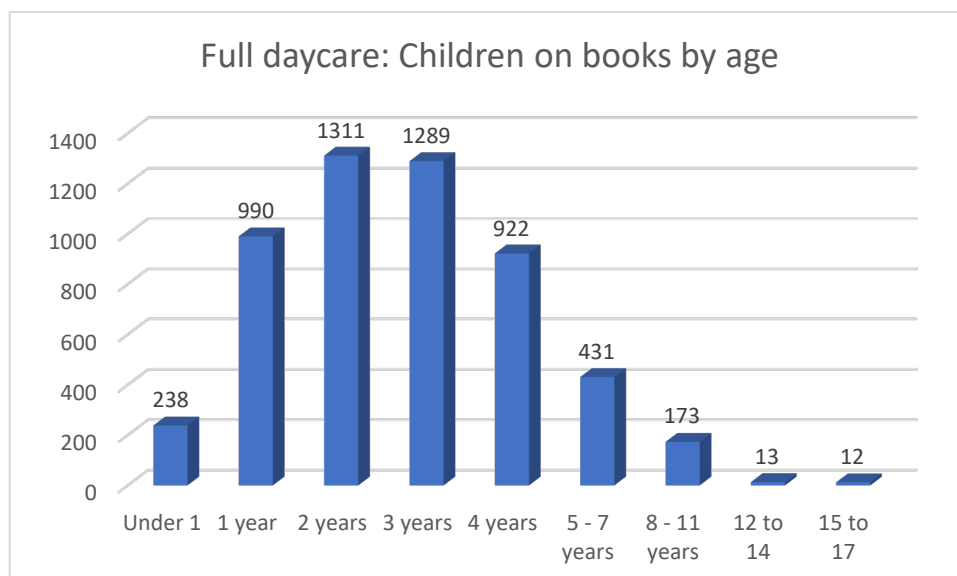
| Service                           | Number providing |
|-----------------------------------|------------------|
| Before school                     | 9                |
| Half day nursery/half day care AM | 4                |
| Playgroup/Meithrin AM             | 10               |
| Early education placement         | 11               |
| Lunch                             | 11               |
| Half day nursery/half day care AM | 4                |
| Playgroup/Meithrin PM             | 8                |
| After school                      | 8                |

Full daycare: Children on the books by age

Table: Full daycare: Children on the books by age

| Full daycare | Number of children |
|--------------|--------------------|
| Under 1      | 238                |
| 1 year       | 990                |
| 2 years      | 1311               |
| 3 years      | 1289               |
| 4 years      | 922                |
| 5 - 7 years  | 431                |
| 8 - 11 years | 173                |
| 12 to 14     | 13                 |
| 15 to 17     | 12                 |

Chart: Full daycare: Children on the books by age

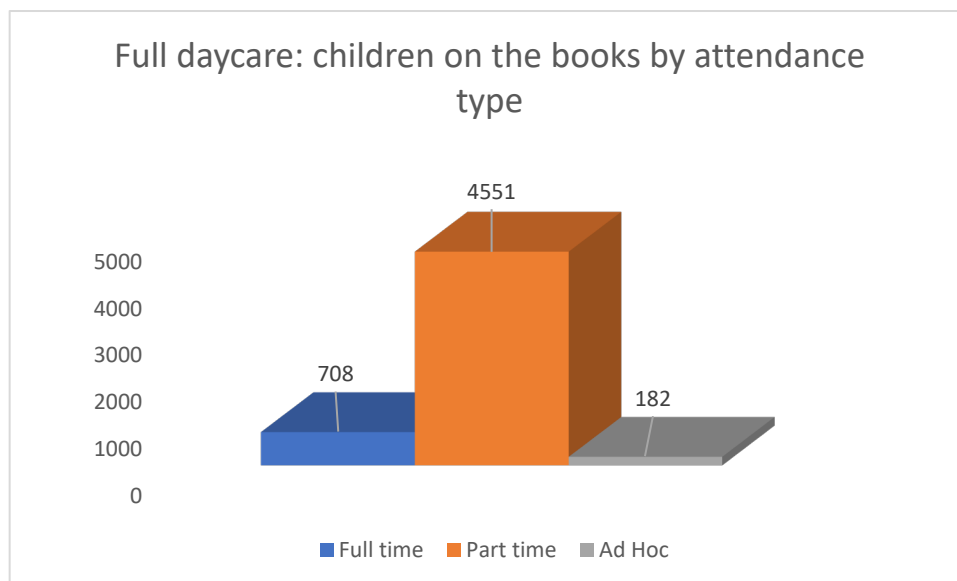


## Full daycare: children on the books by attendance type

Table: Full daycare: children on the books by attendance type

|           |      |
|-----------|------|
| Full time | 708  |
| Part time | 4551 |
| Ad Hoc    | 182  |

Chart: Full daycare: children on the books by attendance type



- 4512 of the 5379 children reported by age are aged 1-4, with the highest numbers of children aged 2 years (1311) or 3 years old (1289).
- The majority of children (4551 of the 5441 children reported on by attendance type) attended on a part time basis

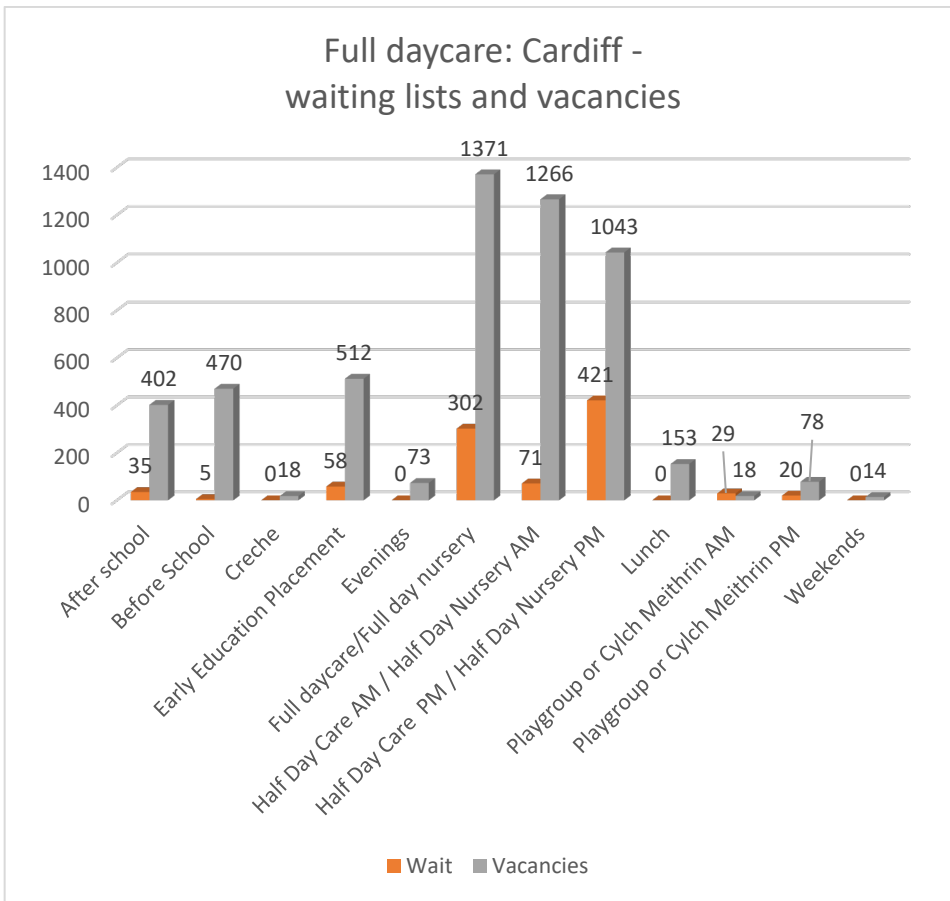
## Full daycare: Cardiff – Waiting lists and vacancies

Table: Full daycare: Cardiff – Waiting lists and vacancies

| Full Daycare                           | Wait | Vacancies |
|----------------------------------------|------|-----------|
| Afternoons                             | 0    | 0         |
| After school                           | 35   | 402       |
| Before School                          | 5    | 470       |
| Creche                                 | 0    | 18        |
| Early Education Placement              | 58   | 512       |
| Evenings                               | 0    | 73        |
| Full daycare/Full day nursery          | 302  | 1371      |
| Half Day Care AM / Half Day Nursery AM | 71   | 1266      |

|                                        |            |             |
|----------------------------------------|------------|-------------|
| Half Day Care PM / Half Day Nursery PM | 421        | 1043        |
| Lunch                                  | 0          | 153         |
| Playgroup or Cylch Meithrin AM         | 29         | 18          |
| Playgroup or Cylch Meithrin PM         | 20         | 78          |
| Weekends                               | 0          | 14          |
| <b>Settings in ward</b>                | <b>611</b> | <b>5251</b> |

Chart: Full daycare: Cardiff – Waiting lists and vacancies



- Overall, there are more vacancies across Cardiff Full daycare settings (5,251) than there are children on waiting lists (611)
- However, there are some services in some NPAs showing a greater number of children waiting for an immediate place than there are vacancies, as shown in the table below.

Table: Children on waiting list exceed vacant places, by NPA and service.

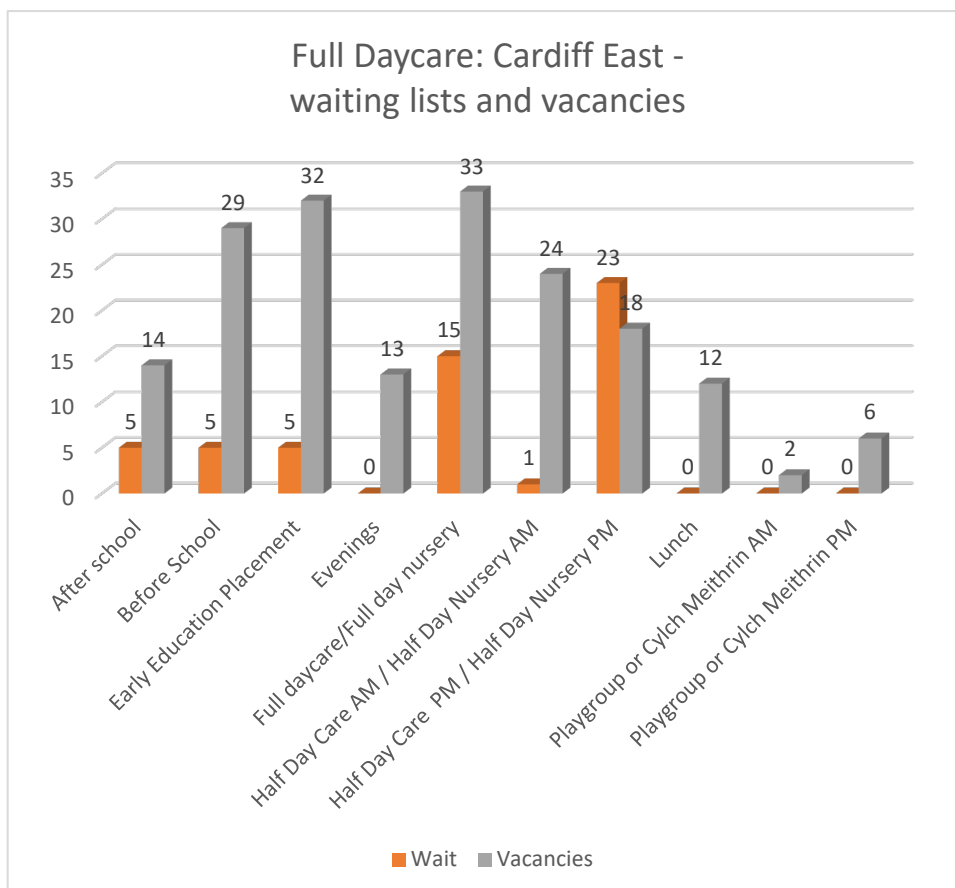
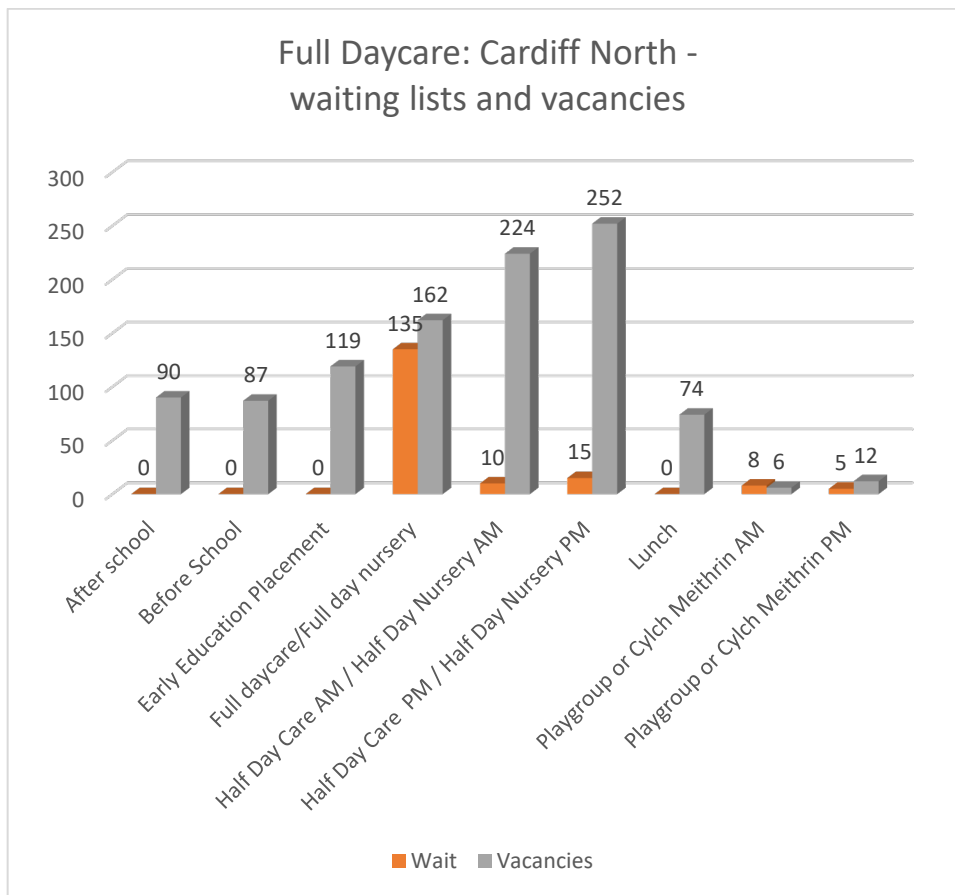
| <b>NPA</b>                      | <b>Service</b>                             | <b>Children on waiting list for an immediate place</b> | <b>Vacancies</b> | <b>Shortfall</b> |
|---------------------------------|--------------------------------------------|--------------------------------------------------------|------------------|------------------|
| <b>Cardiff East</b>             | Half daycare PM/<br>Half Day Nursery<br>PM | 23                                                     | 18               | 5                |
| <b>City &amp; Cardiff South</b> | Half daycare PM/<br>Half Day Nursery<br>PM | 318                                                    | 276              | 42               |
| <b>Cardiff South West</b>       | Full daycare/Full day<br>nursery           | 86                                                     | 62               | 24               |
|                                 | Half daycare AM/<br>Half Day Nursery<br>AM | 49                                                     | 31               | 18               |
|                                 | Half daycare PM/<br>Half Day Nursery<br>PM | 49                                                     | 33               | 16               |
| <b>Cardiff West</b>             | Early Education                            | 49                                                     | 1                | 48               |
|                                 | Full daycare/Full day<br>nursery           | 66                                                     | 5                | 61               |
|                                 | Half daycare AM/<br>Half Day Nursery<br>AM | 7                                                      | 5                | 2                |
|                                 | Playgroup or Cylch<br>Meithrin AM          | 15                                                     | 10               | 5                |
| <b>Totals</b>                   |                                            | <b>662</b>                                             | <b>441</b>       | <b>221</b>       |

- It is not clear whether the shortfall figure of 221 places in total is accurate.
- Respondents may not have followed guidance to only include children waiting for an immediate place (demand above capacity) as opposed to children waiting for a place that is age related.
- Education report there are no children awaiting an early education placement in a full daycare setting in Cardiff West (or Cardiff)

- Children may be attending a setting whilst on the waiting list for an immediate place at another setting or settings. Therefore, the number of children waiting for an immediate place may not indicate demand above capacity but reflect parental preference.

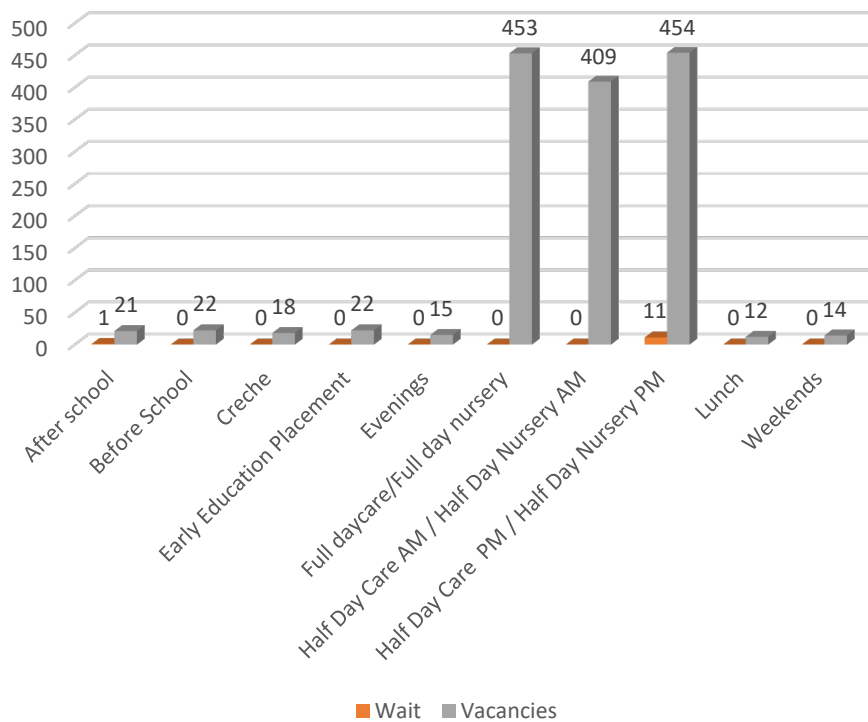
*Table: Full daycare: By NPA – waiting lists and vacancies*

|                                        | Cardiff North |           | Cardiff East |           | Cardiff South East |           | City & Cardiff South |           | Cardiff South West |           | Cardiff West |           |
|----------------------------------------|---------------|-----------|--------------|-----------|--------------------|-----------|----------------------|-----------|--------------------|-----------|--------------|-----------|
|                                        | Wait          | Vacancies | Wait         | Vacancies | Wait               | Vacancies | Wait                 | Vacancies | Wait               | Vacancies | Wait         | Vacancies |
| <b>Full Daycare</b>                    |               |           |              |           |                    |           |                      |           |                    |           |              |           |
| Afternoons                             | 0             | 0         | 0            | 0         | 0                  | 0         | 0                    | 0         | 0                  | 0         | 0            | 0         |
| After school                           | 0             | 90        | 5            | 14        | 1                  | 21        | 0                    | 54        | 29                 | 187       | 0            | 36        |
| Before School                          | 0             | 87        | 5            | 29        | 0                  | 22        | 0                    | 50        | 0                  | 251       | 0            | 31        |
| Creche                                 | 0             | 0         | 0            | 0         | 0                  | 18        | 0                    | 0         | 0                  | 0         | 0            | 0         |
| Early Education Placement              | 0             | 119       | 5            | 32        | 0                  | 22        | 2                    | 52        | 2                  | 276       | 49           | 11        |
| Evenings                               | 0             | 0         | 0            | 13        | 0                  | 15        | 0                    | 45        | 0                  | 0         | 0            | 0         |
| Full daycare/Full day nursery          | 135           | 162       | 15           | 33        | 0                  | 453       | 0                    | 656       | 86                 | 62        | 66           | 5         |
| Half Day Care AM / Half Day Nursery AM | 10            | 224       | 1            | 24        | 0                  | 409       | 4                    | 573       | 49                 | 31        | 7            | 5         |
| Half Day Care PM / Half Day Nursery PM | 15            | 252       | 23           | 18        | 11                 | 454       | 318                  | 276       | 49                 | 33        | 5            | 10        |
| Lunch                                  | 0             | 74        | 0            | 12        | 0                  | 12        | 0                    | 0         | 0                  | 55        | 0            | 0         |
| Playgroup or Cylch Meithrin AM         | 8             | 6         | 0            | 2         | 0                  | 0         | 6                    | 0         | 0                  | 0         | 15           | 10        |
| Playgroup or Cylch Meithrin PM         | 5             | 12        | 0            | 6         | 0                  | 0         | 0                    | 1         | 0                  | 0         | 15           | 59        |
| Weekends                               | 0             | 0         | 0            | 0         | 0                  | 14        | 0                    | 0         | 0                  | 0         |              |           |

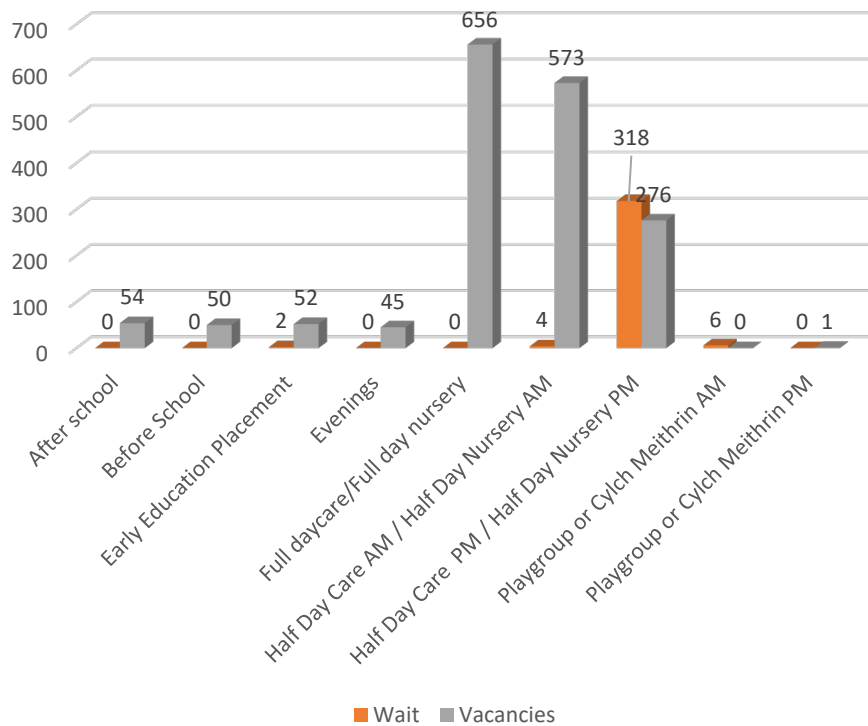




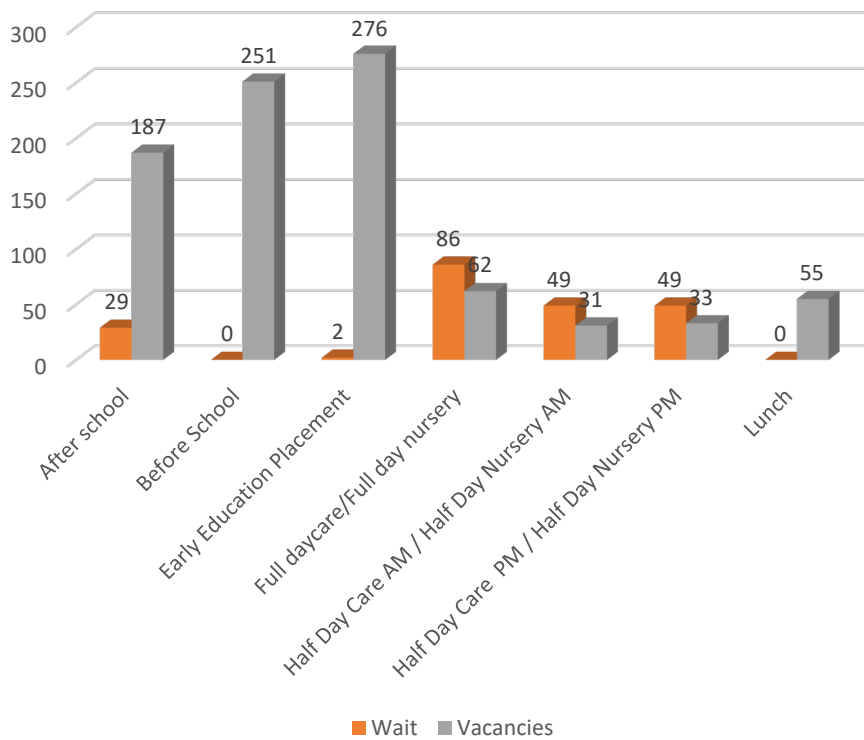
### Full Daycare: Cardiff South East - waiting lists and vacancies



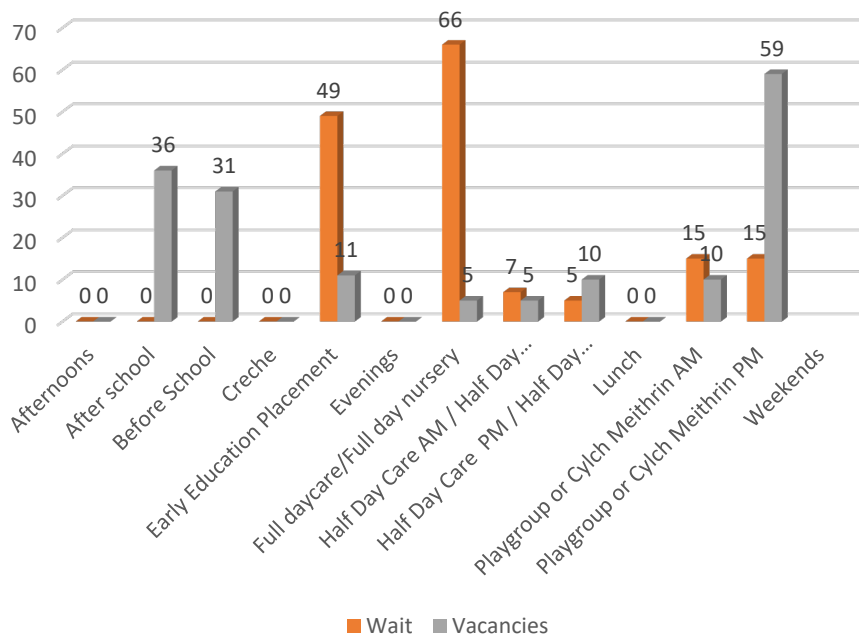
### Full Daycare: City & Cardiff South - waiting lists and vacancies



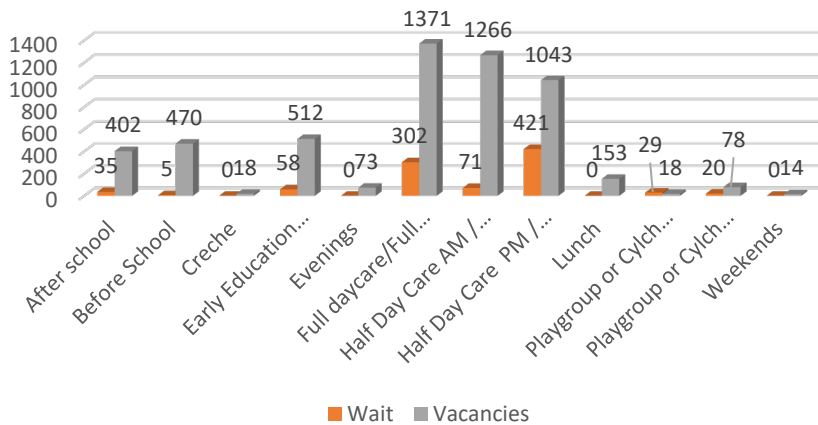
### Full Daycare: Cardiff South West - waiting lists and vacancies



### Full daycare: Cardiff West - waiting lists and vacancies



### Full daycare: Cardiff - waiting lists and vacancies

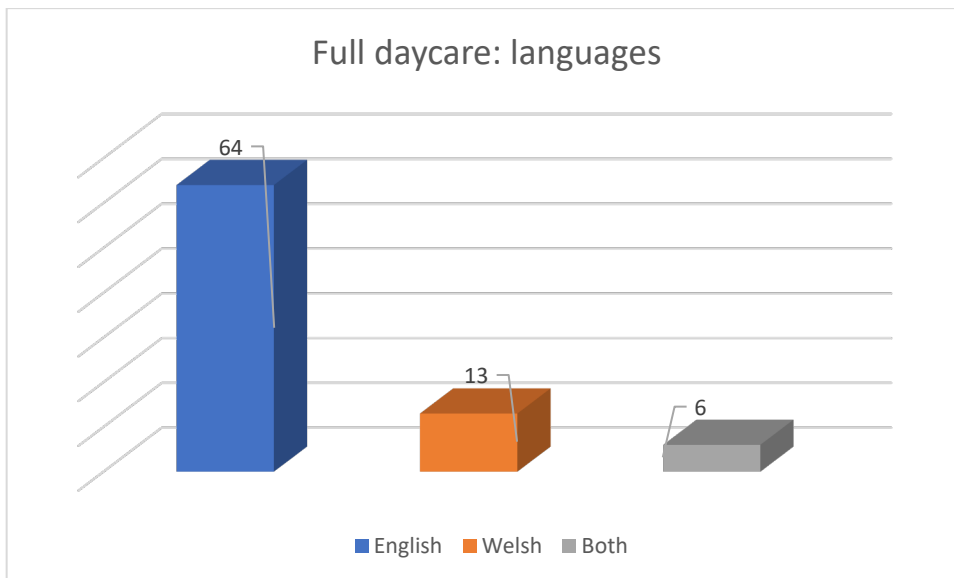


### Full daycare: languages

Table: Full daycare: languages

|         |    |
|---------|----|
| English | 64 |
| Welsh   | 13 |
| Both    | 6  |

Chart: Full daycare: languages

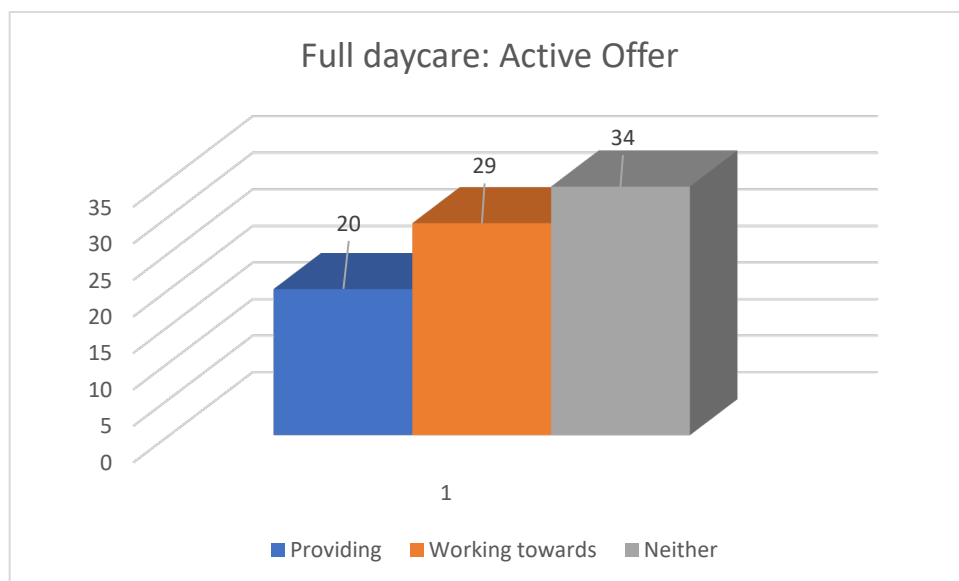


## Full daycare: Active Offer

Table: Full daycare: Active Offer

|                 | Full daycare |
|-----------------|--------------|
| Providing       | 20           |
| Working towards | 29           |
| Neither         | 34           |

Chart: Full daycare: Active Offer



## Full daycare – other languages

Table: Full daycare – other languages

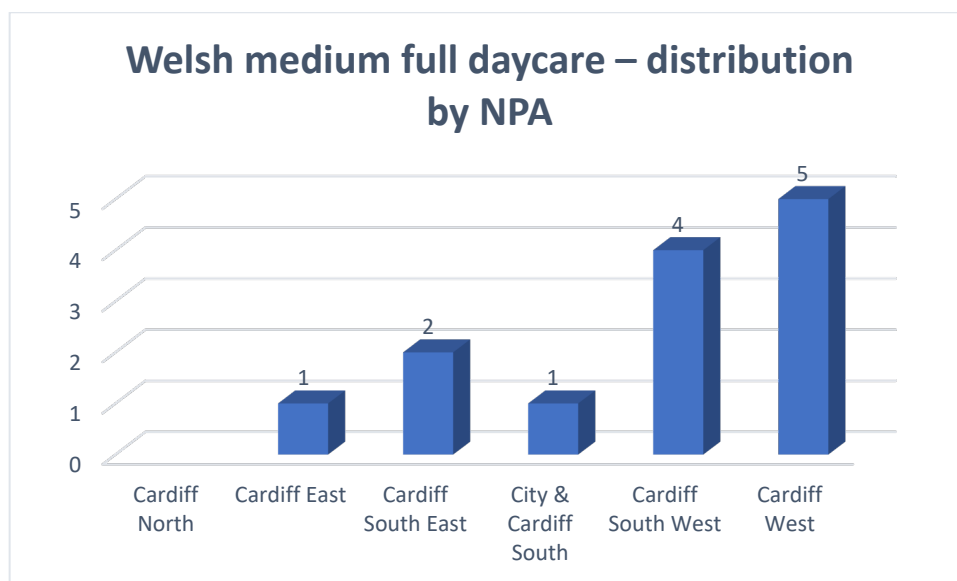
|                                                                        |    |
|------------------------------------------------------------------------|----|
| Welsh                                                                  | 23 |
| English                                                                | 5  |
| English/Welsh                                                          | 0  |
| Makaton/Welsh                                                          | 1  |
| Bengali / Chinese / French / Italian / Polish / Spanish / Urdu / Welsh | 1  |
| English / Welsh                                                        | 1  |
| French / Polish / Welsh                                                | 1  |
| Italian / Spanish                                                      | 1  |

## Full daycare: Welsh language – distribution by NPA

Table: Welsh medium full daycare – distribution by NPA

|              | Cardiff North | Cardiff East | Cardiff South East | City & Cardiff South | Cardiff South West | Cardiff West | Cardiff   |
|--------------|---------------|--------------|--------------------|----------------------|--------------------|--------------|-----------|
| Full daycare | -             | 1            | 2                  | 1                    | 4                  | 5            | <b>13</b> |

Chart: Welsh medium full daycare – distribution by NPA



- There are a total of 13 Welsh medium full daycare settings in Cardiff, with 5 in Cardiff West, 4 in Cardiff South West, 2 in Cardiff South East, 1 in Cardiff East and City & South, but none in Cardiff North
- 20 full daycare settings deliver the Active Offer, with a further 29 working towards delivery of the Active Offer.

## Full daycare – fees by age

Table: Full daycare – fees; under 1

|                | Amount Charged per Hour | Amount Charged per Session | Amount Charged per Day | Amount Charged per Week | Amount Charged per Term |
|----------------|-------------------------|----------------------------|------------------------|-------------------------|-------------------------|
| <b>Under 1</b> |                         |                            |                        |                         |                         |
| Highest        | £4.50                   | £62.00                     | £62.00                 | £310.00                 | -                       |
| Lowest         | £4.50                   | £26.50                     | £46.50                 | £184.00                 | -                       |
| Mode           | £4.50                   | £35.00                     | £60.00                 | £270.00                 | -                       |

Chart: Full daycare – fees; under 1

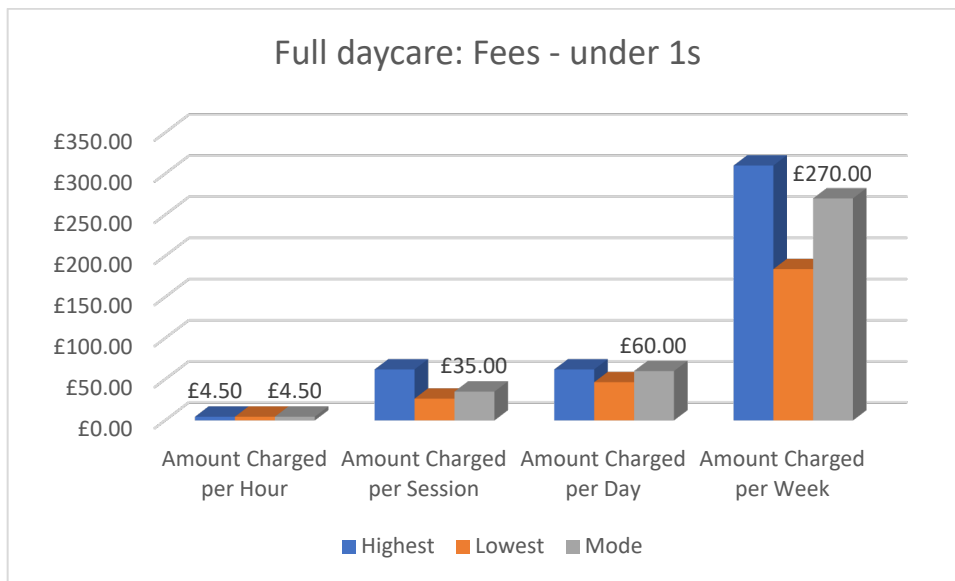


Table: Full daycare – fees; 1 year olds

| 1 year olds | Amount Charged per Hour | Amount Charged per Session | Amount Charged per Day | Amount Charged per Week | Amount Charged per Term |
|-------------|-------------------------|----------------------------|------------------------|-------------------------|-------------------------|
| Highest     | £5.30                   | £62.00                     | £66.00                 | £310.00                 | -                       |
| Lowest      | £4.50                   | £26.50                     | £46.50                 | £184.00                 | -                       |
| Mode        | N/A                     | £33.00                     | £60.00                 | £270.00                 | -                       |

Chart: Full daycare – fees; 1 year olds

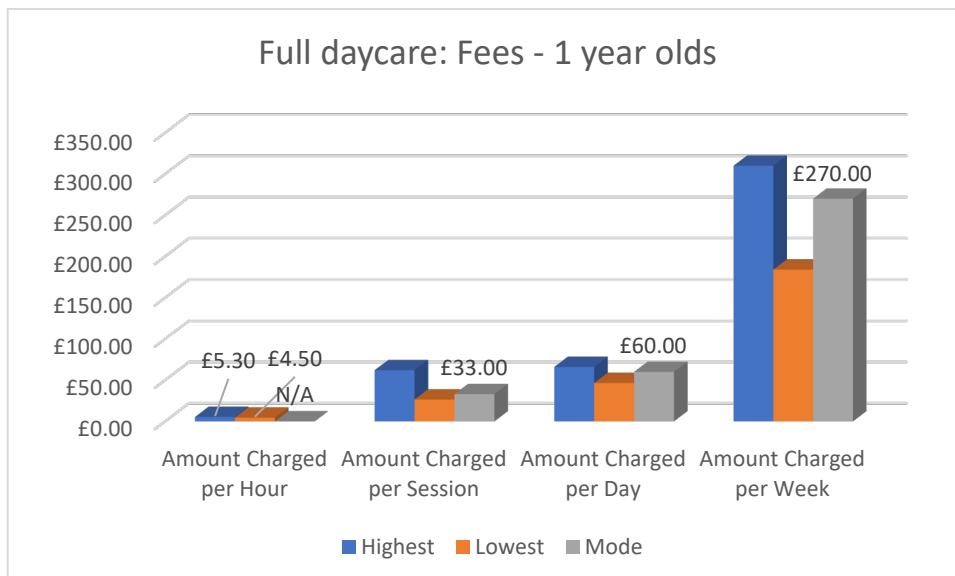


Table: Full daycare – fees; 2 year olds

|                    | Amount Charged per Hour | Amount Charged per Session | Amount Charged per Day | Amount Charged per Week | Amount Charged per Term |
|--------------------|-------------------------|----------------------------|------------------------|-------------------------|-------------------------|
| <b>2 year olds</b> |                         |                            |                        |                         |                         |
| Highest            | £64.00                  | £46.00                     | £64.00                 | £310.00                 | -                       |
| Lowest             | £5.30                   | £25.50                     | £45.50                 | £184.00                 | -                       |
| Mode               | N/A                     | £33.00                     | £60.00                 | £270.00                 | -                       |

Chart: Full daycare – fees; 2 year olds

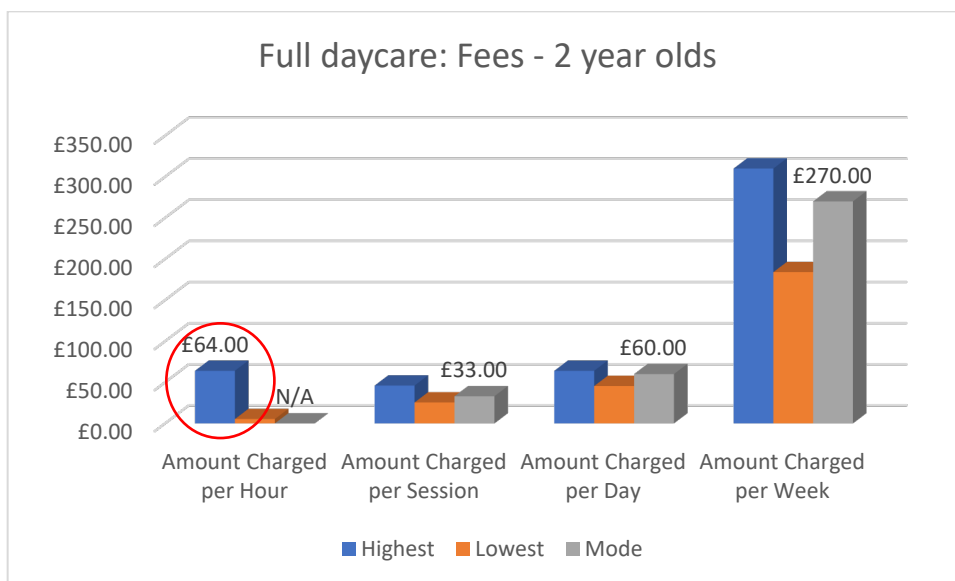


Table: Full daycare – fees; 3 year olds

|                    | Amount Charged per Hour | Amount Charged per Session | Amount Charged per Day | Amount Charged per Week | Amount Charged per Term |
|--------------------|-------------------------|----------------------------|------------------------|-------------------------|-------------------------|
| <b>3 year olds</b> |                         |                            |                        |                         |                         |
| Highest            | £5.45                   | £59.00                     | £62.00                 | £300.00                 | -                       |
| Lowest             | £4.50                   | £12.00                     | £30.00                 | £155.00                 | -                       |
| Mode               | N/A                     | £31.00                     | £60.00                 | £270.00                 | -                       |

Chart: Full daycare – fees; 3 year olds

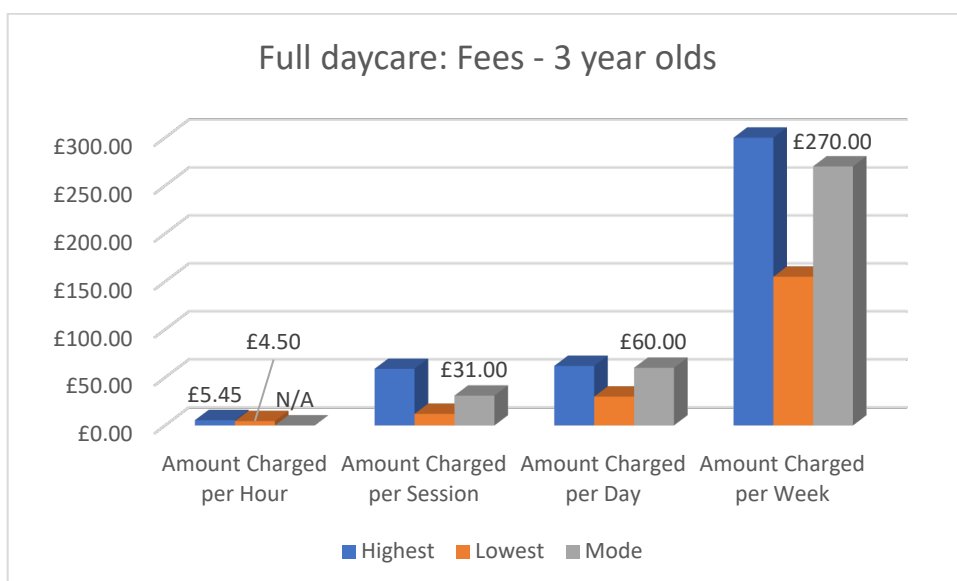


Table: Full daycare – fees; 4 year olds

|                    | Amount Charged per Hour | Amount Charged per Session | Amount Charged per Day | Amount Charged per Week | Amount Charged per Term |
|--------------------|-------------------------|----------------------------|------------------------|-------------------------|-------------------------|
| <b>4 year olds</b> |                         |                            |                        |                         |                         |
| Highest            | £5.30                   | £45.00                     | £61.00                 | £280.00                 | £209.00                 |
| Lowest             | £4.50                   | £12.00                     | £30.00                 | £184.00                 | £209.00                 |
| Mode               | N/A                     | £31.00                     | £60.00                 | £270.00                 | £209.00                 |

Chart: Full daycare – fees; 4 year olds

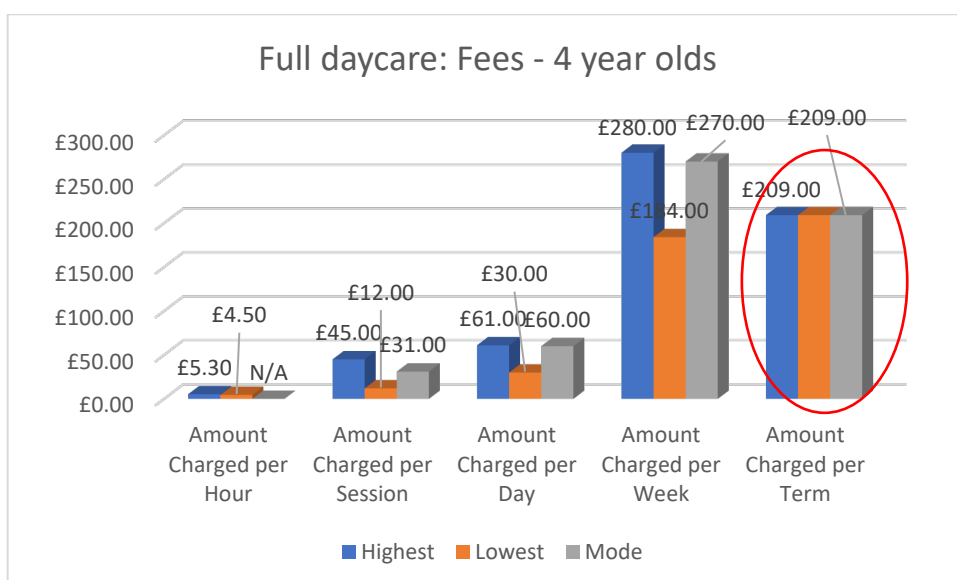




Table: Full daycare – fees; 5-7 year olds

|                      | Amount Charged per Hour | Amount Charged per Session | Amount Charged per Day | Amount Charged per Week | Amount Charged per Term |
|----------------------|-------------------------|----------------------------|------------------------|-------------------------|-------------------------|
| <b>5-7 year olds</b> |                         |                            |                        |                         |                         |
| Highest              | £5.00                   | £38.00                     | £59.95                 | £270.00                 | £7.25                   |
| Lowest               | £5.00                   | £7.25                      | £16.00                 | £230.00                 | £7.25                   |
| Mode                 | £5.00                   | N/A                        | £55.00                 | N/A                     | £7.25                   |

Chart: Full daycare – fees; 5-7 year olds

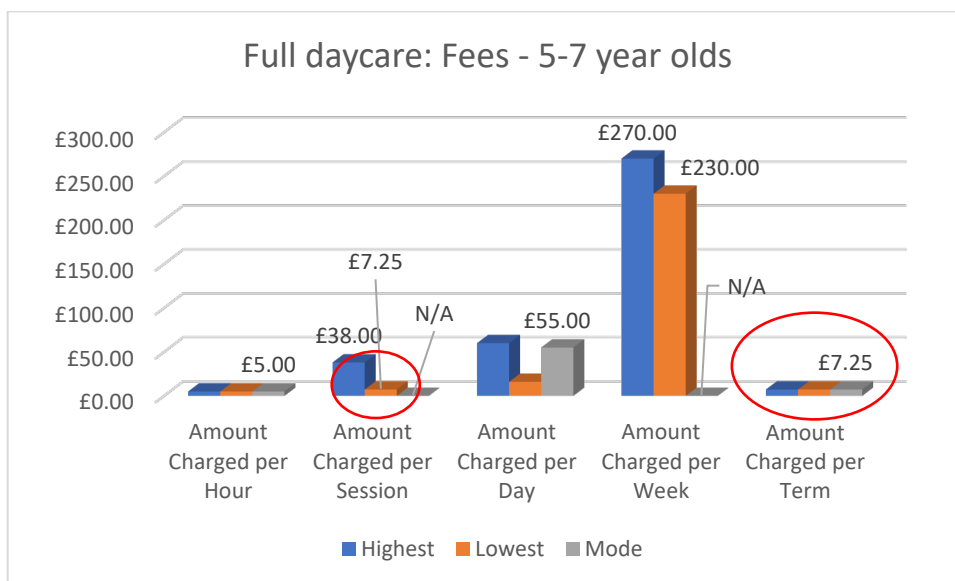


Table: Full daycare – fees; 8-11 year olds

|                       | Amount Charged per Hour | Amount Charged per Session | Amount Charged per Day | Amount Charged per Week | Amount Charged per Term |
|-----------------------|-------------------------|----------------------------|------------------------|-------------------------|-------------------------|
| <b>8-11 year olds</b> |                         |                            |                        |                         |                         |
| Highest               | £5.00                   | £19.50                     | £43.00                 | -                       | -                       |
| Lowest                | £5.00                   | £11.00                     | £16.00                 | -                       | -                       |
| Mode                  | £5.00                   | N/A                        | N/A                    | -                       | -                       |

Chart: Full daycare – fees; 8-11 year olds

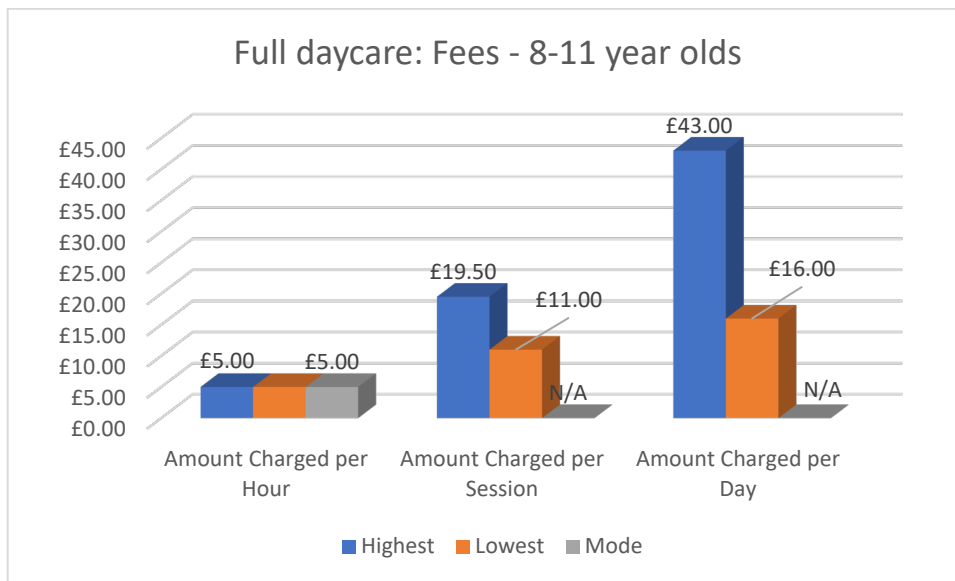
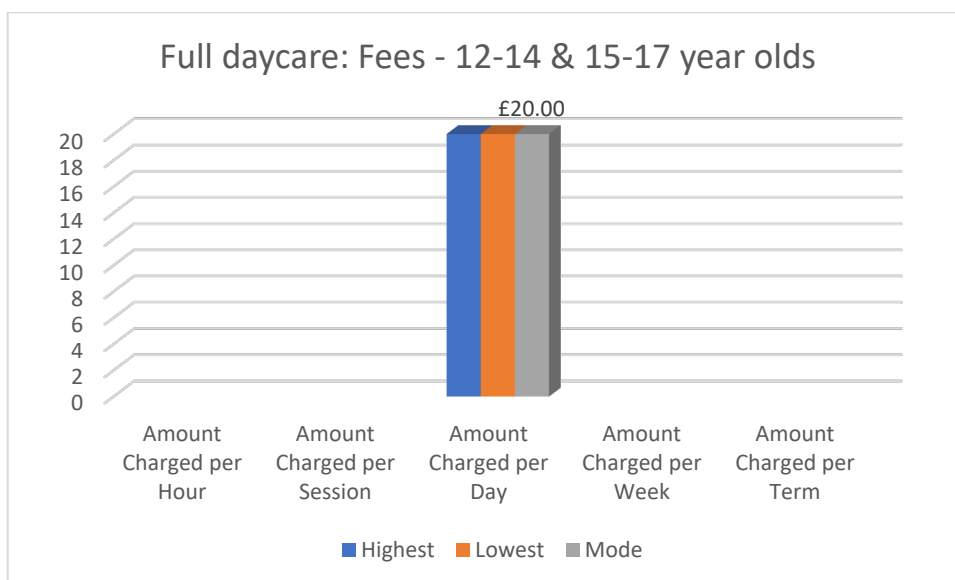


Table: Full daycare – fees; 12-14 & 15–17 year olds

|                         | Amount Charged per Hour | Amount Charged per Session | Amount Charged per Day | Amount Charged per Week | Amount Charged per Term |
|-------------------------|-------------------------|----------------------------|------------------------|-------------------------|-------------------------|
| 12-14 & 15–17 year olds |                         |                            |                        |                         |                         |
| Highest                 | -                       | -                          | £20.00                 | -                       | -                       |
| Lowest                  | -                       | -                          | £20.00                 | -                       | -                       |
| Mode                    | -                       | -                          | £20.00                 | -                       | -                       |

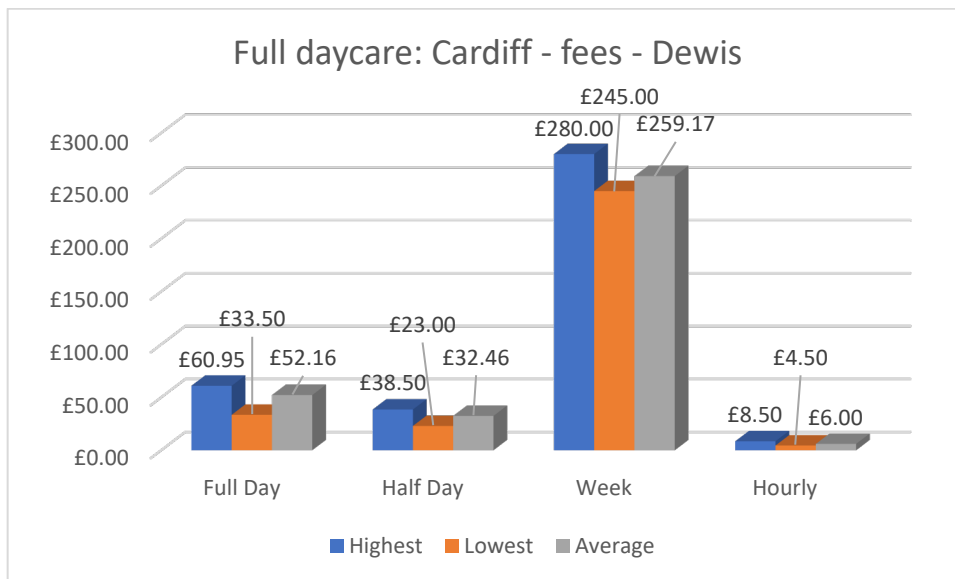
Chart: Full daycare – fees; 12-14 & 15–17 year olds



Full daycare: Cardiff - fees as per Dewis records

| Day care | Highest | Lowest  | Average |
|----------|---------|---------|---------|
| Full Day | £60.95  | £33.50  | £52.16  |
| Half Day | £38.50  | £23.00  | £32.46  |
| Week     | £280.00 | £245.00 | £259.17 |
| Hourly   | £8.50   | £4.50   | £6.00   |

Chart: Full daycare: Cardiff - fees as per Dewis records



- The modal sessional rate for children aged 0-4 is between £33.00 and £35.00. The modal rates per day and per week are £60.00 and £270.00 respectively. Due to data variations and missing data it is not possible to identify a modal hourly rate for children aged 0-4 although rates of between £5.00 to £5.45 are frequently reported. This may be because younger children tend to be booked for half day or full day sessions.
- The data relating to older children is varied, with a modal daily rate of £55.00 for 5-7 year olds, dropping to £20.00 for 12 -17 year olds, though it is not usual for full daycare to provide for children of this age.
- Dewis data indicates an average hourly rate of £6.00, an average daily rate of £52.16, and an average weekly rate of £259.17. Dewis data is not broken down by age.

Full daycare: Opening hours and atypical hours

Table: Full daycare: Cardiff – range of opening hours

| Cardiff   | Earliest opening time | Latest opening time | Earliest closing time | Latest closing time | Number of settings open before 8 am | Number of settings open after 6 pm |
|-----------|-----------------------|---------------------|-----------------------|---------------------|-------------------------------------|------------------------------------|
| Monday    | 7.00                  | 12.00               | 12.20                 | 19.00               | 45                                  | 9                                  |
| Tuesday   | 7.00                  | 12.00               | 12.20                 | 19.00               | 45                                  | 9                                  |
| Wednesday | 7.00                  | 12.00               | 12.20                 | 19.00               | 45                                  | 9                                  |
| Thursday  | 7.00                  | 12.00               | 12.20                 | 19.00               | 45                                  | 9                                  |
| Friday    | 7.00                  | 12.00               | 12.20                 | 19.00               | 45                                  | 9                                  |
| Saturday  | 7.30                  | 12.00               | 17.30                 | 18.00               | 1                                   | 0                                  |
| Sunday    | 7.30                  | 12.00               | 18.00                 | 18.00               | 1                                   | 0                                  |

Chart: Full daycare: Cardiff – range of opening hours

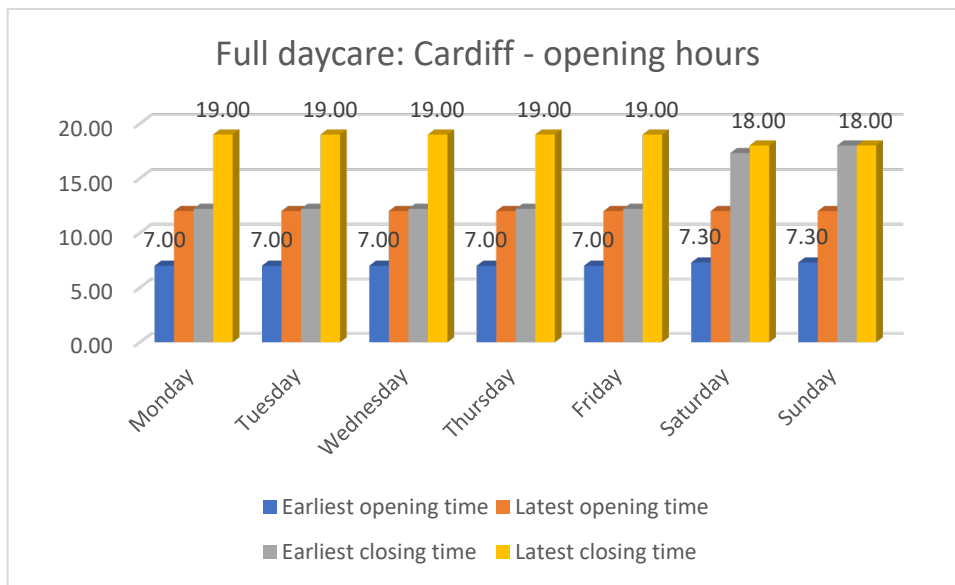
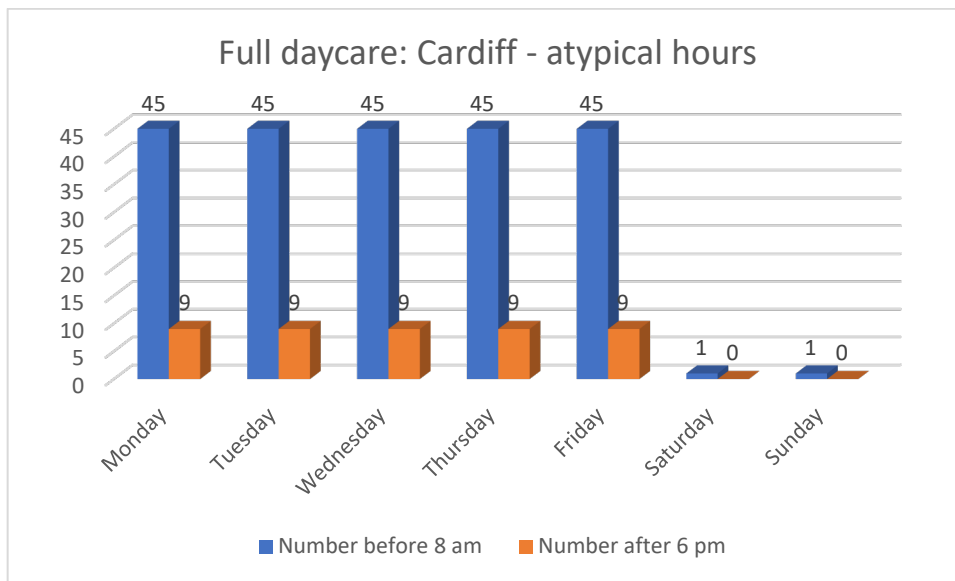


Chart: Childminders; Cardiff – setting open atypical hours



- 45 full daycare settings operate weekdays before 8am, and 9 operate weekdays after 6pm. The earliest start is 7.00 and the latest finish is 7.00 pm. One setting operate Saturdays and Sundays operating from 7.30 am until 6.00 pm.

#### Holidays

Table: Full daycare: Holiday operation – holidays open

|                   | Yes | No | Don't know |
|-------------------|-----|----|------------|
| Summer            | 66  | 3  | 1          |
| October half term | 60  | 6  | 4          |
| Christmas         | 41  | 19 | 9          |
| Feb half term     | 61  | 6  | 3          |
| Easter            | 61  | 5  | 4          |
| May half term     | 60  | 5  | 2          |

Chart: Full daycare: holiday operation – holidays open

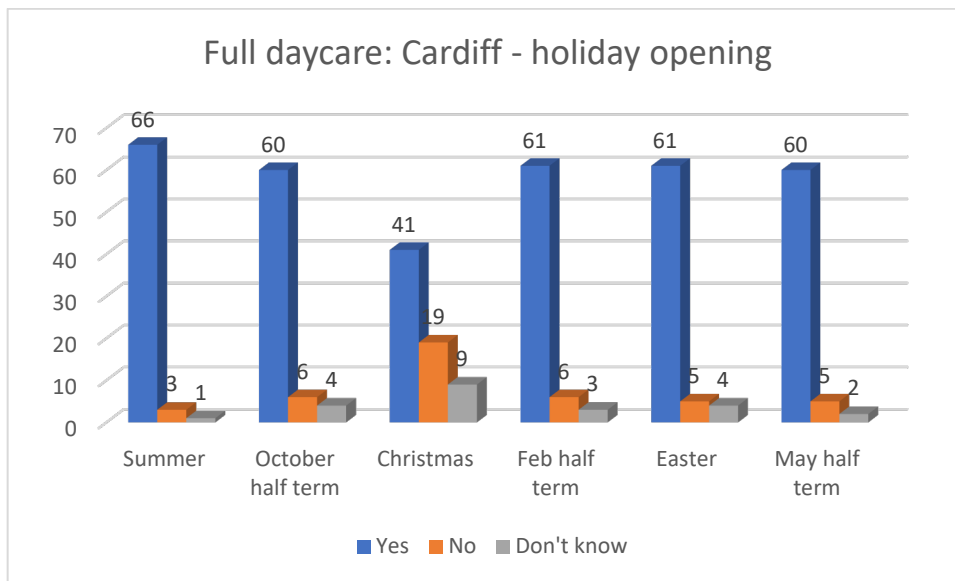
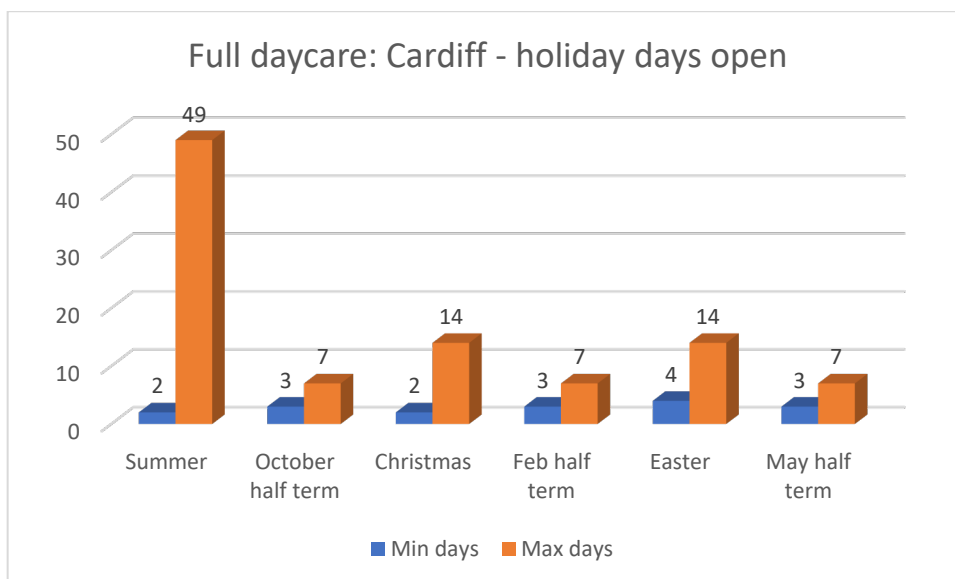


Table: Full daycare: holidays – holiday days open

|                   | Minimum days open days | Maximum days open days |
|-------------------|------------------------|------------------------|
| Summer            | 2                      | 49                     |
| October half term | 3                      | 7                      |
| Christmas         | 2                      | 14                     |
| Feb half term     | 3                      | 7                      |
| Easter            | 4                      | 14                     |
| May half term     | 3                      | 7                      |

Chart: Full daycare: holidays – holiday days open

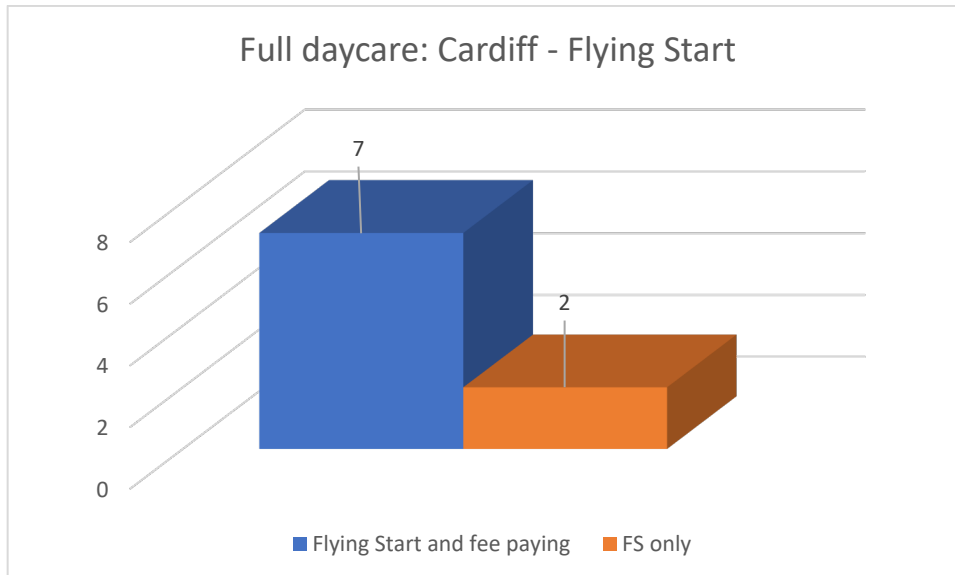


### Full daycare – Flying Start

Table: Full daycare – Flying Start

|                             |   |
|-----------------------------|---|
| Flying Start and fee paying | 7 |
| FS only                     | 2 |

Chart: Full daycare – Flying Start

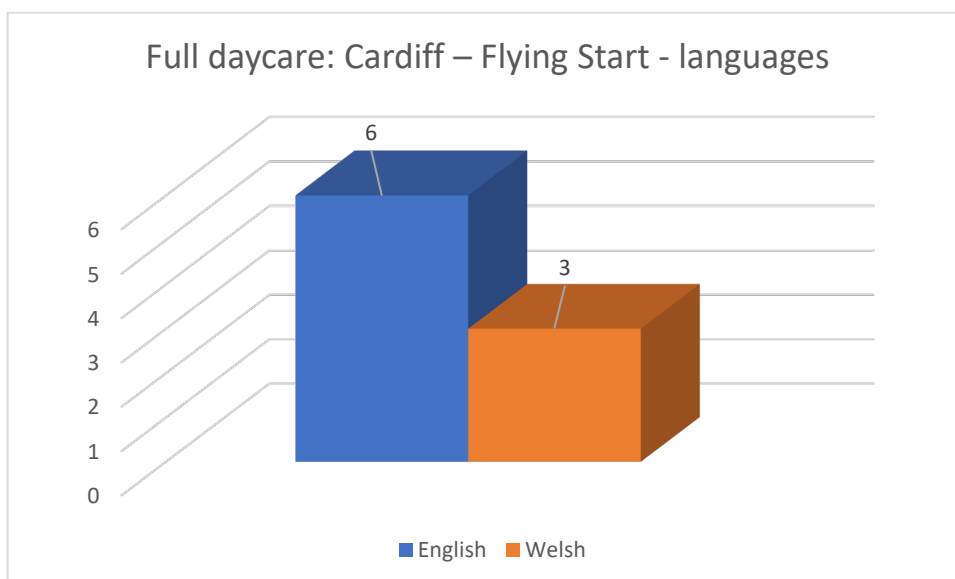


### Full daycare: Flying Start – languages

Table: Full daycare: Cardiff – Flying Start – languages

|         |   |
|---------|---|
| English | 6 |
| Welsh   | 3 |

Chart: Full daycare: Cardiff – Flying Start – languages

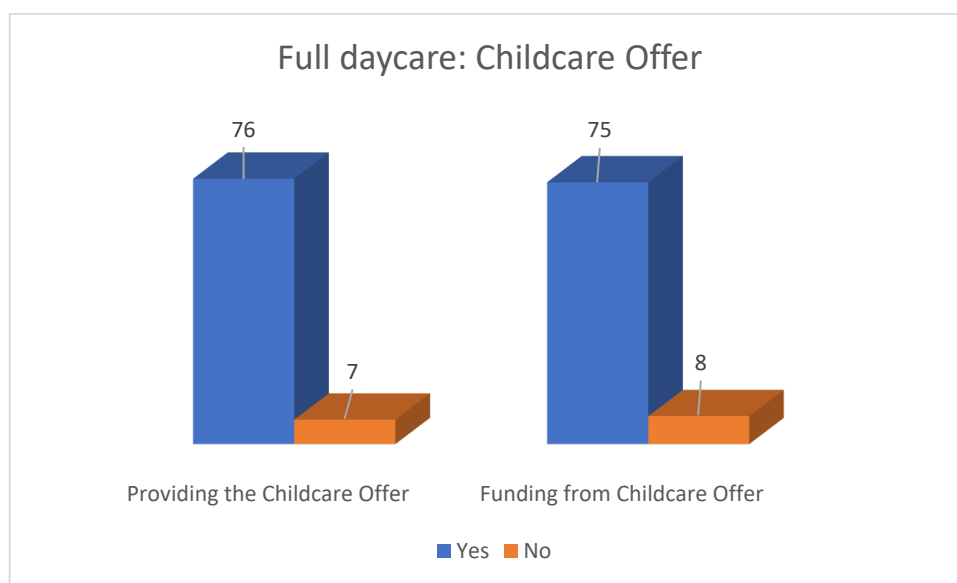


Full daycare: Childcare Offer

Table: Full daycare: Childcare Offer

|                                               | Yes | No |
|-----------------------------------------------|-----|----|
| <b>Providing the Childcare Offer</b>          | 76  | 7  |
| <b>Receiving funding from Childcare Offer</b> | 75  | 8  |

Chart: Full daycare: Childcare Offer



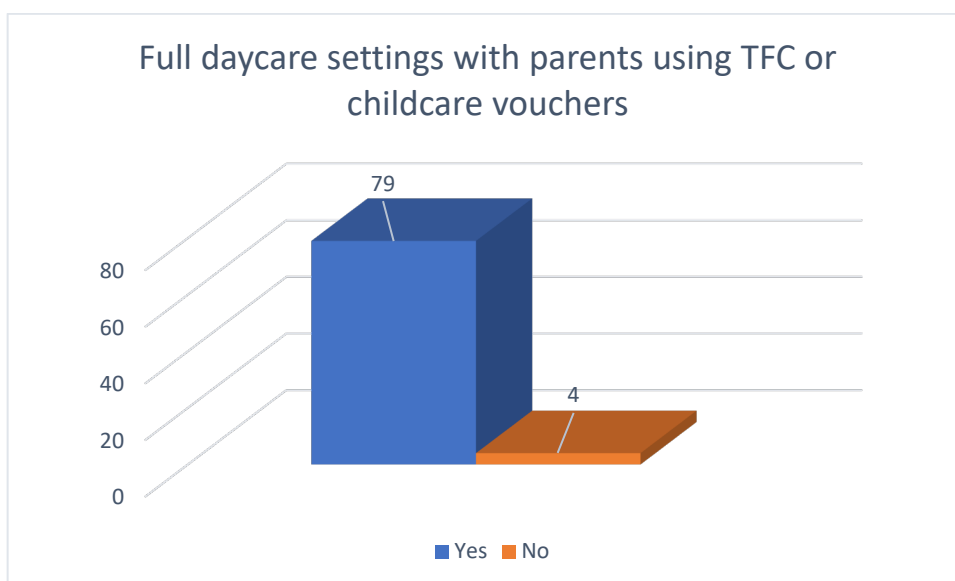
Full daycare: Tax Free Childcare or childcare vouchers

Table: Full daycare settings with parents using Tax Free Childcare or childcare vouchers.

| <b>Full daycare settings with parents using Tax Free Childcare or childcare vouchers</b> |    |
|------------------------------------------------------------------------------------------|----|
| Yes                                                                                      | 79 |
| No                                                                                       | 4  |



Chart: Settings with parents using Tax Free Childcare or childcare vouchers.



#### Full daycare: Early Education

Table: Number of settings self-reporting being funded to provide 'early years part time education' vs. self-reporting children funded for Early Education Placements vs. funded by Education (Education department data)

|                                                                                                     |    |
|-----------------------------------------------------------------------------------------------------|----|
| Self-reporting being funded to provide 'early years part time education'/Early Education Placements | 4  |
| Self-reporting children funded for Early Education Placements                                       | 47 |
| Registered with the Education department to provide Early Education Placements                      | 4  |
| Funded by Education (Education department data)                                                     | 3  |

#### Full daycare: Summary of strengths and weaknesses.

##### Strengths:

- Full daycare settings operate in all NPAs across Cardiff
- There is significant capacity across most services. Four settings reported having 100 or more vacancies, with one reporting 342 vacancies.
- The majority of settings (76 of 83) provide the Childcare Offer, with 75 receiving funding
- The majority of settings (79 of 83) have parents who access Tax Free Childcare or childcare vouchers

##### Weaknesses:

- Limited Welsh language provision across all NPA's
- Data robustness: one setting has reported having 342 full day nursery vacancies and 297 half day nursery AM vacancies, but 314 children waiting for an immediate place for a half day nursery PM place. This level of data error impacts on the accuracy of the overall picture of demand and capacity. The Childcare Business Support Team will contact full daycare providers in the identified ward and seek to include corrected and accurate data in the post-consultation version of the CSA.
- Data robustness: 47 full daycare services reported an average of 2,146 children per week attending for an Early Education Placement (A local authority funded nursery education placement). The Local Authority reports that 21 children are funded to attend 3 full daycare settings for this service in Cardiff. Therefore, the maximum weekly attendance for an early education placement in full daycare settings is 105. (NB: As only 56 children in total are funded to attend non-maintained early education provision across full daycare and sessional settings, the maximum weekly attendance is 280)

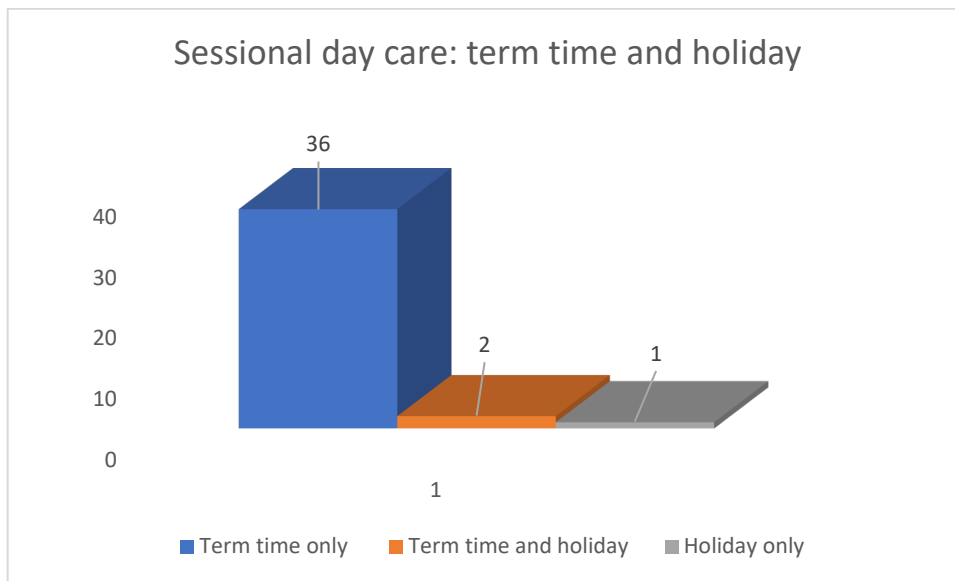
### 7.3. Sessional day care

The following data tables and charts are based on data collected via SASS

*Table: Sessional day care headline data*

|                                                       |       |                              |     |
|-------------------------------------------------------|-------|------------------------------|-----|
| <b>Number of Registered Settings</b>                  | 39    | Term time only               | 36  |
|                                                       |       | Term time and holiday        | 2   |
|                                                       |       | Holiday only                 | 1   |
| <b>Number of Registered Places</b>                    | 1073  |                              |     |
| <b>Number of children on books by age</b>             | 1336  |                              |     |
| <b>Number of children by attendance</b>               | 1184  | Full time                    | 257 |
|                                                       |       | Part time                    | 902 |
|                                                       |       | Ad hoc                       | 25  |
| <b>Main Language of setting</b>                       |       |                              |     |
| English/Both                                          | 33(2) |                              |     |
| Welsh                                                 | 4     | Provide Active Offer         |     |
|                                                       |       | Working towards Active Offer |     |
| <b>Flying Start provision</b>                         | 20    |                              |     |
| Flying Start and fee paying                           | 5     |                              |     |
| Flying Start only                                     | 15    |                              |     |
| <b>Number Providing Childcare Offer</b>               | 24    |                              |     |
| <b>(Number Funded via Childcare Offer)</b>            | (19)  |                              |     |
| <b>Number Offering Tax Free Childcare or Vouchers</b> | 13    |                              |     |

Chart: Sessional day care: term time and holidays



- The majority of sessional day care settings operate term-time only (36)

Table: sessional day care settings by NPA

|              | Cardiff North | Cardiff East | Cardiff South East | City & Cardiff South | Cardiff South West | Cardiff West | Total |
|--------------|---------------|--------------|--------------------|----------------------|--------------------|--------------|-------|
| <b>Total</b> | 9             | 7            | 5                  | 2                    | 8                  | 8            | 39    |

Chart: sessional day care settings by NPA

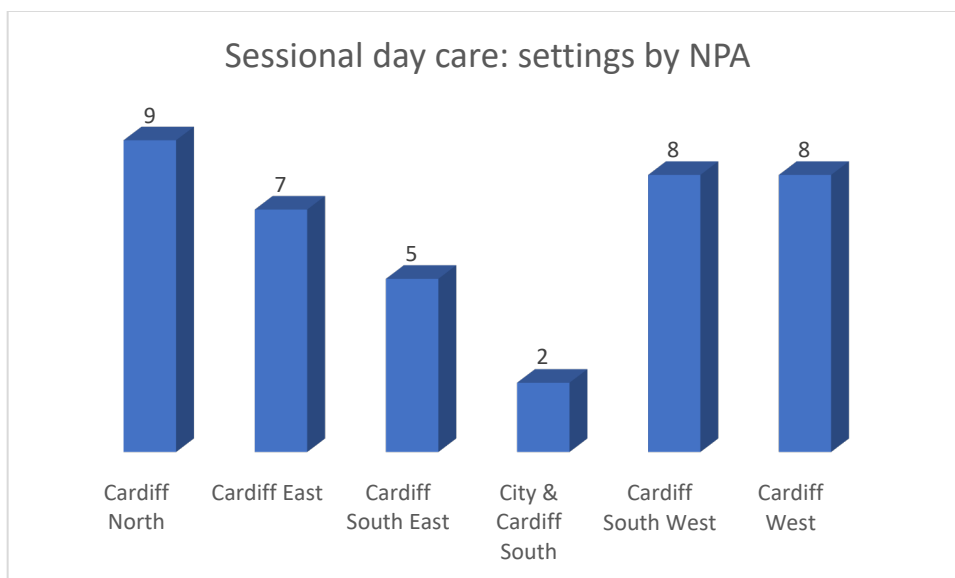
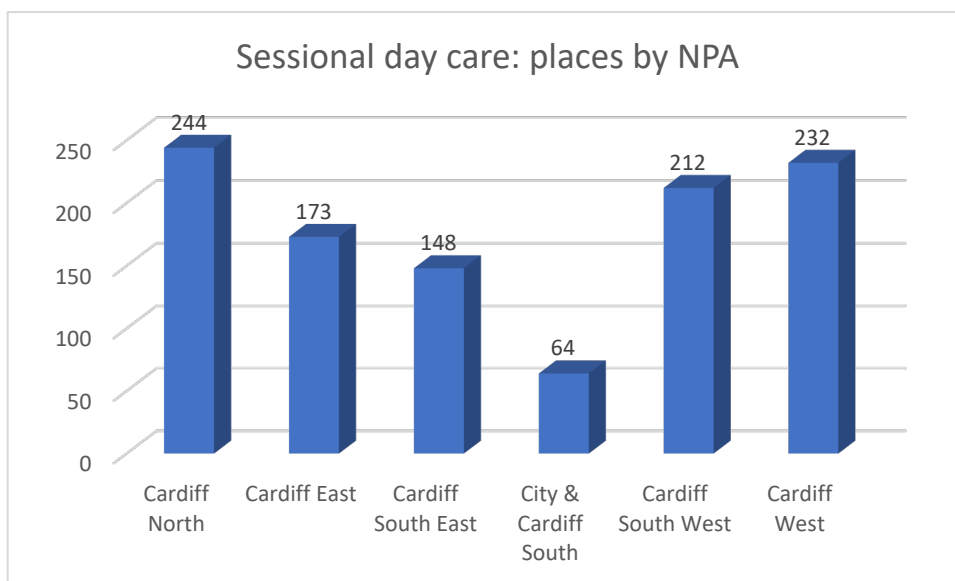


Table: sessional day care places by NPA

|              | Cardiff North | Cardiff East | Cardiff South East | City & Cardiff South | Cardiff South West | Cardiff West | Cardiff |
|--------------|---------------|--------------|--------------------|----------------------|--------------------|--------------|---------|
| <b>Total</b> | 244           | 173          | 148                | 64                   | 212                | 232          | 1073    |

Chart: sessional day care places by NPA



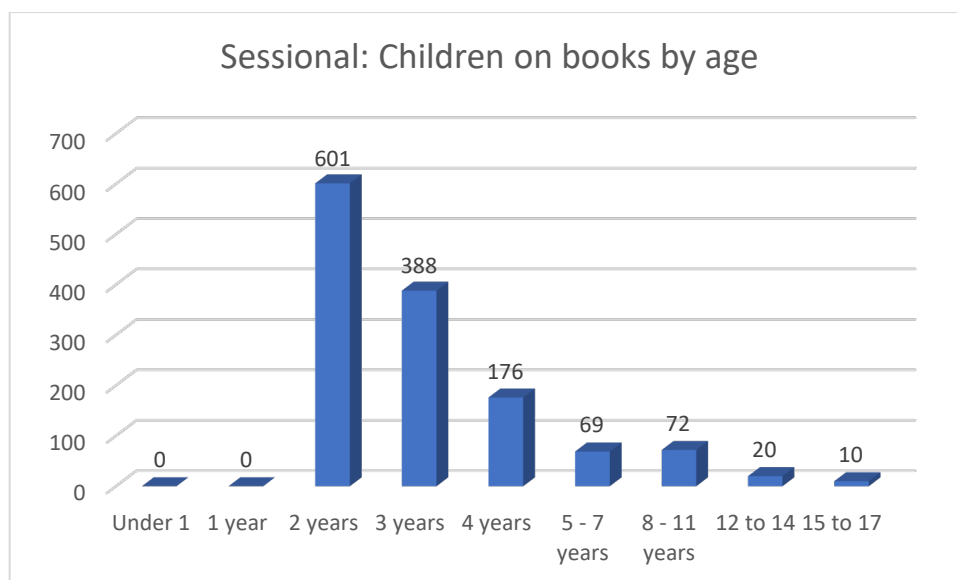
- There are 9 sessional day care providers in Cardiff North, 8 in Cardiff South West and Cardiff West. There are over 200 sessional day care places provided in each of these NPAs, with over 100 in Cardiff East (7 settings) and Cardiff South East (5 settings).

Sessional day care: children on the books by age

Table: Sessional day care: children on the books by age

| Age          | Number of children |
|--------------|--------------------|
| Under 1      | 0                  |
| 1 year       | 0                  |
| 2 years      | 601                |
| 3 years      | 388                |
| 4 years      | 176                |
| 5 - 7 years  | 69                 |
| 8 - 11 years | 72                 |
| 12 to 14     | 20                 |
| 15 to 17     | 10                 |

Chart: Sessional day care: children on the books by age

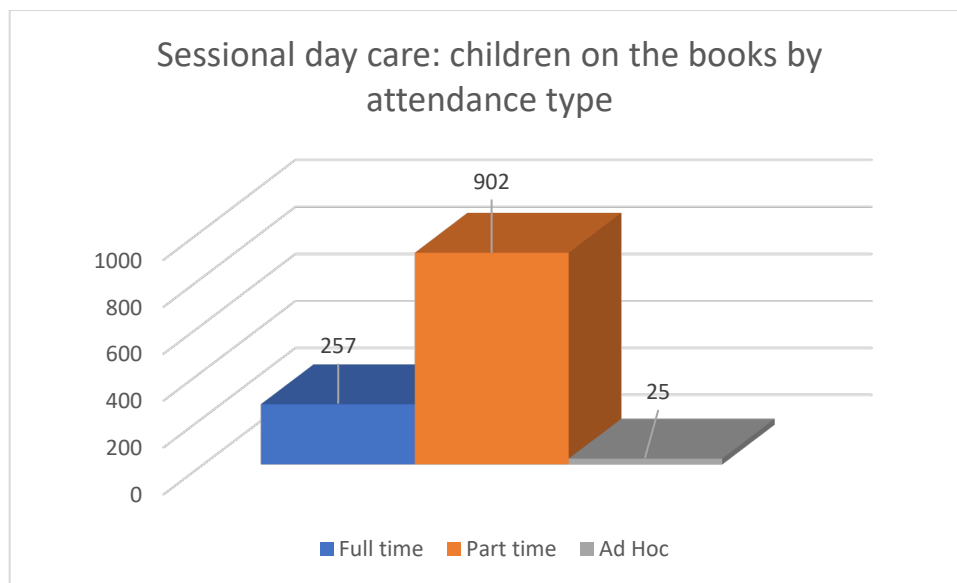


Sessional day care: children on the books by attendance type

Table: Sessional day care: children on the books by attendance type

|           |     |
|-----------|-----|
| Full time | 257 |
| Part time | 902 |
| Ad Hoc    | 25  |

Chart: Sessional day care: children on the books by attendance type



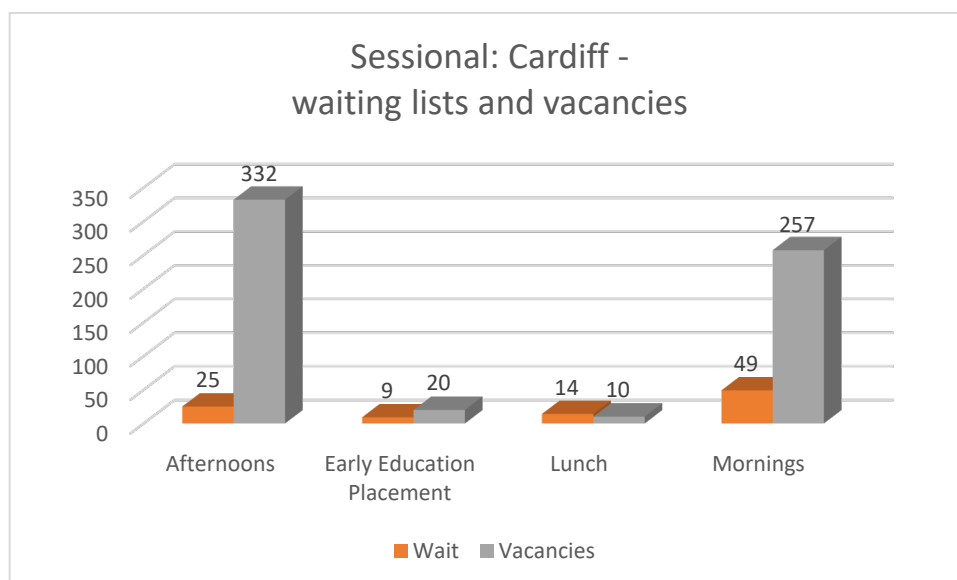
- The majority of children using sessional day care (989 of the 1336 reported by age) are aged 2 or 3 years.
- The majority of children (902 of the 1184 children reported by attendance type) attend on a part time basis.

Sessional daycare: Cardiff – waiting lists and vacancies

Table: Sessional daycare: Cardiff – waiting lists and vacancies

| Sessional Care            | Wait      | Vacancies  |
|---------------------------|-----------|------------|
| Afternoons                | 25        | 332        |
| Early Education Placement | 9         | 20         |
| Lunch                     | 14        | 10         |
| Mornings                  | 49        | 257        |
| <b>Total</b>              | <b>97</b> | <b>619</b> |

Chart: Sessional daycare: Cardiff – waiting lists and vacancies



- Overall there are more vacancies across sessional day care (619) than there are children on waiting lists (97) for all services except for lunch, where data indicates there are 14 children on an immediate waiting list and only 10 vacancies, a net shortfall of 4 places.
- However, there are some services in some NPAs showing a greater number of children waiting for an immediate place than there are vacancies (Mornings and Lunch sessions in Cardiff North; Lunch in Cardiff East; and Early Education Placements in Cardiff South West), as shown in the table below.



Table: Children on waiting list exceed vacant places, by NPA and service.

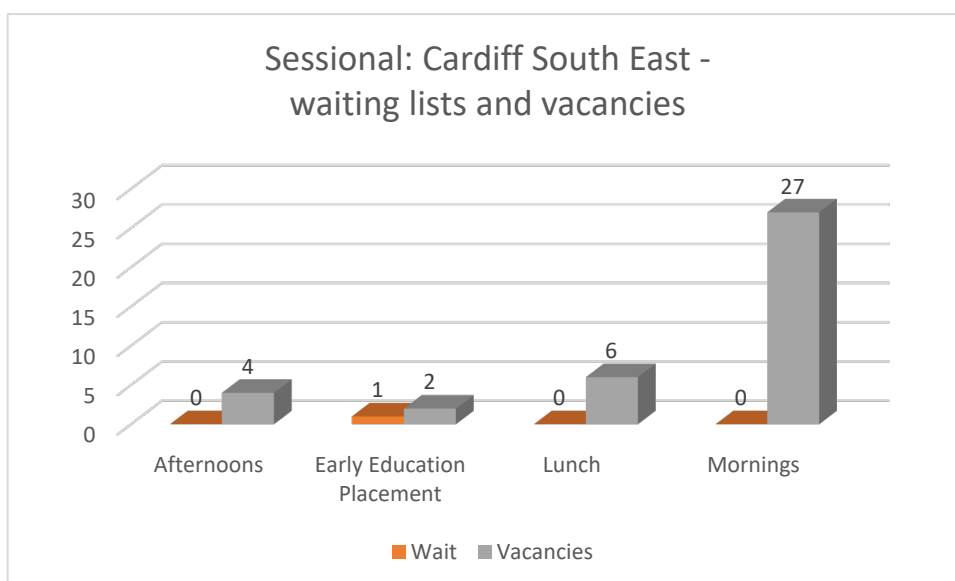
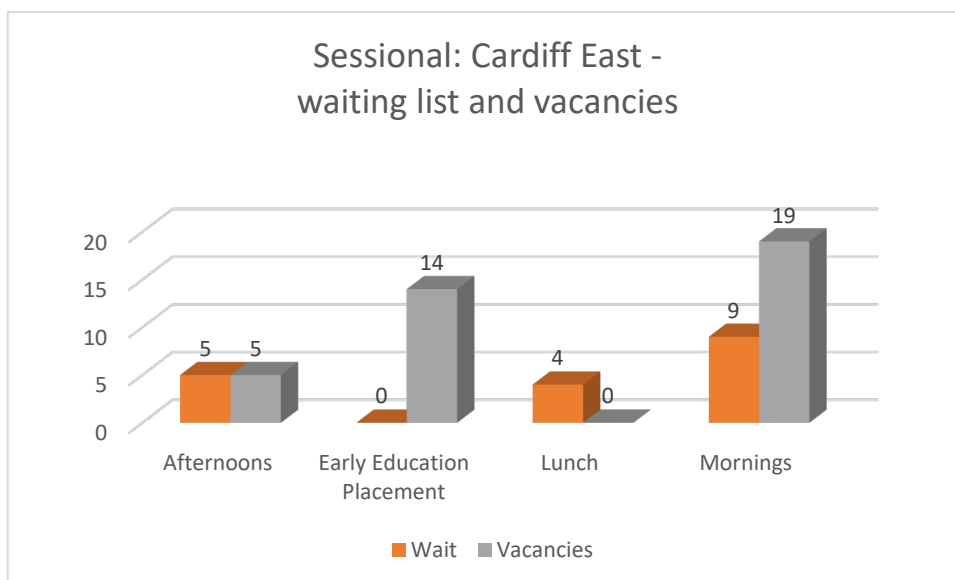
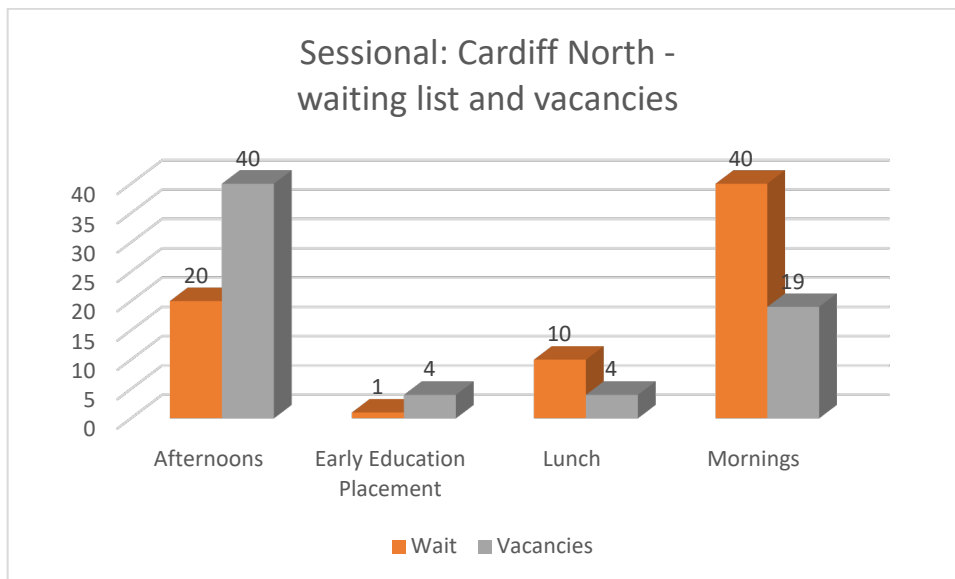
| NPA                | Service         | Children on waiting list for an immediate place | Vacancies | Shortfall |
|--------------------|-----------------|-------------------------------------------------|-----------|-----------|
| Cardiff North      | Mornings        | 40                                              | 19        | 21        |
|                    |                 | 10                                              | 4         | 6         |
| Cardiff East       | Lunch           | 4                                               | 0         | 4         |
| Cardiff South West | Early Education | 7                                               | 0         | 7         |
| <b>Totals</b>      |                 | <b>61</b>                                       | <b>23</b> | <b>38</b> |

- It is not clear whether the shortfall figure is accurate.
- Respondents may not have followed guidance to only include children waiting for an immediate place (demand above capacity) as opposed to children waiting for a place that is age related.
- Education have confirmed that no children are awaiting an immediate early education placement
- Children may be attending a setting whilst on the waiting list for an immediate place at another setting or settings. Therefore, the number of children waiting for an immediate place may not indicate demand above capacity but reflect parental preference.
- Further data in relation to Welsh Language provision is included in chapter 10, Welsh medium and WESP

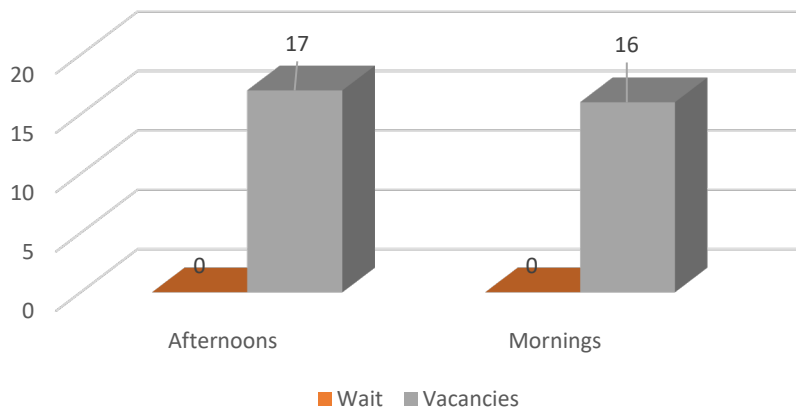
**Action: Investigate potential demand for Mornings and Lunch provision in Cardiff North.**

Table: sessional day care; by NPA – waiting lists and services

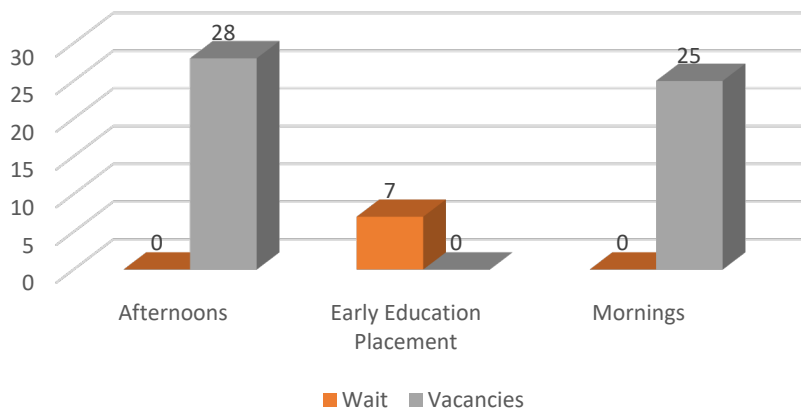
| Sessional Care            | Cardiff North |           | Cardiff East |           | Cardiff South East |           | City & Cardiff South |           | Cardiff South West |           | Cardiff West |           |
|---------------------------|---------------|-----------|--------------|-----------|--------------------|-----------|----------------------|-----------|--------------------|-----------|--------------|-----------|
|                           | Wait          | Vacancies | Wait         | Vacancies | Wait               | Vacancies | Wait                 | Vacancies | Wait               | Vacancies | Wait         | Vacancies |
| Afternoons                | 20            | 40        | 5            | 5         | 0                  | 4         | 0                    | 17        | 0                  | 28        | 0            | 238       |
| Early Education Placement | 1             | 4         | 0            | 14        | 1                  | 2         | 0                    | 0         | 7                  | 0         | 0            | 0         |
| Lunch                     | 10            | 4         | 4            | 0         | 0                  | 6         | 0                    | 0         | 0                  | 0         | 0            | 0         |
| Mornings                  | 40            | 19        | 9            | 19        | 0                  | 27        | 0                    | 16        | 0                  | 25        | 0            | 151       |



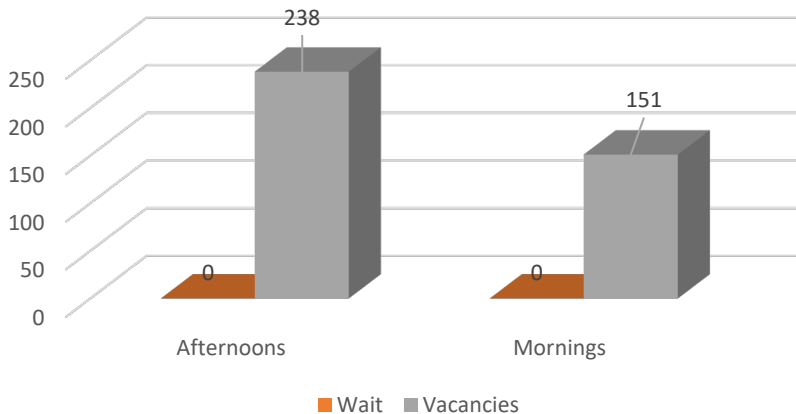
### Sessional: City & Cardiff South - waiting lists and vacancies



### Sessional: Cardiff South West - waiting lists and vacancies



### Sessional: Cardiff West - waiting lists and vacancies

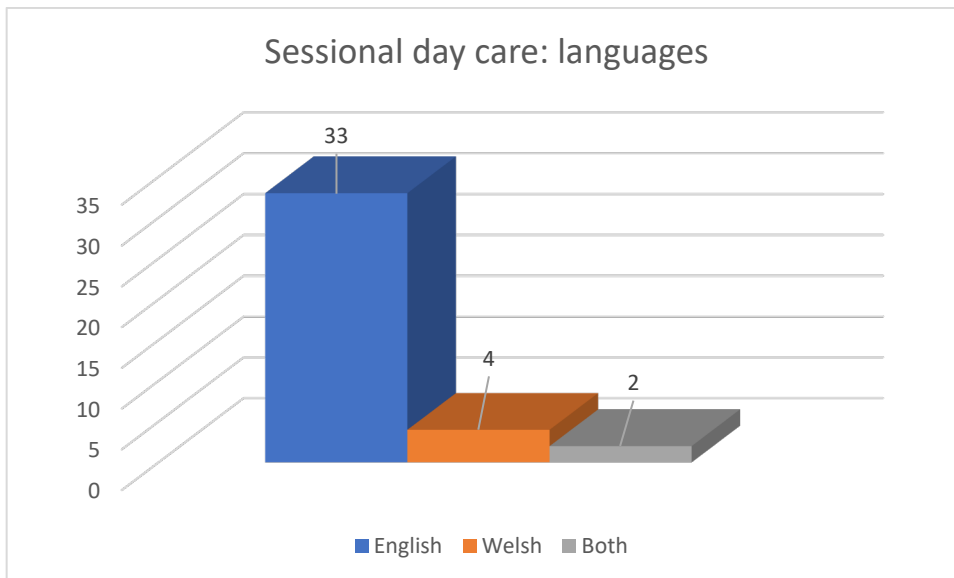


Sessional day care: languages

Table: Sessional day care: languages

|         |    |
|---------|----|
| English | 33 |
| Welsh   | 4  |
| Both    | 2  |

Chart: Sessional day care: languages

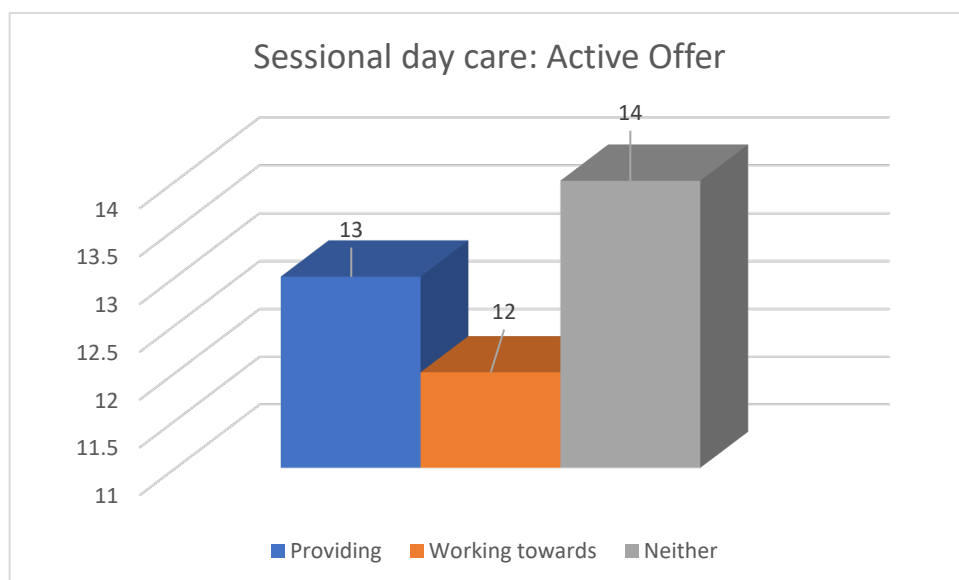


### Sessional day care: Active Offer

Table: Sessional day care: Active Offer

|                 |    |
|-----------------|----|
| Providing       | 13 |
| Working towards | 12 |
| Neither         | 14 |

Chart: Sessional day care: Active Offer



### Sessional daycare: other languages

Table: Sessional daycare: other languages

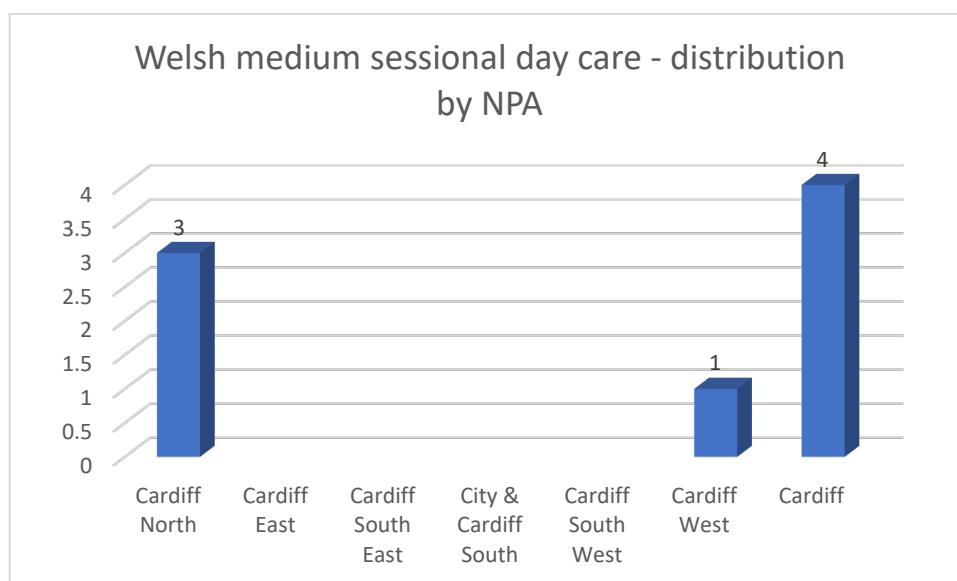
|                                |    |
|--------------------------------|----|
| Welsh                          | 13 |
| English                        | 1  |
| Polish / Welsh                 | 2  |
| Greek / Italian / Urdu / Welsh | 1  |
| Chinese / Welsh                | 1  |

### Sessional day care: Welsh language – distribution by NPA

Table: Sessional day care: Welsh language – distribution by NPA

|           | Cardiff North | Cardiff East | Cardiff South East | City & Cardiff South | Cardiff South West | Cardiff West | Cardiff |
|-----------|---------------|--------------|--------------------|----------------------|--------------------|--------------|---------|
| Sessional | 3             |              |                    |                      |                    | 1            | 4       |

Chart: Sessional day care: Welsh language – distribution by NPA



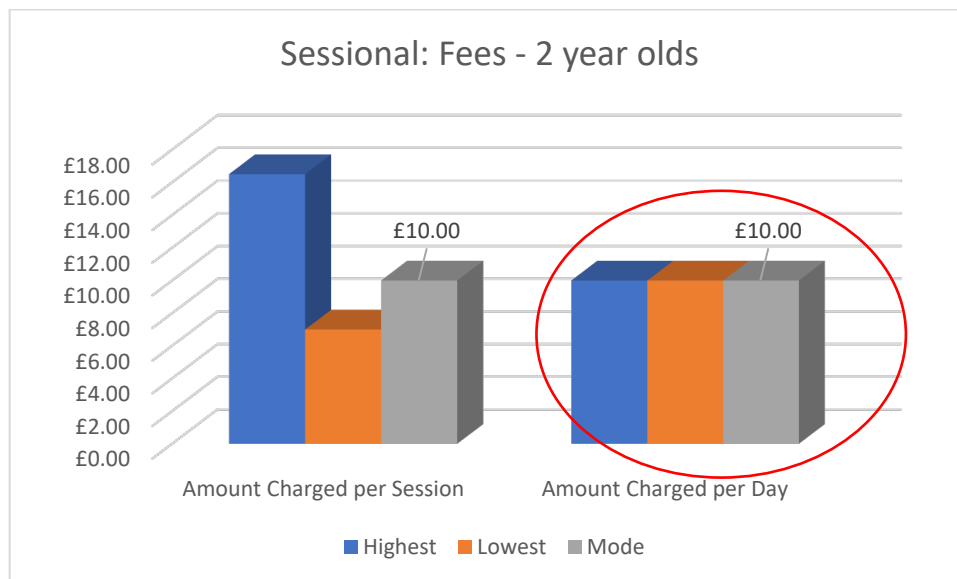
- There are a total of 4 Welsh medium sessional day care providers, with 3 in Cardiff North and one in Cardiff West.
- 13 providers deliver the Active Offer, and 12 are working towards deliver of the Active Offer.

Sessional day care – fees by age

Table: Sessional day care – fees; 2 year olds

| 2 year olds | Amount Charged per Hour | Amount Charged per Session | Amount Charged per Day | Amount Charged per Week | Amount Charged per Term |
|-------------|-------------------------|----------------------------|------------------------|-------------------------|-------------------------|
| Highest     | -                       | £16.50                     | £10.00                 | -                       | -                       |
| Lowest      | -                       | £7.00                      | £10.00                 | -                       | -                       |
| Mode        | -                       | £10.00                     | £10.00                 | -                       | -                       |

Chart: Sessional day care – fees; 2 year olds

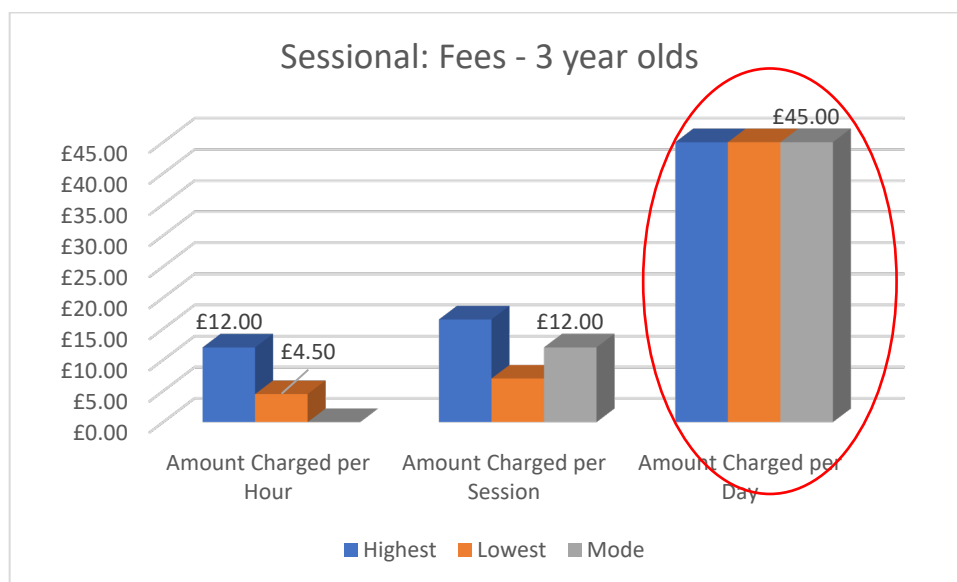


- It is unclear if respondents have used the terms 'session' and 'day' interchangeably

Table: Sessional day care – fees; 3 year olds

| 3 year olds | Amount Charged per Hour | Amount Charged per Session | Amount Charged per Day |
|-------------|-------------------------|----------------------------|------------------------|
| Highest     | £12.00                  | £16.50                     | £45.00                 |
| Lowest      | £4.50                   | £7.00                      | £45.00                 |
| Mode        | N/A                     | £12.00                     | £45.00                 |

Chart: Sessional day care – fees; 3 year olds



- It is not clear what the day rate refers to, as sessional providers do not provide full day care. It is possible that respondents have used the terms 'session' and 'day' interchangeably

Table: Sessional day care – fees; 4 year olds

| 4 year olds | Amount Charged per Hour | Amount Charged per Session | Amount Charged per Day | Amount Charged per Week | Amount Charged per Term |
|-------------|-------------------------|----------------------------|------------------------|-------------------------|-------------------------|
| Highest     | £9.00                   | £16.50                     | £45.00                 | -                       | -                       |
| Lowest      | £4.50                   | £7.00                      | £45.00                 | -                       | -                       |
| Mode        | N/A                     | £12.00                     | £45.00                 | -                       | -                       |



Chart: Sessional day care – fees; 4 year olds

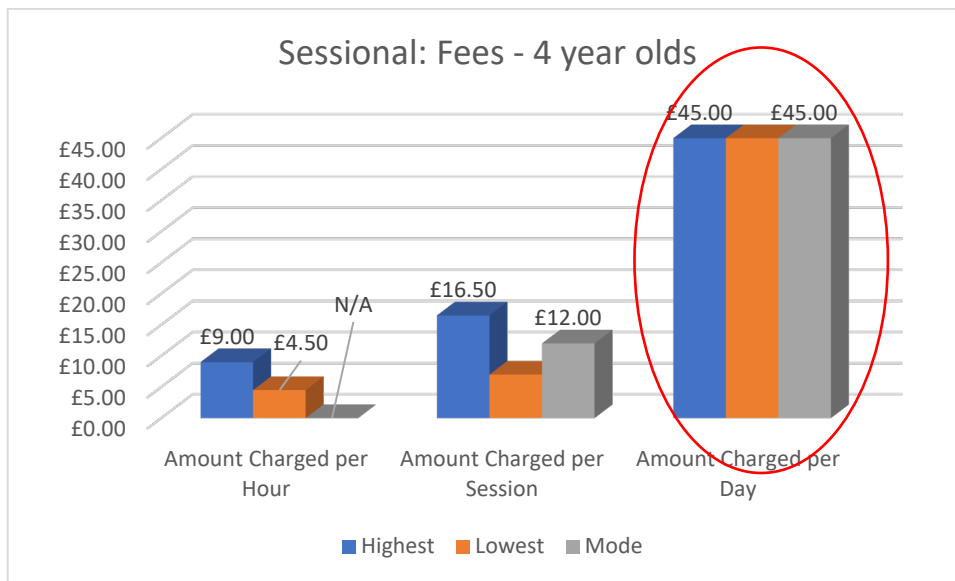
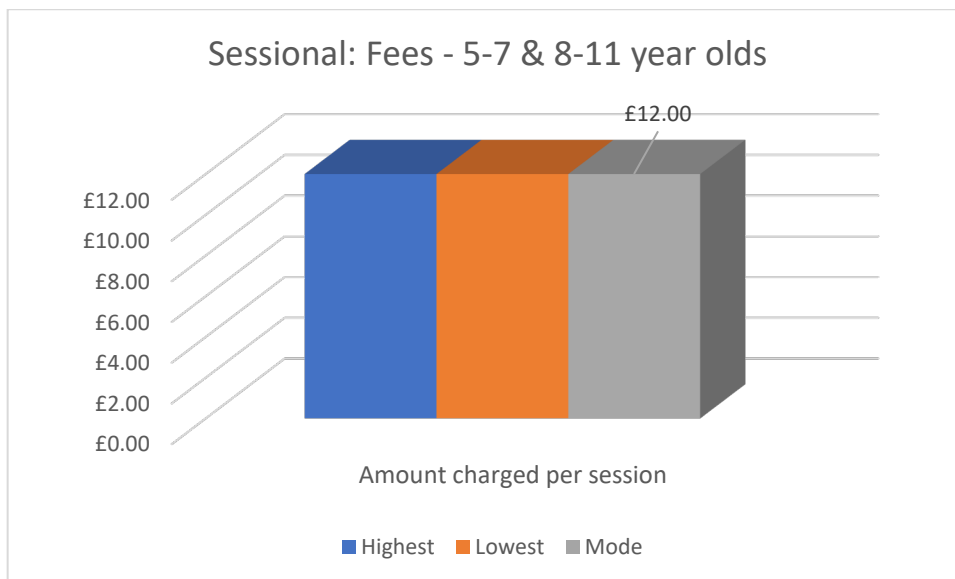


Table: Sessional day care – fees; 5-7 & 8-11 year olds

|             | Amount Charged per Hour | Amount Charged per Session | Amount Charged per Day | Amount Charged per Week | Amount Charged per Term |
|-------------|-------------------------|----------------------------|------------------------|-------------------------|-------------------------|
| 4 year olds |                         |                            |                        |                         |                         |
| Highest     | -                       | £12.00                     | -                      | -                       | -                       |
| Lowest      | -                       | £12.00                     | -                      | -                       | -                       |
| Mode        | -                       | £12.00                     | -                      | -                       | -                       |

Chart: Sessional day care – fees; 5-7 & 8-11 year olds



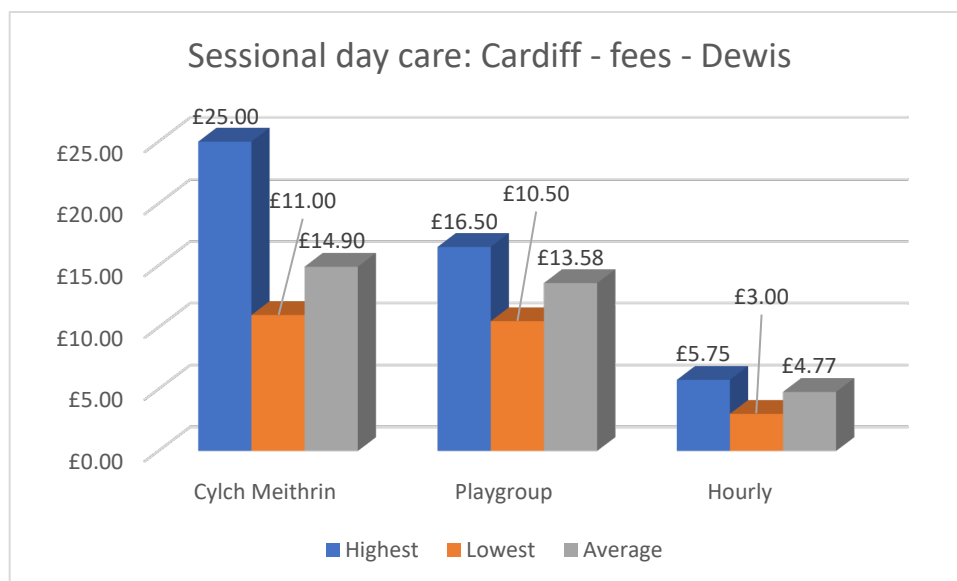
NB: Although responses indicated children aged 12 - 14 and 15-17 were on sessional day care providers' books, no fees information was submitted

Sessional daycare: Cardiff - fees as per Dewis records

Table: Sessional daycare: Cardiff - fees as per Dewis records

| Sessional      | Highest | Lowest | Average |
|----------------|---------|--------|---------|
| Cylch Meithrin | £25.00  | £11.00 | £14.90  |
| Playgroup      | £16.50  | £10.50 | £13.58  |
| Hourly         | £5.75   | £3.00  | £4.77   |

Chart: Sessional daycare: Cardiff - fees as per Dewis records



- The modal sessional fees for 3 and 4 year olds reported via SASS (£12.00) was lower than the average reported via Dewis for both playgroups (£13.58) and Cylchoedd Meithrin (14.90)

Sessional care: Opening times and atypical hours

Table: Sessional care: Opening times and atypical hours

|           | Earliest opening time | Latest opening time | Earliest closing time | Latest closing time | Number of settings open before 8 am | Number of settings open after 6 pm |
|-----------|-----------------------|---------------------|-----------------------|---------------------|-------------------------------------|------------------------------------|
| Monday    | 7.45                  | 11.30               | 11.30                 | 15.45               | 1                                   | 0                                  |
| Tuesday   | 7.45                  | 11.30               | 11.30                 | 15.45               | 1                                   | 0                                  |
| Wednesday | 7.45                  | 11.30               | 11.30                 | 16.00               | 1                                   | 0                                  |
| Thursday  | 7.45                  | 11.30               | 11.30                 | 15.45               | 1                                   | 0                                  |
| Friday    | 7.45                  | 11.30               | 11.30                 | 16.00               | 1                                   | 0                                  |
| Saturday  | 9.15                  | 9.15                | 12.15                 | 12.15               | 0                                   | 0                                  |
| Sunday    | 9.15                  | 9.15                | 12.15                 | 12.15               | 0                                   | 0                                  |

Chart: Sessional care: Opening times and atypical hours

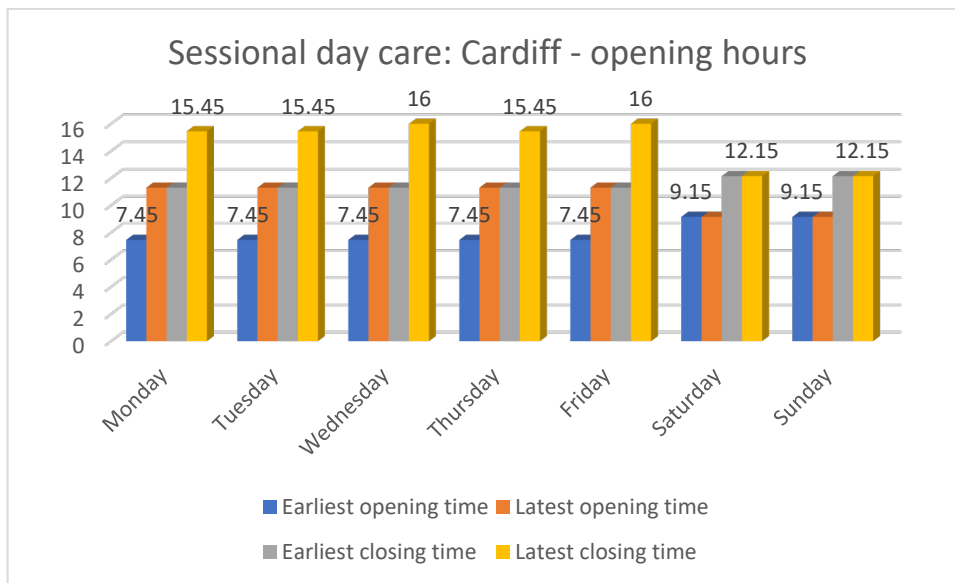
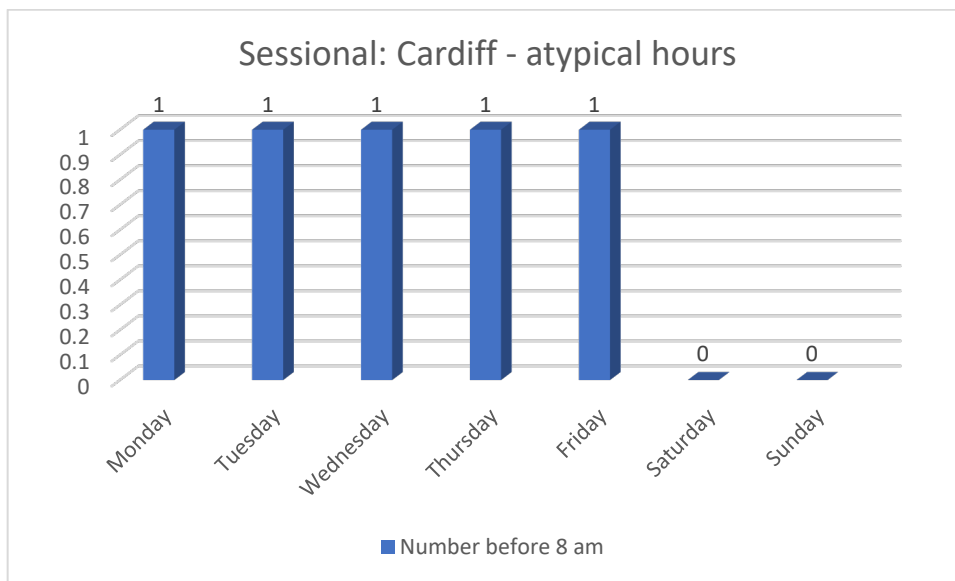


Chart: Sessional day care – settings opening atypical hours



- By the nature of their provision, it was not expected that large numbers of sessional day care settings would provide for atypical hours. One setting in Cardiff West opens before 8.00 am.

## Holidays

Table: Sessional day care: Holiday operation – holidays open

|                   | Yes | No | Don't know |
|-------------------|-----|----|------------|
| Summer            | 2   | 1  | 0          |
| October half term | 1   | 1  | 0          |
| Christmas         | 0   | 2  | 0          |
| Feb half term     | 1   | 1  | 0          |
| Easter            | 1   | 1  | 0          |
| May half term     | 1   | 1  | 0          |

Chart: Sessional day care: holiday operation – holidays open

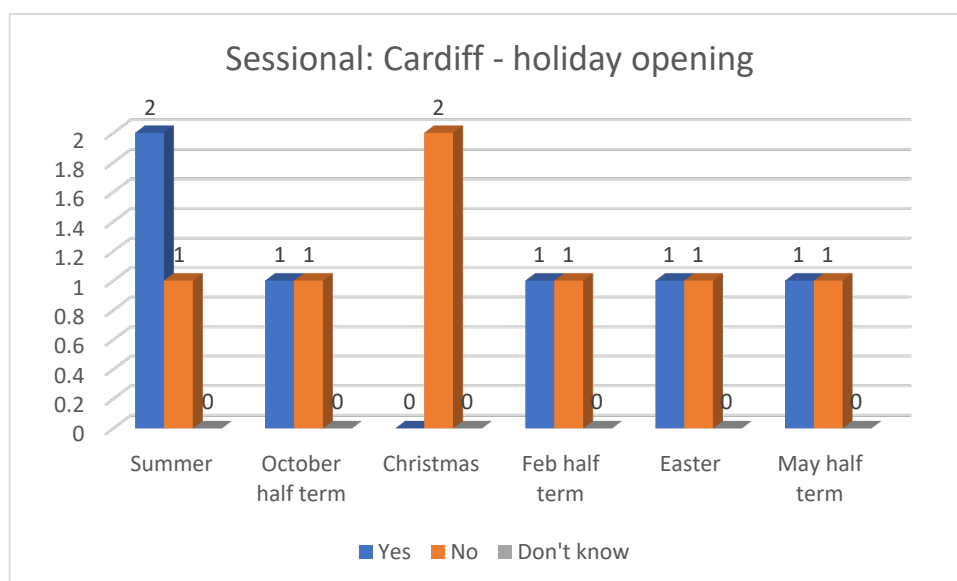
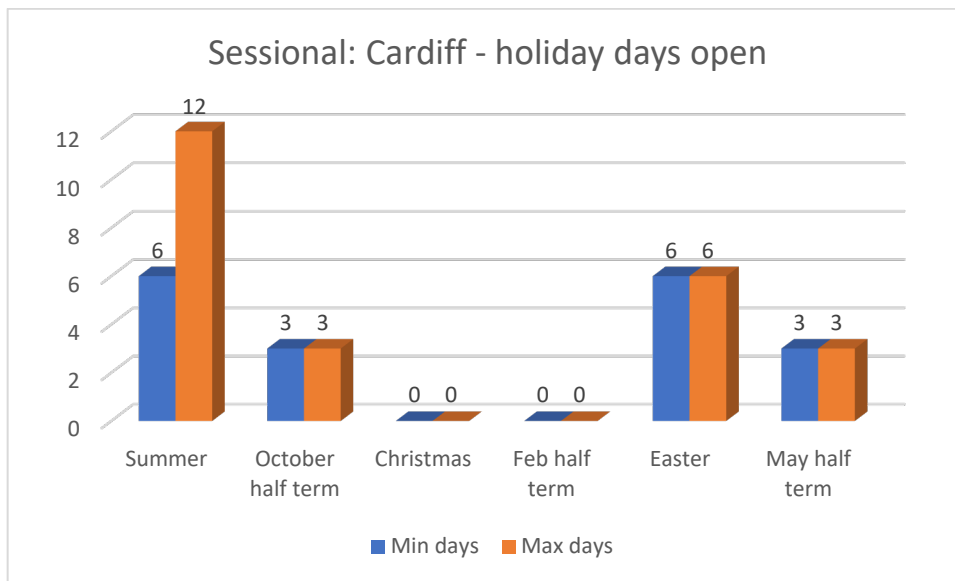


Table: Sessional day care: holidays – holiday days open

|                   | Minimum days open days | Maximum days open days |
|-------------------|------------------------|------------------------|
| Summer            | 6                      | 12                     |
| October half term | 3                      | 3                      |
| Christmas         | 0                      | 0                      |
| Feb half term     | 0                      | 0                      |
| Easter            | 6                      | 6                      |
| May half term     | 3                      | 3                      |

Chart: Sessional day care: holidays – holiday days open

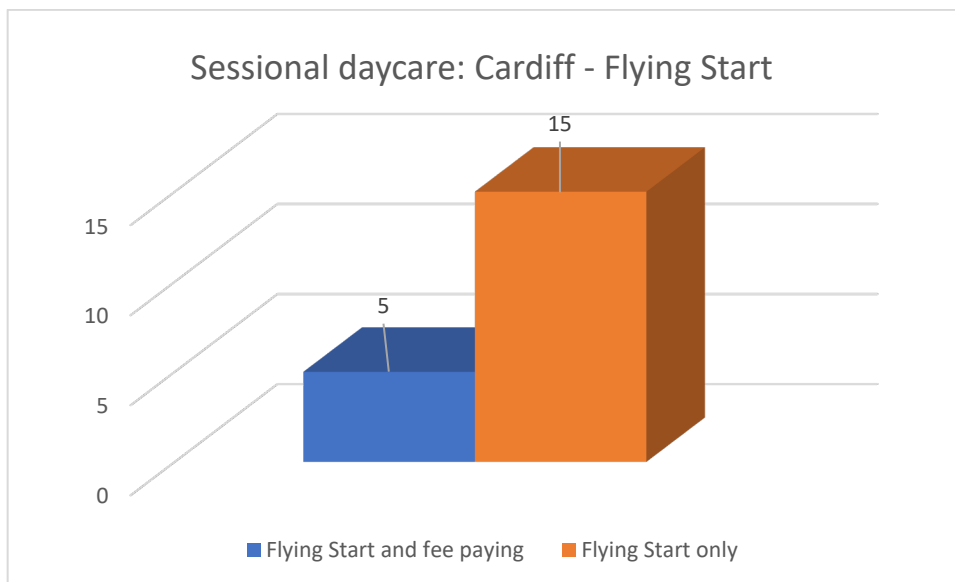


Sessional day care – Flying Start

Table: Sessional day care – Flying Start

|                             |    |
|-----------------------------|----|
| Flying Start and fee paying | 5  |
| Flying Start only           | 15 |

Chart: Sessional day care – Flying Start

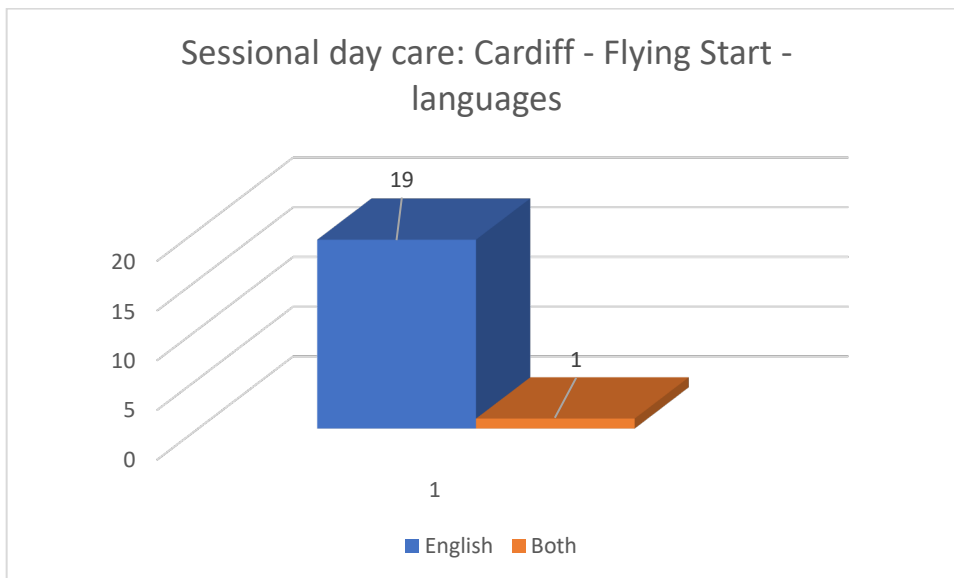


Sessional day care: Flying Start - languages

Table: Sessional day care – Flying Start - languages

|         |    |
|---------|----|
| English | 19 |
| Both    | 1  |

Chart: Sessional day care – Flying Start - languages

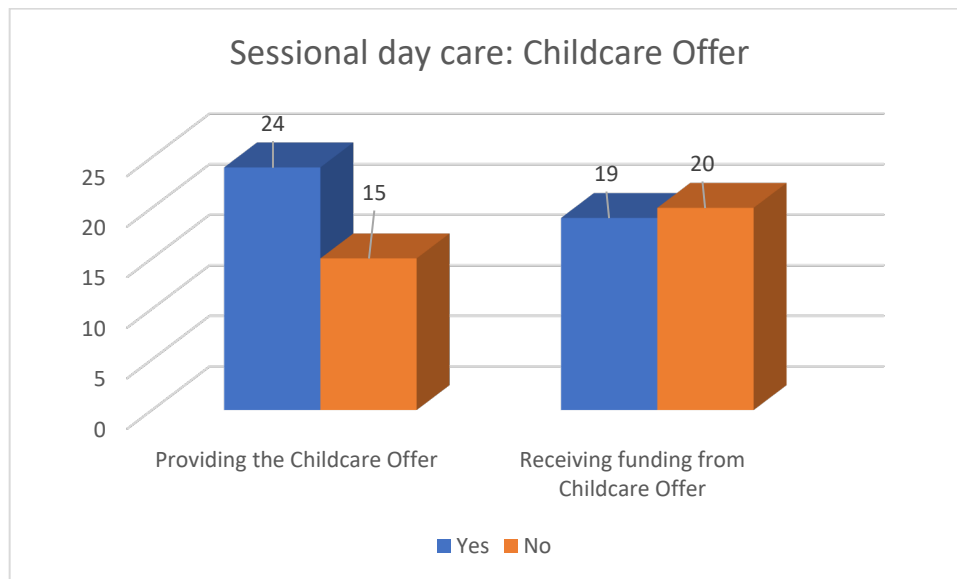


Sessional day care: Childcare Offer

Table: Sessional day care: Childcare Offer

|                                               | Yes | No |
|-----------------------------------------------|-----|----|
| <b>Providing the Childcare Offer</b>          | 24  | 15 |
| <b>Receiving funding from Childcare Offer</b> | 19  | 20 |

Chart: Sessional day care: Childcare Offer

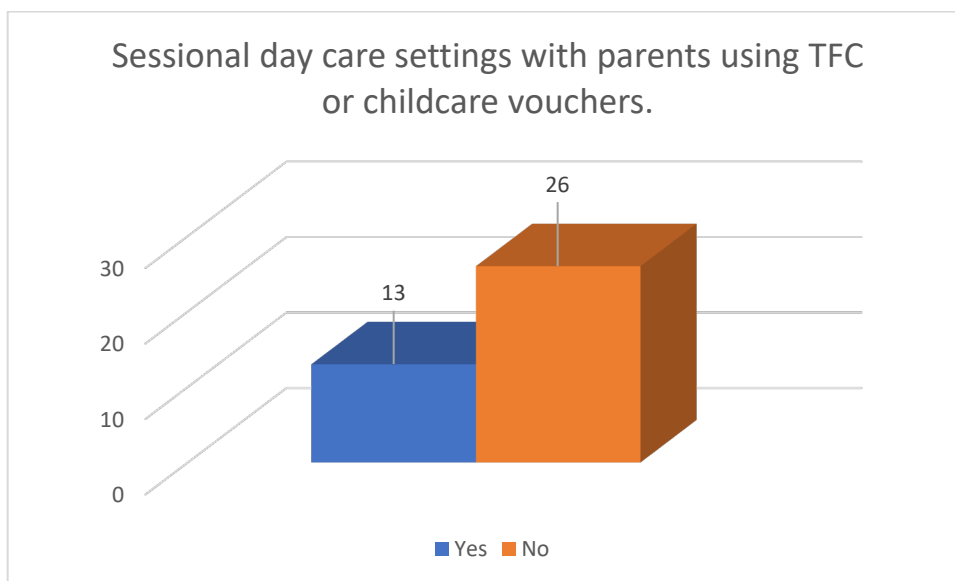


Sessional day care: Tax Free Childcare or childcare vouchers

Table: Sessional daycare settings with parents using Tax Free Childcare or childcare vouchers.

| <b>Sessional day care settings with parents using Tax Free Childcare or childcare vouchers</b> |    |
|------------------------------------------------------------------------------------------------|----|
| Yes                                                                                            | 13 |
| No                                                                                             | 26 |

Chart: Sessional day care settings with parents using Tax Free Childcare or childcare vouchers.



- **Encourage more setting, initially targeting sessional day care, to sign up to provide Tax Free Childcare and/or accept Childcare Vouchers. Only 13 (33.3%) of sessional day care providers are currently signed up, the lowest proportion of any provider type.**

#### Sessional day care: Early Education

Table: Number of settings self-reporting being funded to provide 'early years part time education' vs. self-reporting children funded for Early Education Placements vs. funded by Education (Education department data)

|                                                                                                     |    |
|-----------------------------------------------------------------------------------------------------|----|
| Self-reporting being funded to provide 'early years part time education'/Early Education Placements | 4  |
| Self-reporting children funded for Early Education Placements                                       | 11 |
| Registered with the Education department to provide Early Education Placements                      | 4  |
| Funded by Education (Education department data)                                                     | 4  |



## Strengths and weaknesses

- There are 9 sessional day care providers in Cardiff North, 8 in Cardiff South West and Cardiff West. There are over 200 sessional day care places provided in each of these NPAs, with over 100 in Cardiff East (7 settings, 173 places) and Cardiff South East (5 settings, 148 places).
- City and Cardiff South has the fewest settings and places (2 setting, 64 places)
- Overall there are more vacancies across sessional day care (619) than there are children on waiting lists (97) for all services except for lunch, where data indicates there are 14 children on an immediate waiting list and only 10 vacancies, a net shortfall of 4 places.
- However, there are some services in some NPAs showing a greater number of children waiting for an immediate place than there are vacancies (Mornings and Lunch sessions in Cardiff North; Lunch in Cardiff East; and Early Education Placements in Cardiff South West. However, Education have noted that this last data is incorrect, and there are no children waiting for an immediate Early Education place)

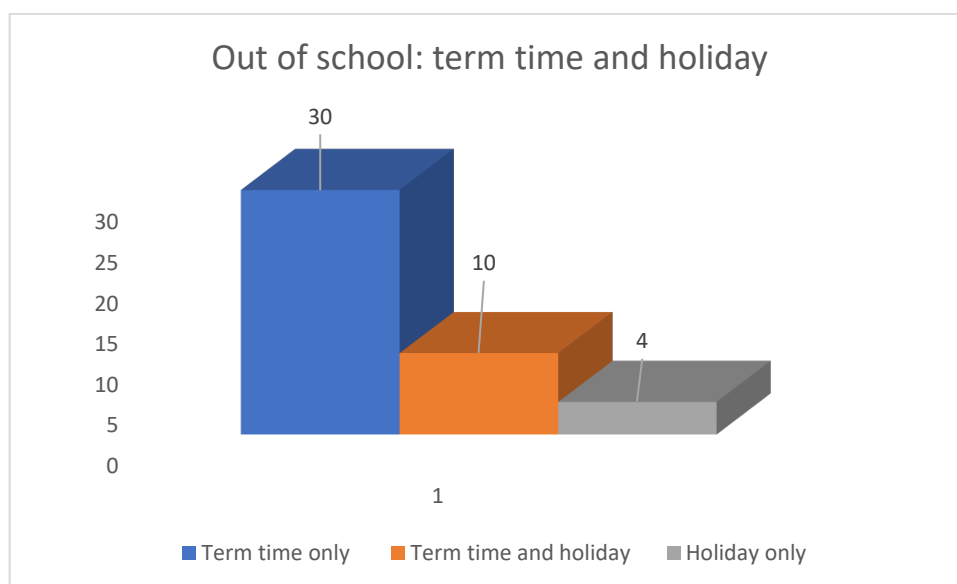
## 7.4. Out of school

The following data tables and charts are based on data collected via SASS

*Table: Out of school headline data*

|                                                                                 |            |                              |      |
|---------------------------------------------------------------------------------|------------|------------------------------|------|
| <b>Number of Registered Settings</b>                                            | 44         | Term time only               | 30   |
|                                                                                 |            | Term time and holiday        | 10   |
|                                                                                 |            | Holiday only                 | 4    |
| <b>Number of Registered Places</b>                                              | 2272       |                              |      |
| <b>Number of children on books by age</b>                                       | 2757       |                              |      |
| <b>Number of children by attendance</b>                                         | 2590       | Full time                    | 176  |
|                                                                                 |            | Part time                    | 1862 |
|                                                                                 |            | Ad hoc                       | 552  |
| <b>Main Language of setting</b>                                                 |            |                              |      |
| English/Both                                                                    | 37(2)      |                              |      |
| Welsh                                                                           | 5          | Provide Active Offer         | 5    |
|                                                                                 |            | Working towards Active Offer | 4    |
| <b>Flying Start provision</b>                                                   |            |                              |      |
| Flying Start and fee paying                                                     | 1          |                              |      |
| Flying Start only                                                               | 0          |                              |      |
| <b>Number Providing Childcare Offer<br/>(Number Funded via Childcare Offer)</b> | 19<br>(10) |                              |      |
| <b>Number Offering Tax Free Childcare or<br/>Vouchers</b>                       | 39         |                              |      |

Chart: Out of school: term time and holidays



- The majority of out of school operates term time only (30)

Table: Out of school settings by NPA

|              | Cardiff North | Cardiff East | Cardiff South East | City & Cardiff South | Cardiff South West | Cardiff West | Total |
|--------------|---------------|--------------|--------------------|----------------------|--------------------|--------------|-------|
| <b>Total</b> | 16            | 1            | 5                  | 2                    | 6                  | 14           | 44    |

Chart: Out of school settings by NPA

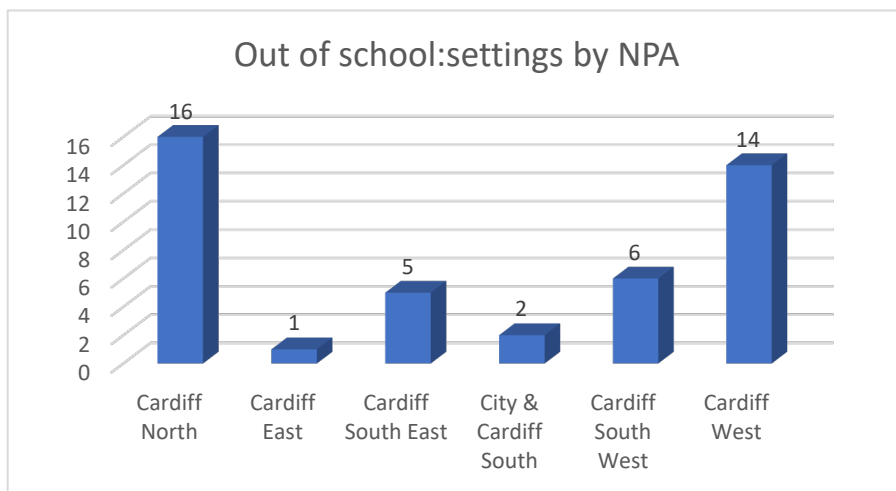
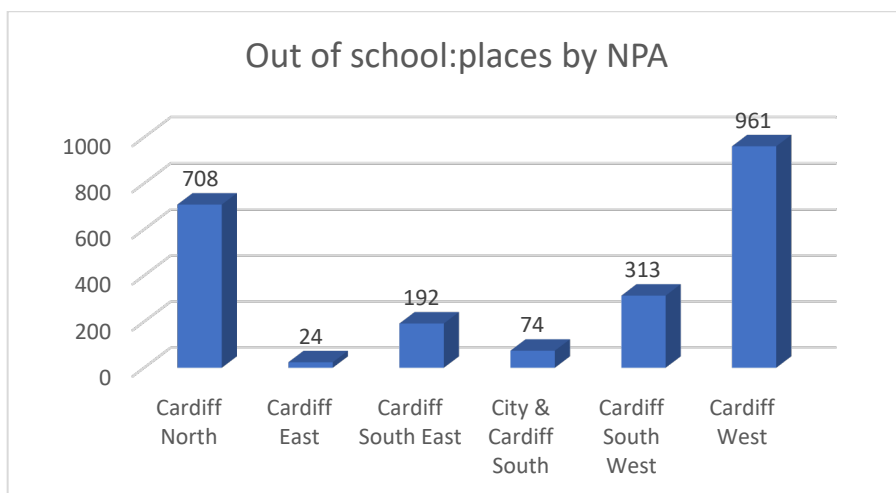


Table: Out of school places by NPA

|              | Cardiff North | Cardiff East | Cardiff South East | City & Cardiff South | Cardiff South West | Cardiff West | Total |
|--------------|---------------|--------------|--------------------|----------------------|--------------------|--------------|-------|
| <b>Total</b> | 708           | 24           | 192                | 74                   | 313                | 961          | 2272  |

Chart: Out of school places by NPA



- There are 14 out of school providers in Cardiff North, providing 708 places, and 14 in Cardiff West, providing 961 places.
- However, there is only one in Cardiff East (24 places) and 2 in City and Cardiff South (74 places)

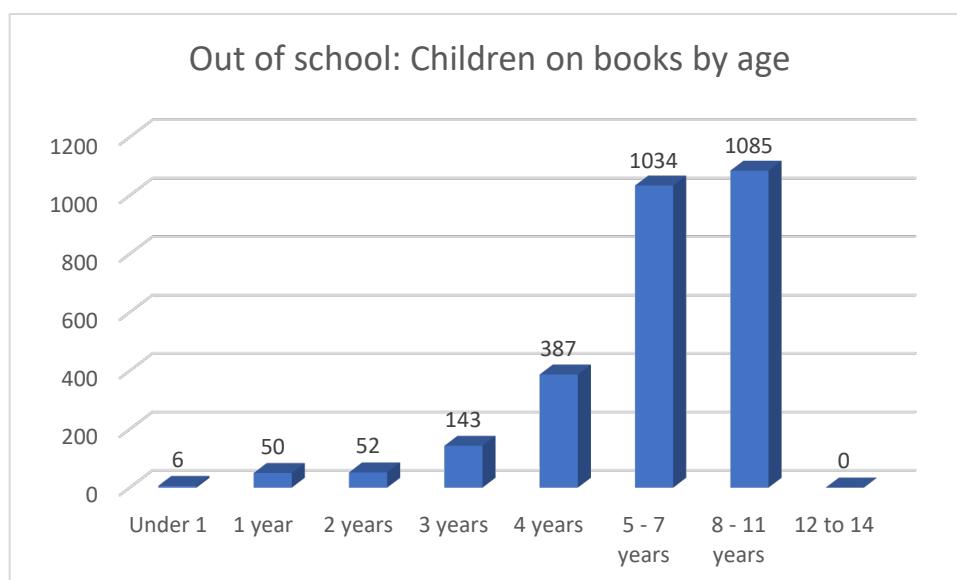
**Action: Identify whether any unmet demand exists for out of school provision in Cardiff East and City and Cardiff South**

Out of school: children on the books by age

Table: Out of school: children on the books by age

| Age          | Number of children |
|--------------|--------------------|
| Under 1      | 6                  |
| 1 year       | 50                 |
| 2 years      | 52                 |
| 3 years      | 143                |
| 4 years      | 387                |
| 5 - 7 years  | 1034               |
| 8 - 11 years | 1085               |
| 12 to 14     | 0                  |

Chart: Out of school: children on the books by age

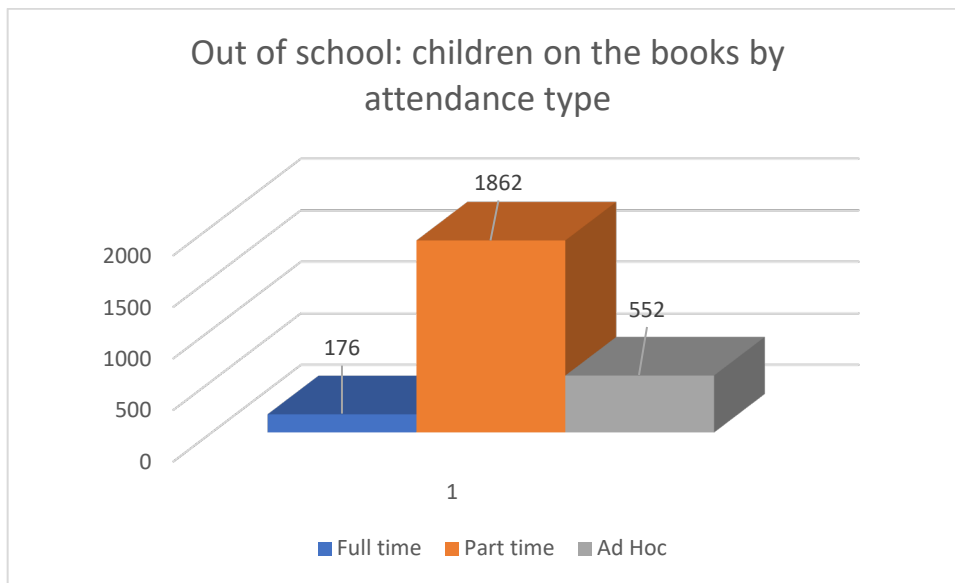


Out of school: children on the books by attendance type

Table: Out of school: children on the books by attendance type

|           |      |
|-----------|------|
| Full time | 176  |
| Part time | 1862 |
| Ad Hoc    | 552  |

Chart: Out of school: children on the books by attendance type



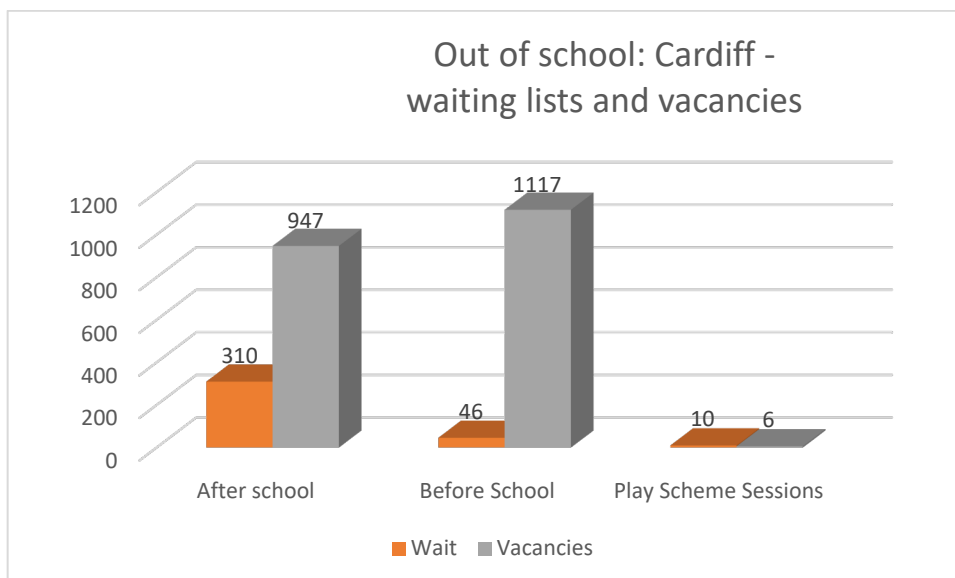
- The majority of the children attending out of school care (2119 of the 2757 children reported by age) are aged 5 – 11.
- The majority of children attend on a part time basis (1862 of the 2590 children reported by attendance type)

Out of school – waiting lists and vacancies

Table: Out of school: Cardiff – waiting lists and vacancies

| Out of school        | Wait | Vacancies |
|----------------------|------|-----------|
| After school         | 310  | 947       |
| Before School        | 46   | 1117      |
| Play Scheme Sessions | 10   | 6         |

Chart: Out of school: Cardiff – waiting lists and vacancies



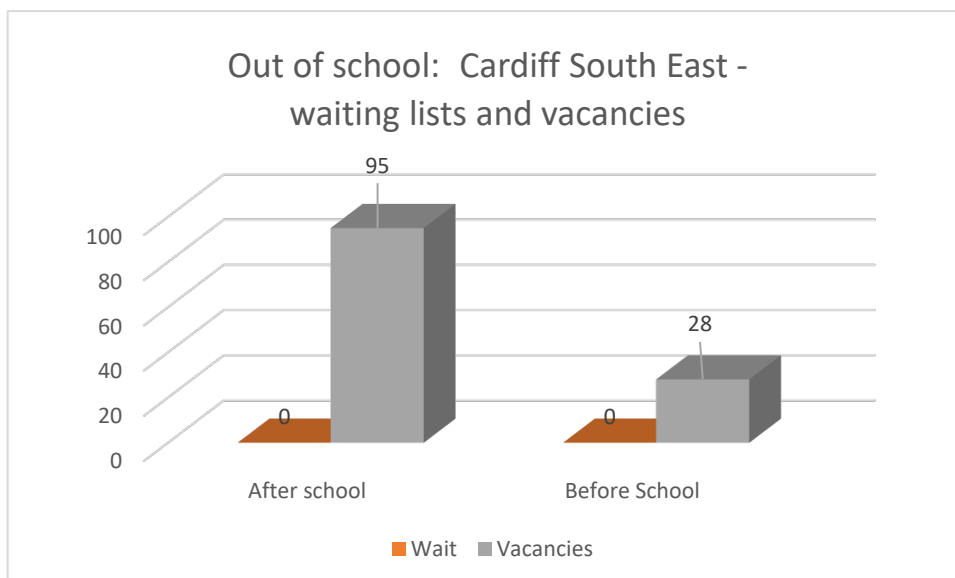
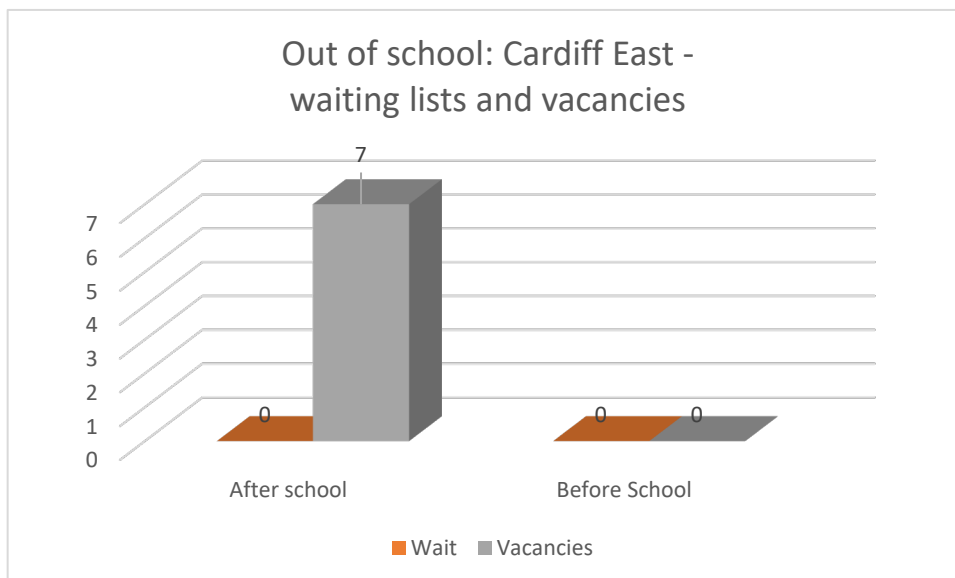
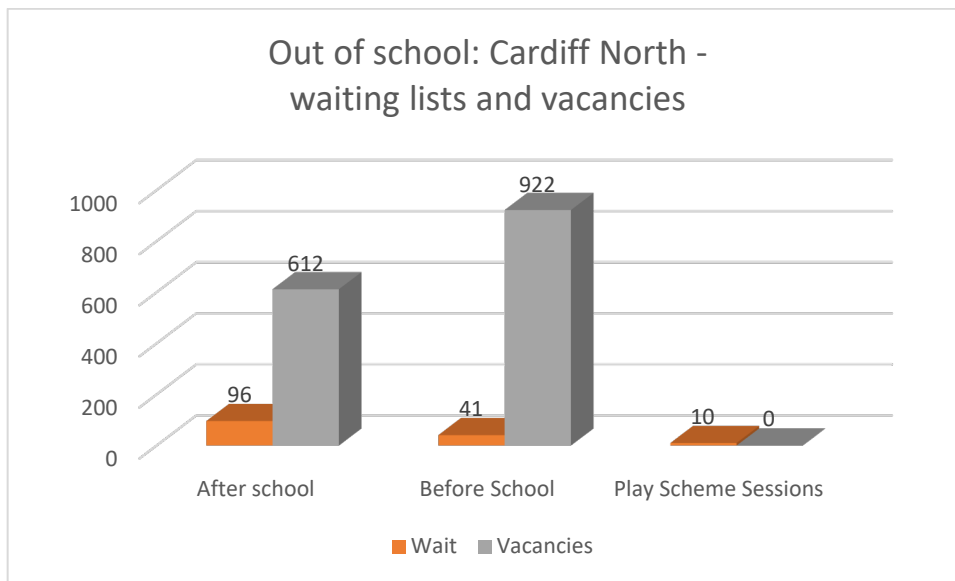
- Overall there are more vacancies across out of school care (2070) than there are children waiting for an immediate place (219) except for a shortfall of 4 places for playscheme sessions (10 children reported on waiting list; 6 vacancies)
- However, in Cardiff South West, the data appears to show a shortfall of 88 after school places (122 children waiting; 34 vacancies). NB: Please also see Welsh language section, as this provider is a Welsh medium setting

**Action: Identify if evidence for unmet Welsh-medium out of school care demand exists in Cardiff South West.**

Table: Out of school – waiting lists and vacancies by NPA

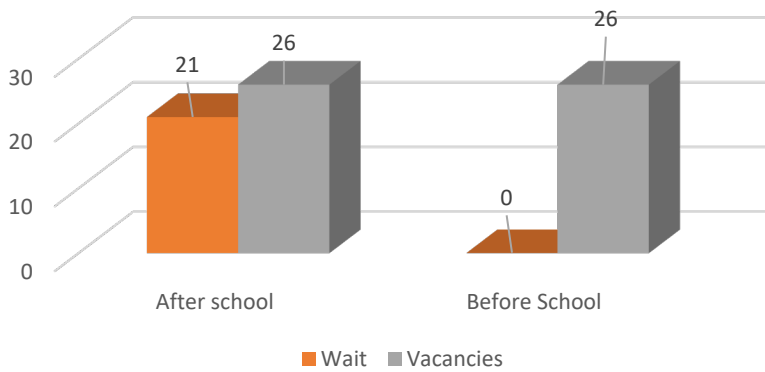
|                      | Cardiff North |           | Cardiff East |           | Cardiff South East |           | City & Cardiff South |           | Cardiff South West |           |
|----------------------|---------------|-----------|--------------|-----------|--------------------|-----------|----------------------|-----------|--------------------|-----------|
|                      | Wait          | Vacancies | Wait         | Vacancies | Wait               | Vacancies | Wait                 | Vacancies | Wait               | Vacancies |
| Out of School        |               |           |              |           |                    |           |                      |           |                    |           |
| After school         | 96            | 612       | 0            | 7         | 0                  | 95        | 21                   | 26        | 122                | 34        |
| Before School        | 41            | 922       | 0            | 0         | 0                  | 28        | 0                    | 26        | 0                  | 0         |
| Play Scheme Sessions | 10            | 0         | 0            | 0         | 0                  | 0         | 0                    | 0         | 0                  | 0         |

Charts: Out of school – waiting lists and vacancies by NPA

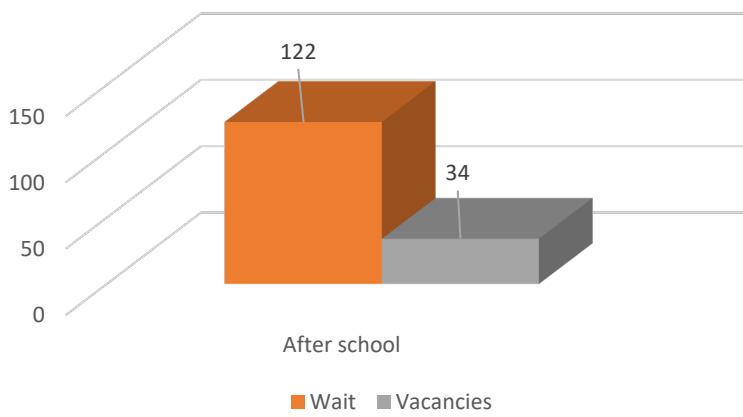




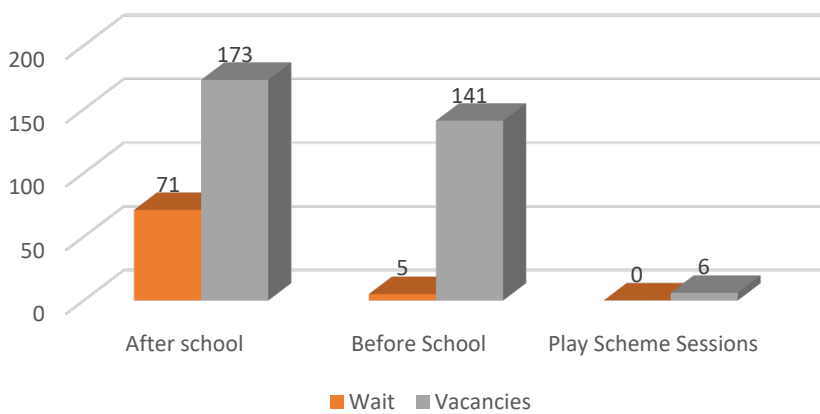
Out of school: City & Cardiff South - waiting lists and vacancies



Out of school: Cardiff South West - waiting lists and vacancies



Out of school: Cardiff West - waiting lists and vacancies

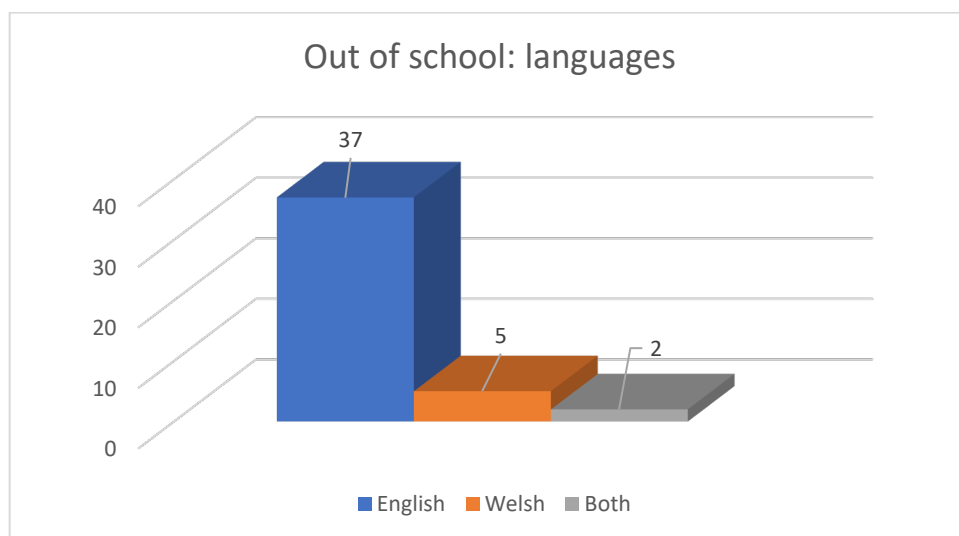


## Out of school: languages

Table: Out of school: languages

|         |    |
|---------|----|
| English | 37 |
| Welsh   | 5  |
| Both    | 2  |
|         |    |

Chart: Out of school: languages

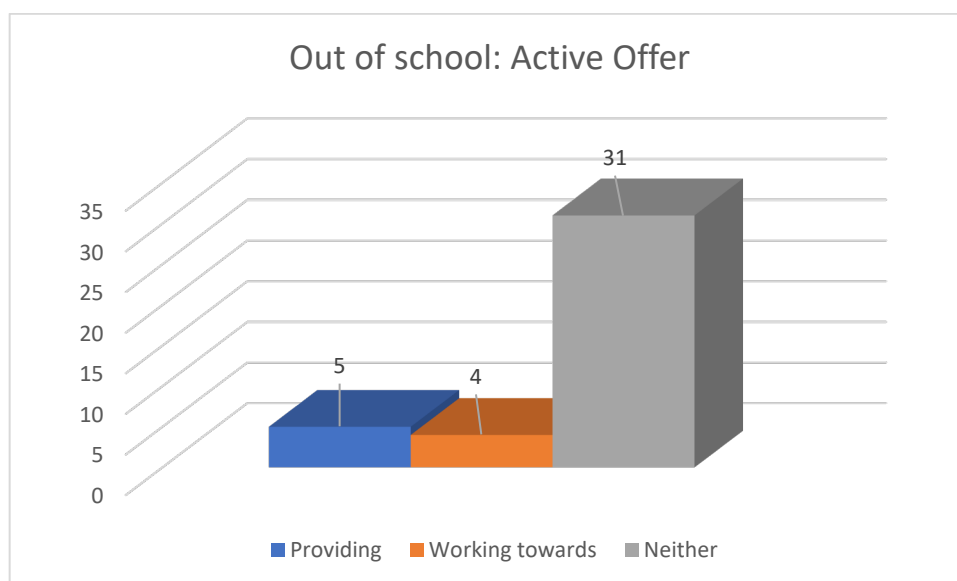


## Out of school: Active Offer

Table: Out of school: Active Offer

|                 |    |
|-----------------|----|
| Providing       | 5  |
| Working towards | 4  |
| Neither         | 31 |

Chart: Out of school: Active Offer



Out of school: other languages

Table: Out of school: other languages

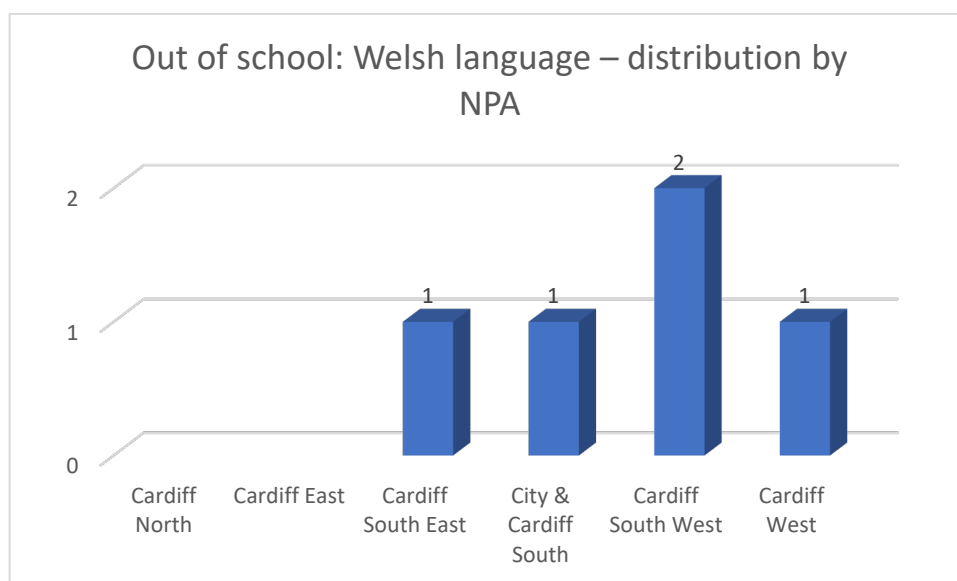
|         |   |
|---------|---|
| Welsh   | 9 |
| English | 2 |

Out of school: Welsh language – distribution by NPA

Table: Out of school: Welsh language – distribution by NPA

|          | Cardiff North | Cardiff East | Cardiff South East | City Cardiff South & | Cardiff South West | Cardiff West | Cardiff |
|----------|---------------|--------------|--------------------|----------------------|--------------------|--------------|---------|
| Settings |               |              | 1                  | 1                    | 2                  | 1            | 5       |

Chart: Out of school: Welsh language – distribution by NPA



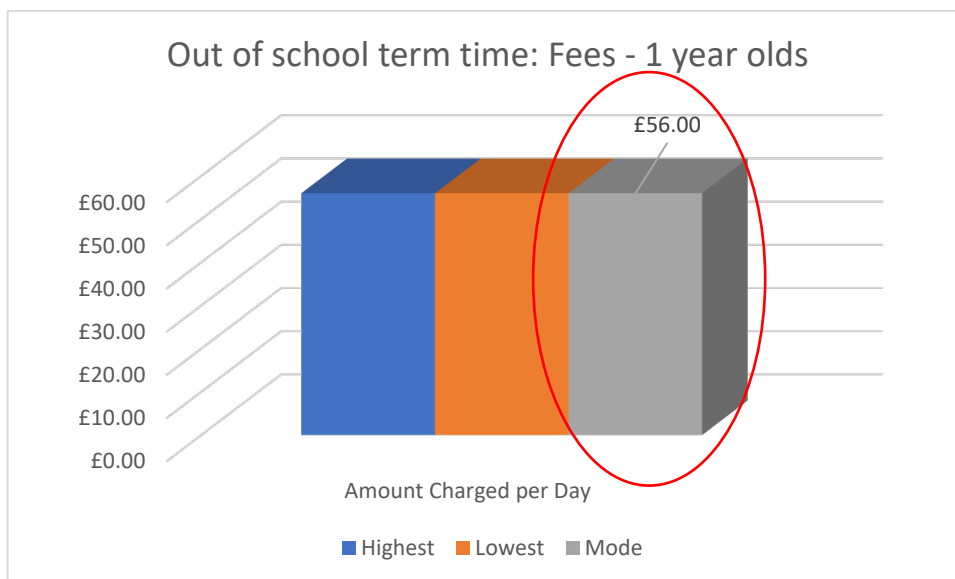
- There are two Welsh medium out of school providers in Cardiff South West, and one each in Cardiff South East, City & Cardiff South and Cardiff West.
- There is no Welsh medium out of school care settings in Cardiff North or Cardiff East
- 5 out of school settings provide the Active Offer, 4 are working towards the delivery of the Active Offer.

Out of school - fees by age: term time

Table: Out of school care – 1 year olds: term time

| 1 year olds | Amount Charged per Hour | Amount Charged per Session | Amount Charged per Day | Amount Charged per Week | Amount Charged per Term |
|-------------|-------------------------|----------------------------|------------------------|-------------------------|-------------------------|
| Highest     |                         |                            | £56.00                 |                         |                         |
| Lowest      |                         |                            | £56.00                 |                         |                         |
| Mode        |                         |                            | £56.00                 |                         |                         |

Chart: Out of school care – 1 year olds: term time

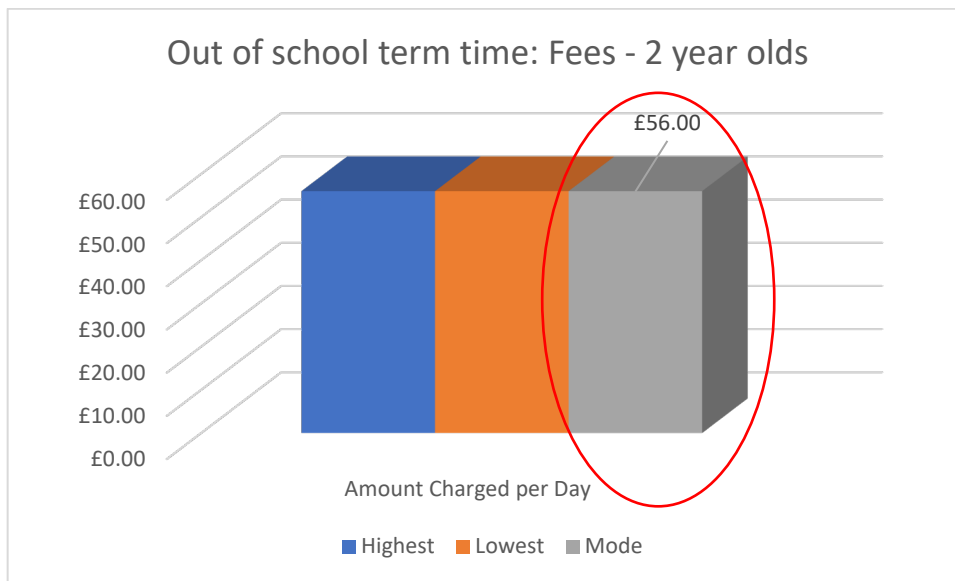


NB: It is unusual for out of school care to provide for 1 year olds. Possible reporting error.

Table: Out of school care – 2 year olds: term time

| 2 year olds | Amount Charged per Hour | Amount Charged per Session | Amount Charged per Day | Amount Charged per Week | Amount Charged per Term |
|-------------|-------------------------|----------------------------|------------------------|-------------------------|-------------------------|
| Highest     |                         |                            | £56.00                 |                         |                         |
| Lowest      |                         |                            | £56.00                 |                         |                         |
| Mode        |                         |                            | £56.00                 |                         |                         |

Chart: Out of school care – 2 year olds: term time



NB: It is unusual for out of school care to provide for 2 year olds. Possible reporting error.

Table: Out of school care – 3 year olds: term time

| 3 year olds | Amount Charged per Hour | Amount Charged per Session | Amount Charged per Day | Amount Charged per Week | Amount Charged per Term |
|-------------|-------------------------|----------------------------|------------------------|-------------------------|-------------------------|
| Highest     | -                       | £11.50                     | £36.50                 | £37.72                  | -                       |
| Lowest      | -                       | £4.00                      | £8.00                  | £37.72                  | -                       |
| Mode        | -                       | £11.00                     | N/A                    | £37.72                  | -                       |

Chart: Out of school – 3 year olds: term time

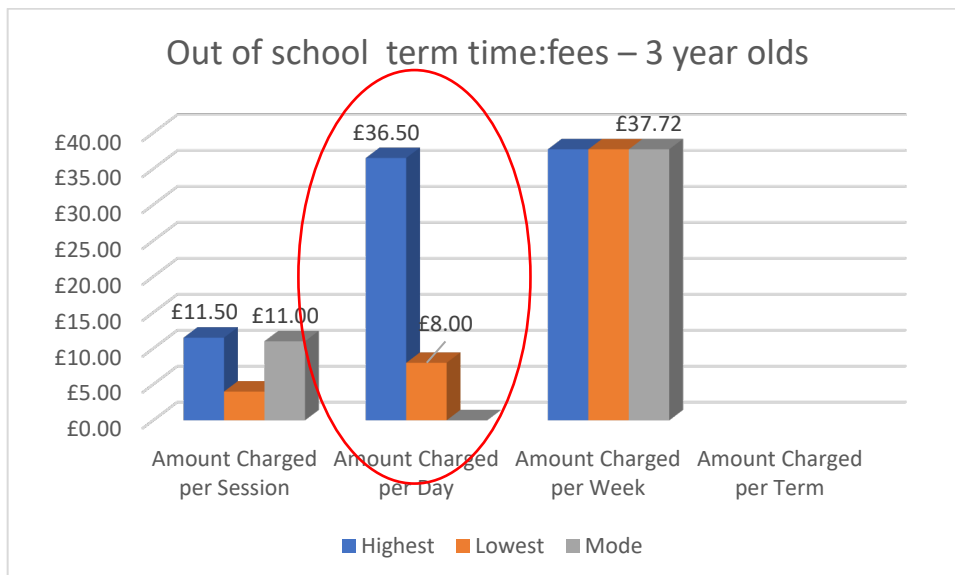


Table: Out of school care – 4 year olds: term time

| 3 year olds | Amount Charged per Hour | Amount Charged per Session | Amount Charged per Day | Amount Charged per Week | Amount Charged per Term |
|-------------|-------------------------|----------------------------|------------------------|-------------------------|-------------------------|
| Highest     | -                       | £12.00                     | £8.00                  | £37.72                  | -                       |
| Lowest      | -                       | £4.00                      | £8.00                  | £37.72                  | -                       |
| Mode        | -                       | £9.00                      | £8.00                  | £37.72                  | --                      |

Chart: Out of school – 4 year olds: term time

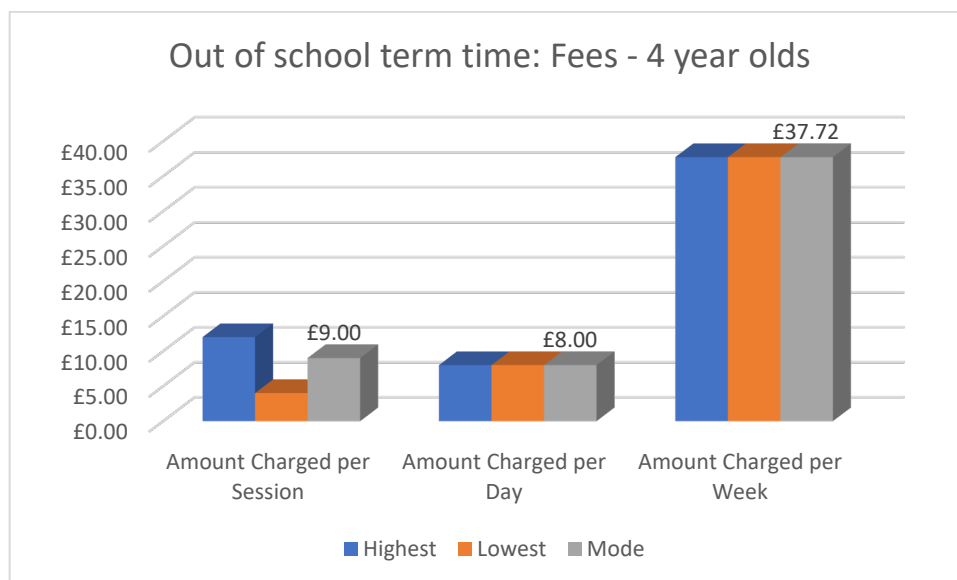


Table: Out of school care – 5-7 year olds: term time

| 5-7 year olds | Amount Charged per Hour | Amount Charged per Session | Amount Charged per Day | Amount Charged per Week | Amount Charged per Term |
|---------------|-------------------------|----------------------------|------------------------|-------------------------|-------------------------|
| Highest       | £1.00                   | £12.00                     | £10.00                 | £37.72                  | -                       |
| Lowest        | £1.00                   | £3.50                      | £8.00                  | £37.72                  | -                       |
| Mode          | £1.00                   | £9.00                      | N/A                    | £37.72                  | --                      |

Chart: Out of school – 5-7 year olds: term time

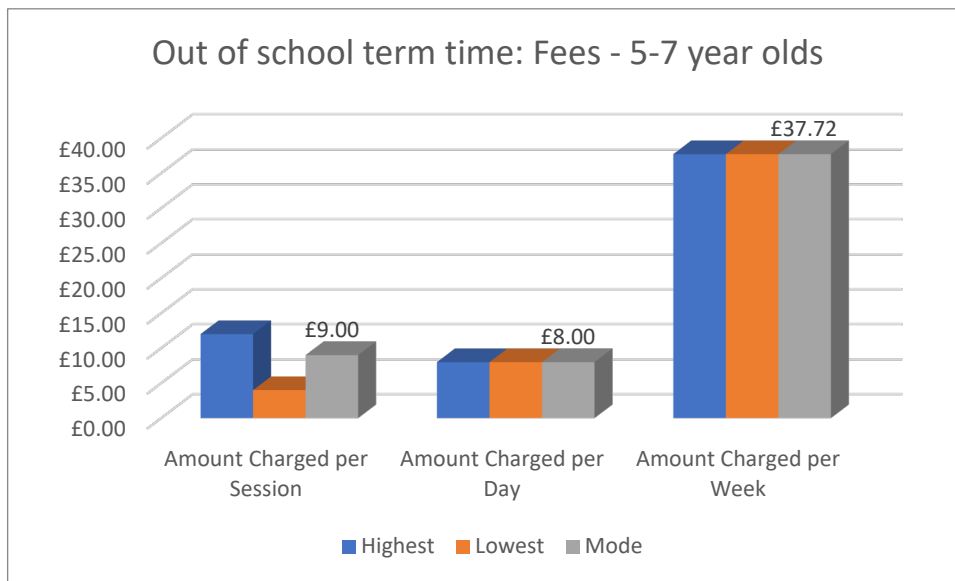
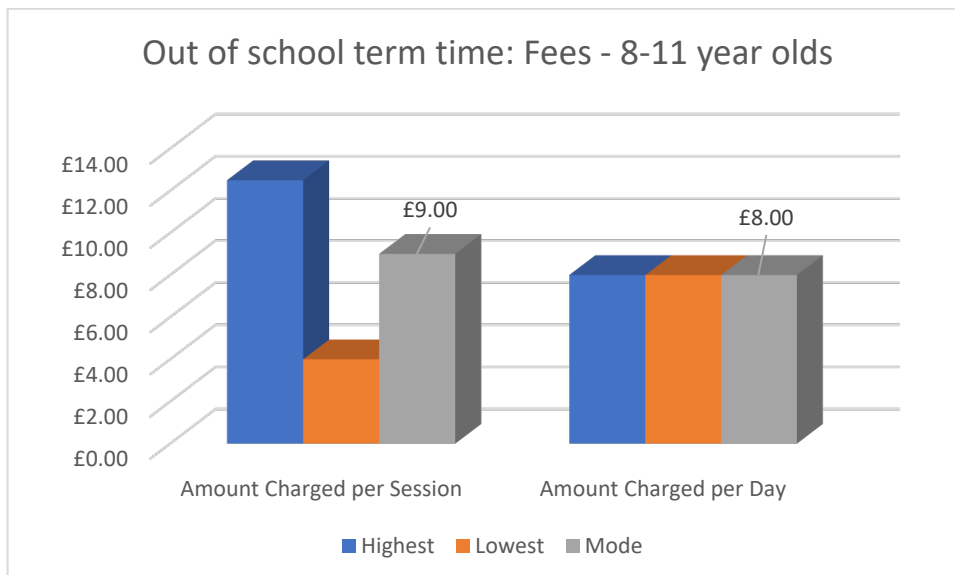


Table: Out of school care – 8-11 year olds: term time

| 8-11 year olds | Amount Charged per Hour | Amount Charged per Session | Amount Charged per Day | Amount Charged per Week | Amount Charged per Term |
|----------------|-------------------------|----------------------------|------------------------|-------------------------|-------------------------|
| Highest        | -                       | £12.50                     | £8.00                  | -                       | -                       |
| Lowest         | -                       | £4.00                      | £8.00                  | -                       | -                       |
| Mode           | -                       | £9.00                      | £8.00                  | -                       | --                      |

Chart: Out of school – 8-11 year olds: term time



- It would appear from the above data that the terms 'session' and 'day' may have been used interchangeably



Out of school - fees by age: holidays

Table: Out of school care – 1 year olds: holidays

| 1 year olds | Amount Charged per Hour | Amount Charged per Session | Amount Charged per Day | Amount Charged per Week | Amount Charged per Term |
|-------------|-------------------------|----------------------------|------------------------|-------------------------|-------------------------|
| Highest     | -                       | £49.00                     | £66.00                 | £300.00                 | -                       |
| Lowest      | -                       | £49.00                     | £66.00                 | £300.00                 | -                       |
| Mode        | -                       | £49.00                     | £66.00                 | £300.00                 | -                       |

Chart: Out of school care – 1 year olds: holidays

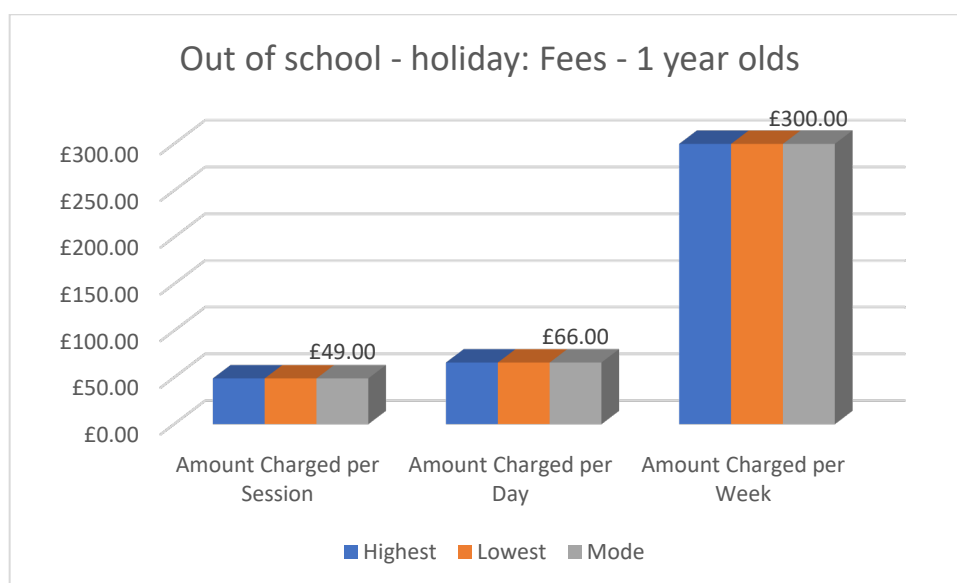


Table: Out of school care – 2 year olds: holidays

| 2 year olds | Amount Charged per Hour | Amount Charged per Session | Amount Charged per Day | Amount Charged per Week | Amount Charged per Term |
|-------------|-------------------------|----------------------------|------------------------|-------------------------|-------------------------|
| Highest     | -                       | £46.00                     | £63.00                 | £290.00                 | -                       |
| Lowest      | -                       | £46.00                     | £63.00                 | £290.00                 | -                       |
| Mode        | -                       | £46.00                     | £63.00                 | £290.00                 | -                       |

Chart: Out of school care – 2 year olds: holidays

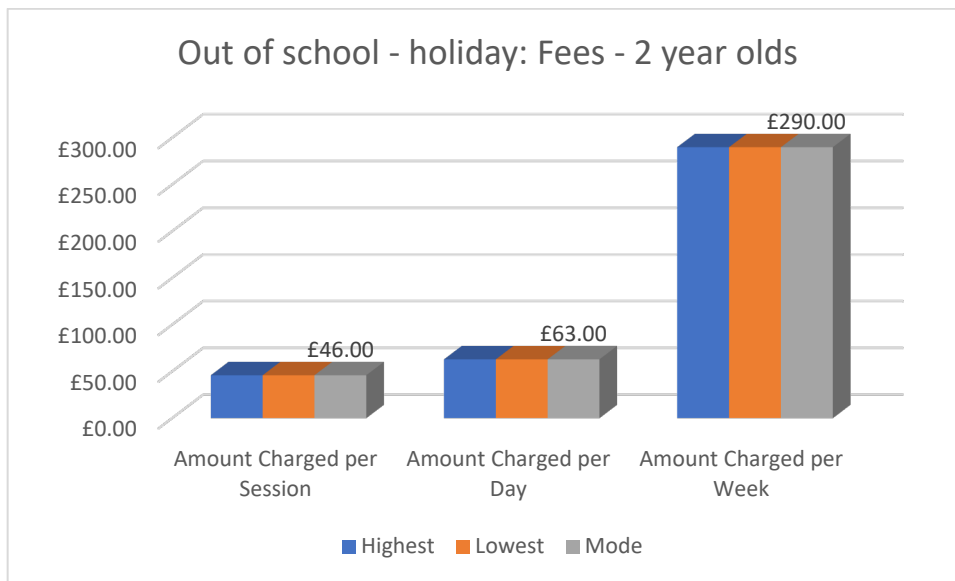


Table: Out of school care – 3 year olds: holidays

| 3 year olds | Amount Charged per Hour | Amount Charged per Session | Amount Charged per Day | Amount Charged per Week | Amount Charged per Term |
|-------------|-------------------------|----------------------------|------------------------|-------------------------|-------------------------|
| Highest     | -                       | £45.00                     | £60.00                 | £280.00                 | -                       |
| Lowest      | -                       | £45.00                     | £35.00                 | £280.00                 | -                       |
| Mode        | -                       | £45.00                     | N/A                    | £280.00                 | -                       |

Chart: Out of school care – 3 year olds: holidays

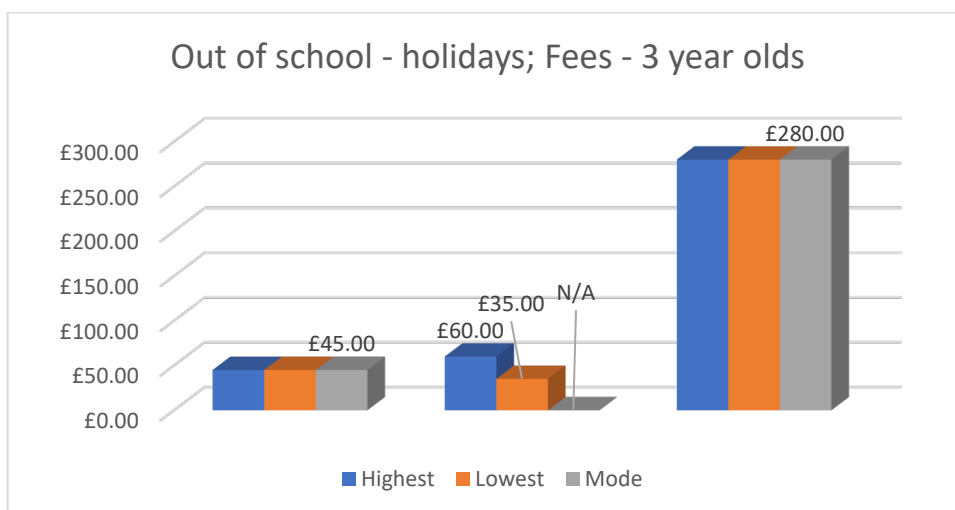


Table: Out of school care – 4 year olds: holidays

| 4 year olds | Amount Charged per Hour | Amount Charged per Session | Amount Charged per Day | Amount Charged per Week | Amount Charged per Term |
|-------------|-------------------------|----------------------------|------------------------|-------------------------|-------------------------|
| Highest     |                         | £45.00                     | £60.00                 | £280.00                 | -                       |
| Lowest      |                         | £45.00                     | £25.00                 | £180.00                 | -                       |
| Mode        |                         | £45.00                     | N/A                    | N/A                     | -                       |

Chart: Out of school care – 4 year olds: holidays

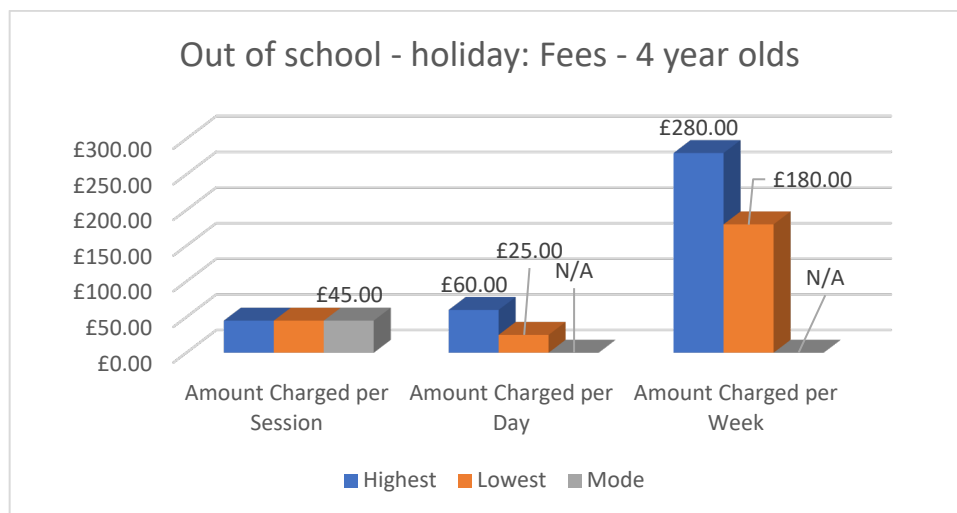


Table: Out of school care – 5-7 year olds: holidays

| 5-7 year olds | Amount Charged per Hour | Amount Charged per Session | Amount Charged per Day | Amount Charged per Week | Amount Charged per Term |
|---------------|-------------------------|----------------------------|------------------------|-------------------------|-------------------------|
| Highest       |                         |                            | £40.00                 | £180.00                 |                         |
| Lowest        |                         |                            | £25.00                 | £180.00                 |                         |
| Mode          |                         |                            | N/A                    | £180.00                 |                         |

Chart: Out of school care – 5-7 year olds: holidays

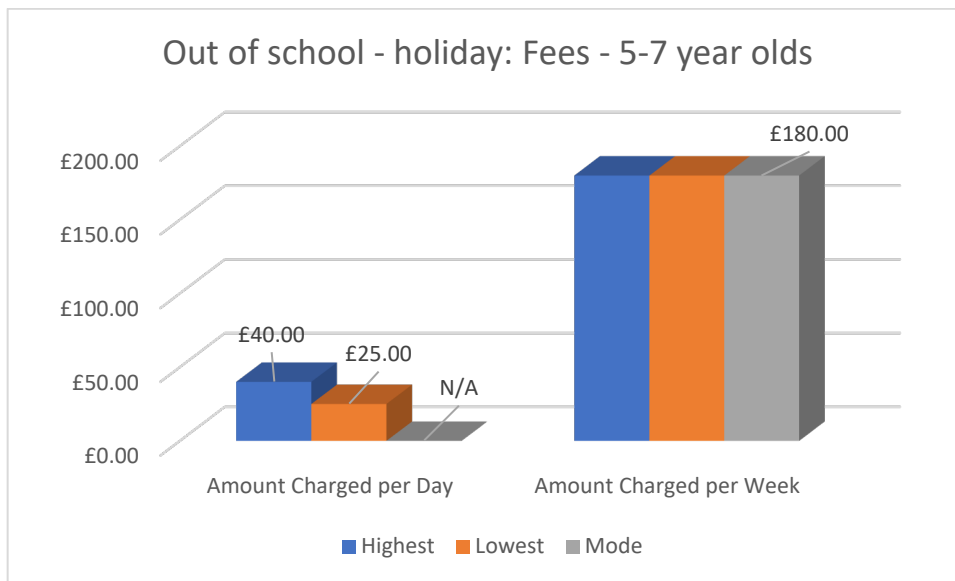
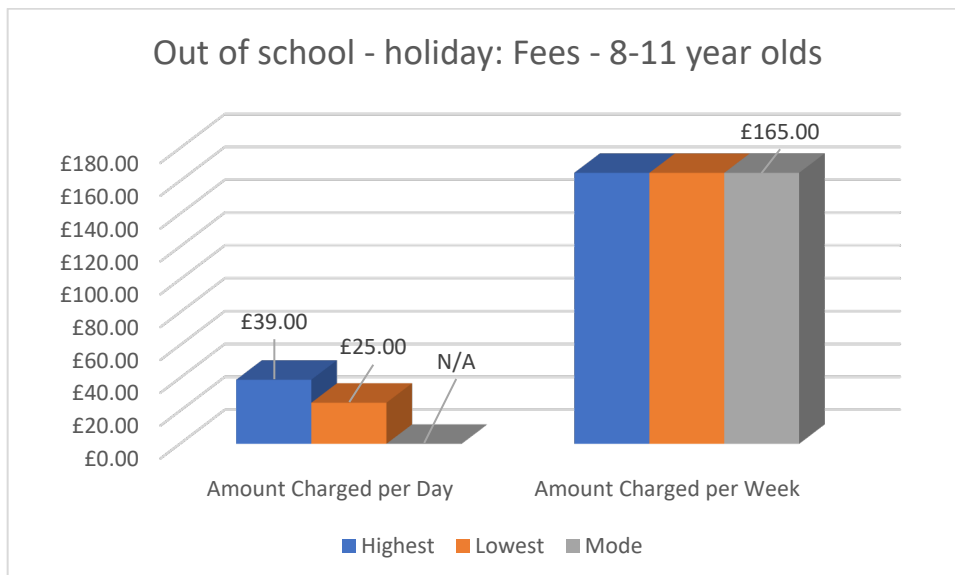


Table: Out of school care – 8-11 year olds: holidays

| 8-11 year olds | Amount Charged per Hour | Amount Charged per Session | Amount Charged per Day | Amount Charged per Week | Amount Charged per Term |
|----------------|-------------------------|----------------------------|------------------------|-------------------------|-------------------------|
| Highest        |                         |                            | £39.00                 | £165.00                 |                         |
| Lowest         |                         |                            | £25.00                 | £165.00                 |                         |
| Mode           |                         |                            | N/A                    | £165.00                 |                         |

Chart: Out of school care – 8-11 year olds: holidays

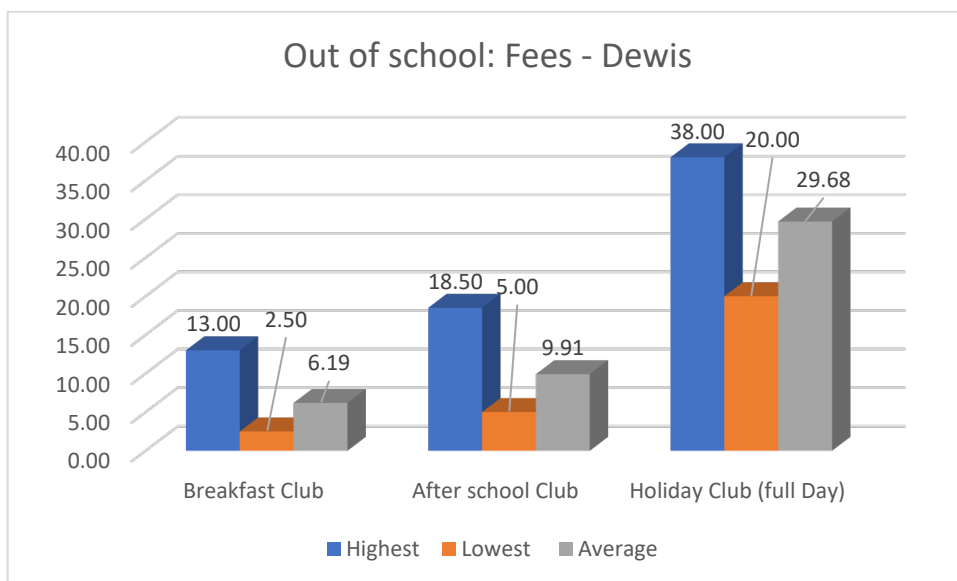


Out of school: Cardiff - fees as per Dewis records

Table: Out of school: Cardiff - fees as per Dewis records

| Out of School           | Highest | Lowest | Average |
|-------------------------|---------|--------|---------|
| Before school           | £13.00  | £2.50  | £6.19   |
| After school Club       | £18.50  | £5.00  | £9.91   |
| Holiday Club (full Day) | £38.00  | £20.00 | £29.68  |

Chart: Out of school: Cardiff - fees as per Dewis records



- The modal fee rate for 5 – 11 year olds for after school is £9.00, which is lower than the £9.91 average shown on Dewis
- The average fee for holiday care on Dewis is £29.68 per day, or £148.40 per week, which is less than the modal weekly holiday fee of £180 for 5-11 year olds

Out of school: opening times and atypical hours: term time

Table: Out of school: opening times and atypical hours

|           | Earliest open (am) | Latest open (am) | Earliest close (am) | Latest close (am) | Earliest open (pm) | Latest open (pm) | Earliest close (pm) | Latest close (pm) | Number before 8 am | Number after 6 pm |
|-----------|--------------------|------------------|---------------------|-------------------|--------------------|------------------|---------------------|-------------------|--------------------|-------------------|
| Monday    | 3.00               | 8.30             | 6.00                | 12.30             | 14.45              | 15.30            | 17.30               | 18.00             | 8                  | 0                 |
| Tuesday   | 3.00               | 8.30             | 6.00                | 12.30             | 14.45              | 15.30            | 17.30               | 18.00             | 8                  | 0                 |
| Wednesday | 3.00               | 8.30             | 6.00                | 12.30             | 14.45              | 15.30            | 17.30               | 18.00             | 8                  | 0                 |
| Thursday  | 3.00               | 8.30             | 6.00                | 12.30             | 14.45              | 15.30            | 17.30               | 18.00             | 8                  | 0                 |
| Friday    | 3.00               | 8.30             | 6.00                | 12.30             | 14.45              | 15.30            | 17.30               | 18.00             | 8                  | 0                 |

NB: As some out of school settings operate both school and after school settings, earliest and latest start and finish times for both sessions have been included.

- The reported opening to closing times of 3.00am to 6.00am are likely to be inaccurate (Open from 15.00 to 18.00 is more likely to be correct)

Chart: Out of school: opening times and atypical hours: term time

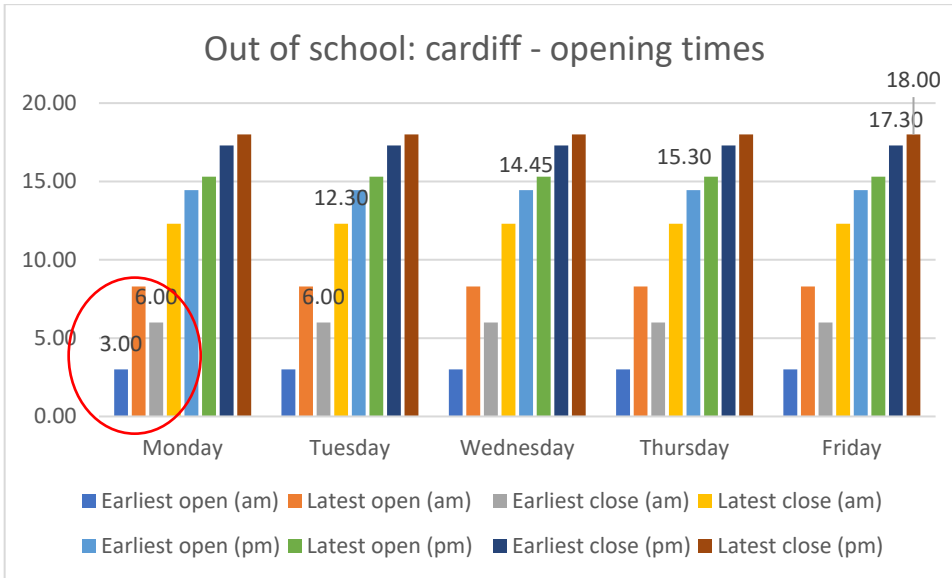
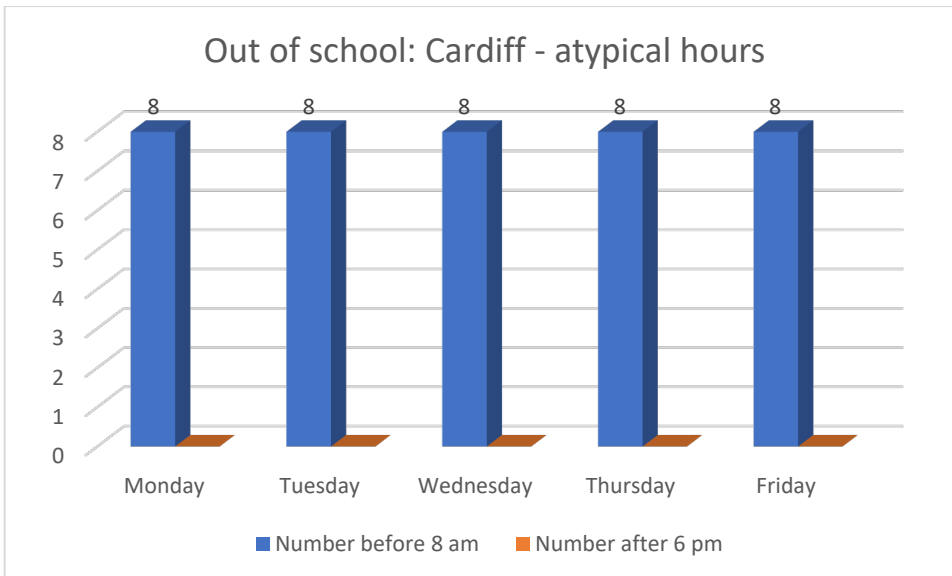


Chart: Out of school: - settings open atypical hours: term time



- By the nature of their provision, it was not expected that large numbers of out of school settings would provide for atypical hours during term time. 8 settings in total open before 8.00 am, with 6 in Cardiff North and 2 in Cardiff West.

## Holidays

Table: Out of school: Holiday operation – holidays open

|                   | Yes | No | Don't know |
|-------------------|-----|----|------------|
| Summer            | 12  | 1  | 0          |
| October half term | 8   | 3  | 2          |
| Christmas         | 4   | 8  | 1          |
| Feb half term     | 7   | 4  | 2          |
| Easter            | 10  | 2  | 1          |
| May half term     | 8   | 4  | 1          |

Chart: Out of school: holiday operation – holidays open

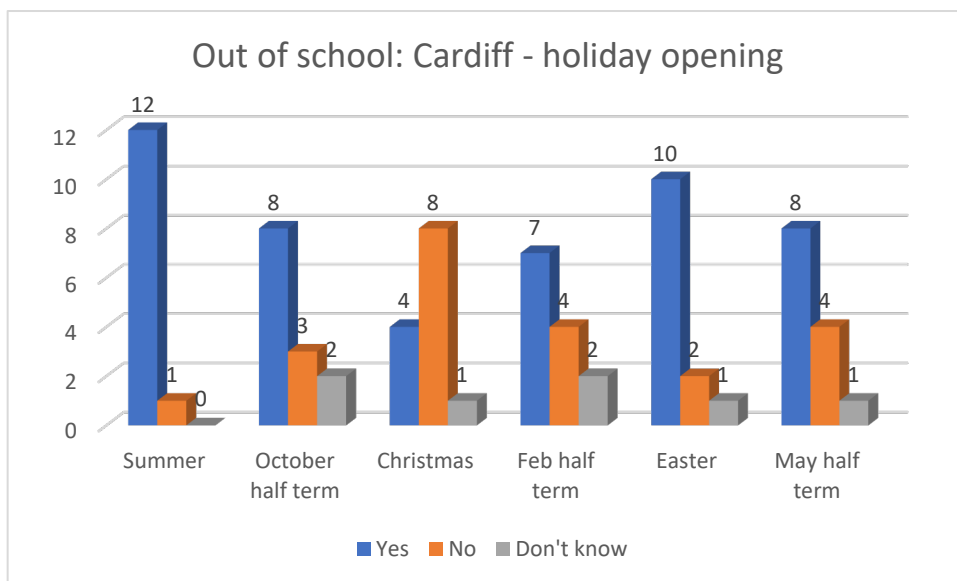
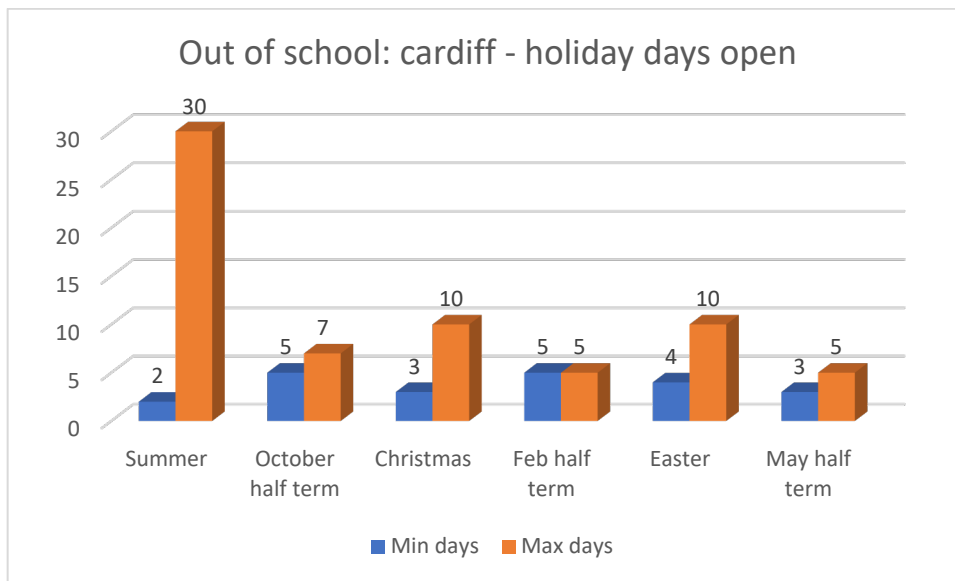


Table: Out of school – holiday days open

|                   | Minimum days open days | Maximum days open days |
|-------------------|------------------------|------------------------|
| Summer            | 2                      | 30                     |
| October half term | 5                      | 7                      |
| Christmas         | 3                      | 10                     |
| Feb half term     | 5                      | 5                      |
| Easter            | 4                      | 10                     |
| May half term     | 3                      | 5                      |

Chart: Out of school – holiday days open



#### Out of school: opening times and atypical hours: holidays

The four 'holiday only' settings did not return start and finish time data. Data supplied by a 'term time and holiday provider' indicates opening at 07.45 and closing at 18.00. Other data supplied referred to after school operating times.

#### Out of school care: Flying Start

- One out of school setting reported being funded to provide Flying Start but reported no children attending. No out of school setting is contracted to provide Flying Start places in Cardiff.

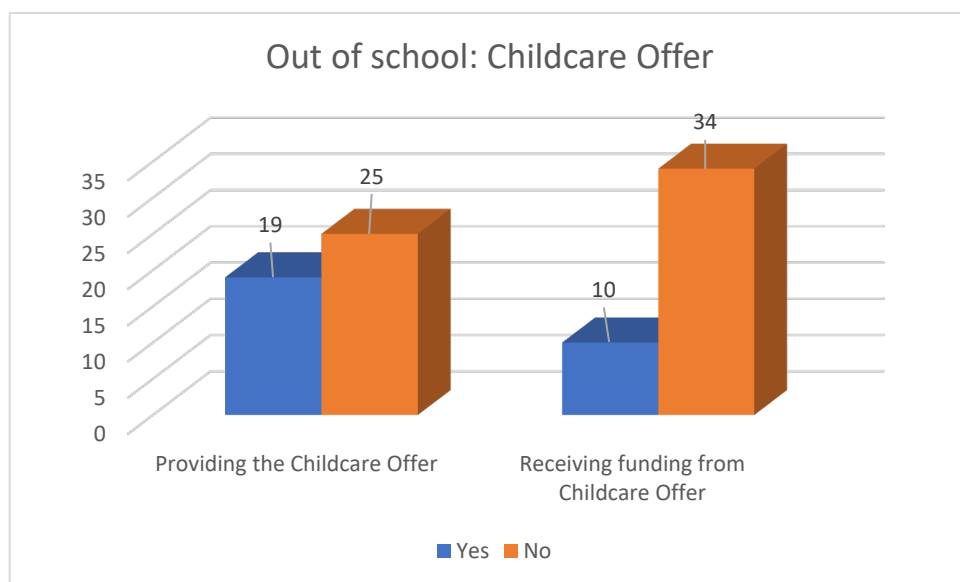


Out of school: Childcare Offer

Table: Out of school: Childcare Offer

|                                               | Yes | No |
|-----------------------------------------------|-----|----|
| <b>Providing the Childcare Offer</b>          | 19  | 25 |
| <b>Receiving funding from Childcare Offer</b> | 10  | 34 |

Chart: Out of school: Childcare Offer

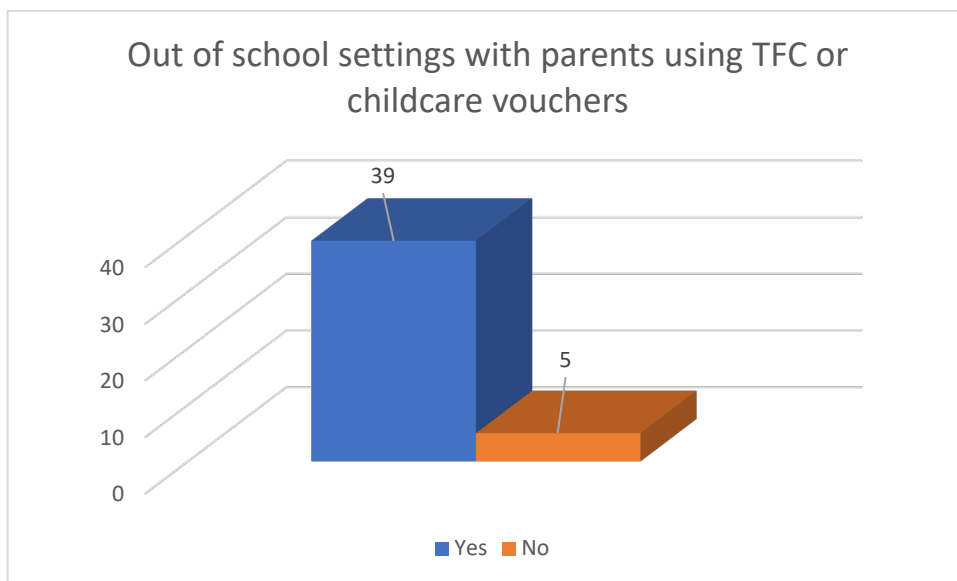


Out of school: Tax Free Childcare or childcare vouchers

Table: Out of school settings with parents using Tax Free Childcare or childcare vouchers.

| <b>Out of school settings with parents using Tax Free Childcare or childcare vouchers</b> |    |
|-------------------------------------------------------------------------------------------|----|
| Yes                                                                                       | 39 |
| No                                                                                        | 5  |

Chart: Out of school settings with parents using Tax Free Childcare or childcare vouchers.



Out of school: early education

No out of school providers reported providing early education placements

### Strengths and weaknesses

- Overall, there are more vacancies across out of school care (2070) than there are children waiting for an immediate place (219) except for a shortfall of 4 places for playscheme sessions (10 children reported on waiting list; 6 vacancies)
- However, in Cardiff South West, the data appears to show a shortfall of 88 after school places (122 children waiting; 34 vacancies). NB: Please also see chapter 10: Welsh medium and WESP as this provider is a Welsh medium after school club. It is noted that this setting reports an average weekly attendance of around 300 children and is registered for 80 places per day, 400 places per week. It may be the case that the data relating to 'vacancies' has been transposed into the 'children waiting for an immediate place' column in error.

## 7.5. Open access play provision

The following data tables and charts are based on data collected via SASS

*Table: Open access play provision headline data*

|                                                                                 |       |                              |    |
|---------------------------------------------------------------------------------|-------|------------------------------|----|
| <b>Number of Registered Settings</b>                                            | 1     | Term time only               | -  |
|                                                                                 |       | Term time and holiday        | 1  |
|                                                                                 |       | Holiday only                 | -  |
| <b>Number of Registered Places</b>                                              | 75    |                              |    |
| <b>Number of children on books by age</b>                                       | 6     |                              |    |
| <b>Number of children by attendance</b>                                         | 140   | Full time                    | 40 |
|                                                                                 |       | Part time                    | 80 |
|                                                                                 |       | Ad hoc                       | 20 |
| <b>Main Language of setting</b>                                                 |       |                              |    |
| English/Both                                                                    | 1 (-) |                              |    |
| Welsh                                                                           | -     | Provide Active Offer         | -  |
|                                                                                 |       | Working towards Active Offer | -  |
| <b>Flying Start provision</b>                                                   | -     |                              |    |
| Flying Start and fee paying                                                     | -     |                              |    |
| Flying Start only                                                               | -     |                              |    |
| <b>Number Providing Childcare Offer<br/>(Number Funded via Childcare Offer)</b> | -     |                              |    |
| <b>Number Offering Tax Free Childcare or<br/>Vouchers</b>                       | -     |                              |    |

NB: As there is only data relating to a single setting, where simpler to do so, information is conveyed through bullet pointed text

Open access play provision: term time and holidays

- The open access play provision reports operating term-time and holidays.

*Table: Open access play provision settings by NPA*

|              | Cardiff North | Cardiff East | Cardiff South East | City & Cardiff South | Cardiff South West | Cardiff West | Total |
|--------------|---------------|--------------|--------------------|----------------------|--------------------|--------------|-------|
| <b>Total</b> | -             | -            | 1                  | -                    | -                  | -            | 1     |

Table: Open access play provision places by NPA

|              | Cardiff North | Cardiff East | Cardiff South East | City & Cardiff South | Cardiff South West | Cardiff West | Total |
|--------------|---------------|--------------|--------------------|----------------------|--------------------|--------------|-------|
| <b>Total</b> | -             | -            | 75                 | -                    | -                  | -            | 75    |

- The open access play provision is located in Cardiff South East and registered for 75 places

Open access play provision: children on the books by age

Table: Open access play provision: children on the books by age

| Age          | Number of children |
|--------------|--------------------|
| Under 1      | -                  |
| 1 year       | -                  |
| 2 years      | 6                  |
| 3 years      | -                  |
| 4 years      | -                  |
| 5 - 7 years  | -                  |
| 8 - 11 years | -                  |
| 12 to 14     | -                  |

The only children reported as on the books by age were 6 two year olds. This data is likely to be incorrect.

Open access play provision: children on the books by attendance type

Table: Out of school: children on the books by attendance type

|           |    |
|-----------|----|
| Full time | 40 |
| Part time | 80 |
| Ad Hoc    | 20 |

- The majority of children attend on a part-time basis (80)

Open access play provision – waiting lists and vacancies

- The service reported no waiting lists or vacancies

Open access play provision: languages & Active Offer

- The setting reports it is an English only setting, with no other languages used
- It is not working towards the Active Offer
- There is no Welsh language open access play provision

Open access play provision: fees by age: term time

- No fee information was supplied

Open access play provision: Cardiff – fees as per Dewis records

- No fee information was available

Open access play provision: opening times and atypical hours: term time

- No opening times were supplied

Open access play provision: Flying Start; Childcare Offer; Tax Free Childcare and childcare vouchers

- The setting reported it does not provide Flying Start, the Childcare Offer, has parents accessing Tax Free Childcare or childcare vouchers, or provide early years education placements.

## 7.6. Creche

The following data tables and charts are based on data collected via SASS

Table: Creche headline data

|                                                                                 |          |                              |    |
|---------------------------------------------------------------------------------|----------|------------------------------|----|
| <b>Number of Registered Settings</b>                                            | 1        | Term time only               | 1  |
|                                                                                 |          | Term time and holiday        | -  |
|                                                                                 |          | Holiday only                 | -  |
| <b>Number of Registered Places</b>                                              | 20       |                              |    |
| <b>Number of children on books by age</b>                                       | 12       |                              |    |
| <b>Number of children by attendance</b>                                         | 12       | Full time                    | -  |
|                                                                                 |          | Part time                    | 12 |
|                                                                                 |          | Ad hoc                       | -  |
| <b>Main Language of setting</b>                                                 |          |                              |    |
| English/Both                                                                    | 1 (-)    |                              |    |
| Welsh                                                                           | -        | Provide Active Offer         | -  |
|                                                                                 |          | Working towards Active Offer | 1  |
| <b>Flying Start provision</b>                                                   |          |                              |    |
| Flying Start and fee paying                                                     | 1        |                              |    |
| Flying Start only                                                               | -        |                              |    |
| <b>Number Providing Childcare Offer<br/>(Number Funded via Childcare Offer)</b> | 1<br>(1) |                              |    |
| <b>Number Offering Tax Free Childcare or<br/>Vouchers</b>                       | -        |                              |    |

NB: As there is only data relating to a single setting, where simpler to do so, information is conveyed through bullet pointed text

Creche: term time and holidays

- The creche operates term-time only

Table: Out of school settings by NPA

|              | Cardiff North | Cardiff East | Cardiff South East | City & Cardiff South | Cardiff South West | Cardiff West | Total |
|--------------|---------------|--------------|--------------------|----------------------|--------------------|--------------|-------|
| <b>Total</b> | -             | -            | -                  | -                    | 1                  | -            | 1     |

Table: Out of school places by NPA

|              | Cardiff North | Cardiff East | Cardiff South East | City & Cardiff South | Cardiff South West | Cardiff West | Total |
|--------------|---------------|--------------|--------------------|----------------------|--------------------|--------------|-------|
| <b>Total</b> | -             | -            | -                  | -                    | 20                 | -            | 20    |

- The creche is located in Cardiff South West and registered for 20 places

Creche: Children on the books by age

Table: Creche: Children on the books by age

| Age          | Number of children |
|--------------|--------------------|
| Under 1      | -                  |
| 1 year       | -                  |
| 2 years      | 5                  |
| 3 years      | 7                  |
| 4 years      | -                  |
| 5 - 7 years  | -                  |
| 8 - 11 years | -                  |
| 12 to 14     | -                  |
| 15 to 17     | -                  |

- All children on the creche's books are aged 2 or 3 years

Creche: Children on the books by attendance type

Table: Creche: Children on the books by attendance type

|           |    |
|-----------|----|
| Full time | -  |
| Part time | 12 |
| Ad Hoc    | -  |

- All children on the creche's books attend on a part-time basis

Creche: waiting lists and vacancies

- The setting reports no waiting list and 11 vacancies.

Creche: languages & Active Offer

- The setting reports it is an English only setting, with no other languages used, but also reports it is working towards the Active Offer.
- There is no Welsh language creche provision

Creche: fees by age: term time

- 2 year olds and for 3 year olds were reported to be charged £10.00 per session.

- The creche does not operate during school holidays, so there are no holiday fee data

Creche: Cardiff – fees as per Dewis records

*Table: Creche: Cardiff – fees as per Dewis records*

| Creche  | Highest | Lowest | Average |
|---------|---------|--------|---------|
| Session | £11.00  | £11.00 | £11.00  |

- There is a discrepancy between the data supplied for the SASS and that held on Dewis

Creche: opening times and atypical hours: term time

*Table: Out of school: opening times and atypical hours*

|           | Open | Close |
|-----------|------|-------|
| Monday    | 9.15 | 11.45 |
| Tuesday   | 9.15 | 11.45 |
| Wednesday | 9.15 | 11.45 |
| Thursday  | 9.15 | 11.45 |
| Friday    | 9.15 | 11.45 |

- The creche operates a 'mornings' service. It does not operate any atypical hours.

Creche: Flying Start

- The creche reported being funded to provide Flying Start. The numbers of children reported as attending are line with the Flying Start funded places data.

Creche: Childcare Offer

*Table: Creche: Childcare Offer*

|                                               | Yes | No |
|-----------------------------------------------|-----|----|
| <b>Providing the Childcare Offer</b>          | 1   | -  |
| <b>Receiving funding from Childcare Offer</b> | 1   | -  |

Creche: Tax Free Childcare or childcare vouchers

*Table: Creche with parents using Tax Free Childcare or childcare vouchers.*

| <b>Creche settings with parents using Tax Free Childcare or childcare vouchers</b> |   |
|------------------------------------------------------------------------------------|---|
| Yes                                                                                | - |
| No                                                                                 | 1 |

- The creche provides, and receives funding via the Childcare Offer
- The creche does not currently have any parents utilising Tax Free Childcare or childcare vouchers
- The creche does not provide any early education placements

This document is available in Welsh / Mae'r ddogfen hon ar gael yn Gymraeg



## 7.7. Nannies

As of June 1<sup>st</sup>, 2021, CIW reported that 14 nannies were registered on the 'Childcare at Home Voluntary Approval Scheme'. All were contacted by Cardiff Family Advice and Support and supplied with details as to how to create a Dewis record for their service. As of December 1<sup>st</sup>, 2021, none had taken up this offer and there are no nanny records live on Dewis.

## 8. Understanding the Needs of Parents/ Carers

### 8.1. Current use

The SASS data return required respondents to identify the average weekly number of children attending for each service offered during the 4 weeks from the week starting 07.06.2021 to the week beginning 04.07.2021. Although there are some concerns about the robustness of this data – for example the average figure reported does not always match the calculated average from the 4 week’s attendance – the data below shows the reported average weekly usage of services offered by all provider types.

It is not possible to identify the total number of places offered by service type across, or by, provider types. Providers reported on whether they provide a service (such as full daycare; half day care/half day nursery AM; after school); and the maximum number of CIW registered places, but not on how many places are offered by each service. Therefore, unless a provider only offers one type of service, it is not possible to identify what proportion of available places *by service* have been filled.

For example, an out of school setting registered for 24 places, only providing after school care would be providing 24 places x 5 days = 120 places per week. If the setting reported average weekly attendance of 80 (16 children per night) it is possible to calculate that 66% of the setting’s capacity is being utilised.

For settings that offer services simultaneously, such a full daycare setting, registered for 80 places, providing full daycare for under 2-year-olds, a playgroup session for 2- to 3-year-olds and a wrap-around childcare session for 3- to 4-year-olds funded via the Childcare Offer), the SASS data does not identify how many places are being made available for each service. As it is not clear how the vacancies data has been calculated, and what period it relates to, the sum of attendance and vacancies cannot be seen as a valid method of calculating the number of places available by service type.

NB: Average daily attendance has been calculated by dividing the average weekly attendance by 5. Figures have been rounded up and where the reported and calculated average weekly attendance figures differ, the higher number has been used. The numbers of registered settings providing the service are show in brackets following the service. A breakdown by provider types delivering each service is also included.

Table: use of places by service: average weekly attendance

| Service (number of providers)           | Weekly average attendance | Daily average attendance |
|-----------------------------------------|---------------------------|--------------------------|
| Before school (197)                     | 2,737                     | 547.4                    |
| Early education (144)*                  | 2,672                     | 534.4                    |
| Full daycare (232)                      | 7,445                     | 1,489                    |
| Half day care/half day nursery AM (135) | 2,025                     | 405                      |
| Playgroup/ Cylch Meithrin AM (12)       | 559.5                     | 111.9                    |
| Mornings (37)                           | 2,161                     | 432.2                    |
| Lunch (29)                              | 1,067                     | 213.4                    |
| Half day care/half day nursery PM (127) | 1,213                     | 242.6                    |
| Playgroup/ Cylch Meithrin PM (10)       | 318.75                    | 63.75                    |
| <b>Afternoons (23)</b>                  | 962                       | 192.4                    |
| After school (230)                      | 5,941                     | 1,188.2                  |
| Evenings (14)                           | 77.5                      | 15.5                     |
| Overnight (4)                           | 3                         | 0.6                      |
| Weekends (6)                            | 12                        | 2.4                      |
| Creche (1)                              | none reported             | -                        |
| Playscheme sessions (6)                 | none reported (term time) | -                        |

\* As previously noted, only 7 setting are currently funded for 56 children to access their early education placement. Therefore, maximum weekly attendance for this service could only be 56 children x 5 days = 280

Chart: use of places by service: average weekly attendance

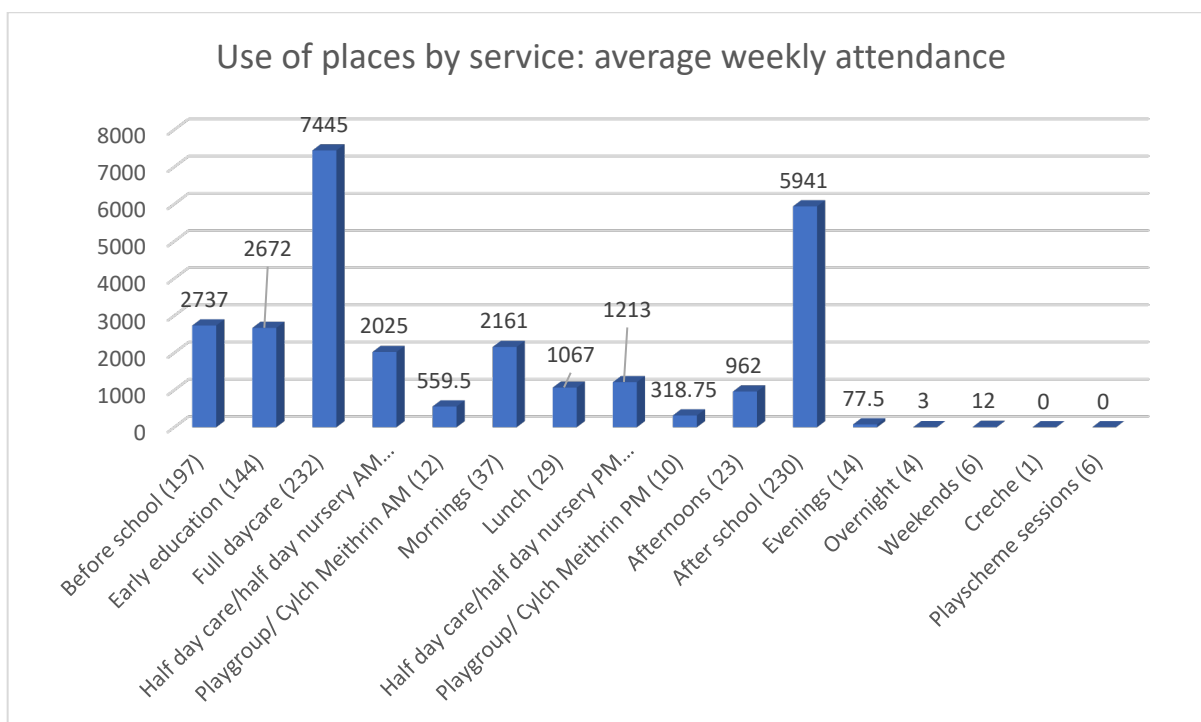


Table: services by provider type

|                                         | Full daycare | Sessional day care | Out of school | Childminders | Open Access Play | Creche |
|-----------------------------------------|--------------|--------------------|---------------|--------------|------------------|--------|
| Before school (197)                     | 28           | -                  | 20            | 149          | -                | -      |
| Early education (144)                   | 47           | 11                 |               | 86           | -                | -      |
| Full daycare (232)                      | 64           | -                  | -             | 168          | -                | -      |
| Half day care/half day nursery AM (135) | 58           | -                  | -             | 77           | -                | -      |
| Playgroup/ Cylch Meithrin AM (12)       | 12           | -                  | -             | -            | -                | -      |
| Mornings (37)                           |              | 36                 |               |              |                  | 1      |
| Lunch (29)                              | 19           | 10                 | -             | -            | -                | -      |
| Half day care/half day nursery PM (127) | 58           | -                  | -             | 69           | -                | -      |
| Playgroup/ Cylch Meithrin PM (10)       | 10           | -                  | -             | -            | -                | -      |
| Afternoons (23)                         |              | 23                 | -             | -            | -                | -      |
| After school (230)                      | 28           | -                  | 38            | 164          | -                | -      |
| Evenings (14)                           | 6            | -                  | -             | 8            | -                | -      |
| Overnight (4)                           |              | -                  | -             | 4            | -                | -      |
| Weekends (6)                            | 1            | -                  | -             | 5            | -                | -      |
| Creche (1)                              | -            | -                  | -             | -            |                  | 1      |
| Playscheme sessions (6)                 | -            | -                  | 5             | -            | 1                | -      |

- Other data supplied via the SASS strongly indicates that the majority of children attend childcare on a part time basis (of the 10,828 children on providers books, 8,632 are recorded as attending part-time). It

is therefore not possible to identify how many *different* children in total attended registered childcare during the SASS reporting period (07.06.2021 – 04.07.2021)

- Across childminders, full daycare, sessional day care and out of school care, for the county as whole, only two services reported net demand above vacancies, with a shortfall of 6 lunch places in sessional day care, and 4 playscheme places in out of school care. Some provider type, service or NPA specific data has identified that 'demand above capacity to supply' may exist, but further investigation will be required due to concerns about the robustness of some of the data supplied to SASS.
- The services with the highest levels of use (full daycare, half day care/half day nursery AM and half day care/half day nursery PM, are also the services where full daycare providers have the highest number of vacancies across Cardiff (1,371 for full daycare; 1,266 for half day AM, and 1,043 vacancies for half day PM)
- On average, across the period w/c 07.06.2021 to w/c 04.07.2021, providers reported **27,194** weekly child attendances. This would equate to an average of **5,439** daily child attendances (27,194/5). However, this does not mean that 5,439 different children accessed childcare, as the same child could attend a number of settings and services within a single day.

## 8.2. Demand for Childcare (parent survey)

Cardiff received 406 completed parental surveys. Notice of the survey was sent to:

- all childcare settings,
- Schools, via a newsletter distributed to all schools through Education,
- all Council employees, via 'the Councils corporate employee email distribution list
- and promoted on the Council's website.

Given the relatively small number of survey responses, the data cannot be seen to be representative of the population as a whole. The survey should be seen as a snapshot, reflecting the views and opinions of the parents who completed the survey at the time of completion. It should also be noted as not all respondents answered all questions, the number of responses received (n) has been included.

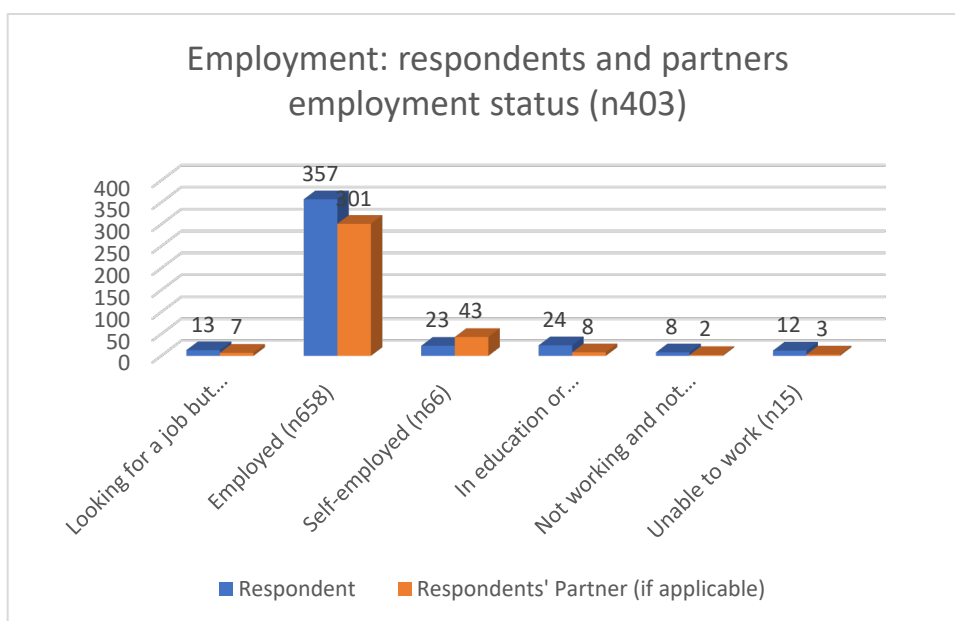
### Survey findings – respondents

#### Employment

Table: respondents and partners employment status (n403)

|                                     | Looking for a job but not working yet (n20) | Employed (n658) | Self-employed (n66) | In education or training (n32) | Not working and not looking for a job (n10) | Unable to work (n15) |
|-------------------------------------|---------------------------------------------|-----------------|---------------------|--------------------------------|---------------------------------------------|----------------------|
| <b>You</b>                          | 13                                          | 357             | 23                  | 24                             | 8                                           | 12                   |
| <b>Your Partner (if applicable)</b> | 7                                           | 301             | 43                  | 8                              | 2                                           | 3                    |

Chart: respondents and partners employment status (n403)



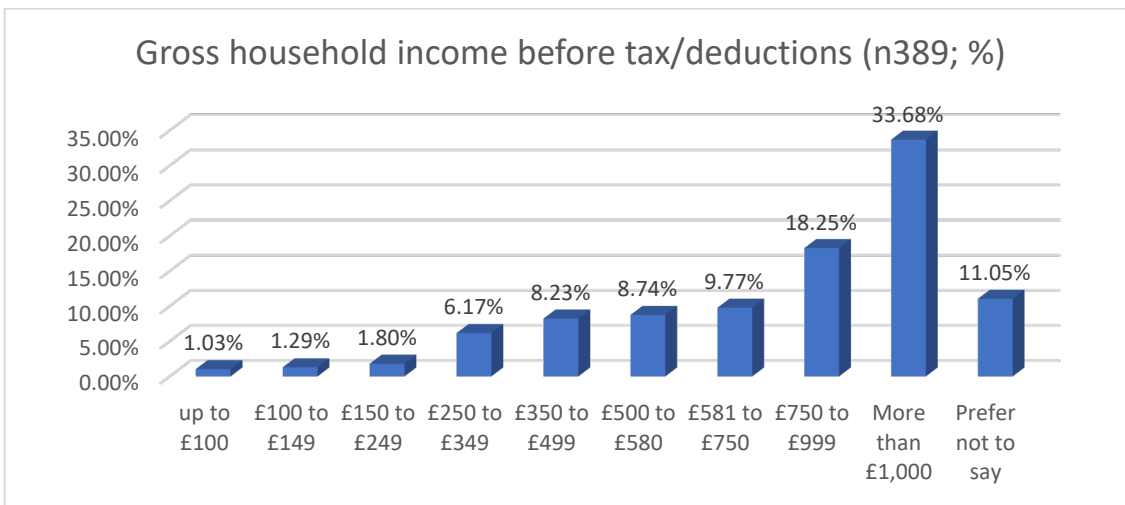
- The largest number of respondents (357) and their partners (301) were in employment. The smallest number (8) and their partners (2) were not working and not looking for a job

**Income**

*Table: Gross household income per week (before deductions/tax) (n389)*

| Gross household income per week (before deductions/tax) (n389) | %      | Number |
|----------------------------------------------------------------|--------|--------|
| up to £100                                                     | 1.03%  | 4      |
| £100 to £149                                                   | 1.29%  | 5      |
| £150 to £249                                                   | 1.80%  | 7      |
| £250 to £349                                                   | 6.17%  | 24     |
| £350 to £499                                                   | 8.23%  | 32     |
| £500 to £580                                                   | 8.74%  | 34     |
| £581 to £750                                                   | 9.77%  | 38     |
| £750 to £999                                                   | 18.25% | 71     |
| More than £1,000                                               | 33.68% | 131    |
| Prefer not to say                                              | 11.05% | 43     |

*Chart: Gross household income per week (before deductions/tax)*



- The largest percentage of respondents were earning over £1,000 per week before deductions
- Only 16 (4.12%) respondents reported household income of £249 per week or under

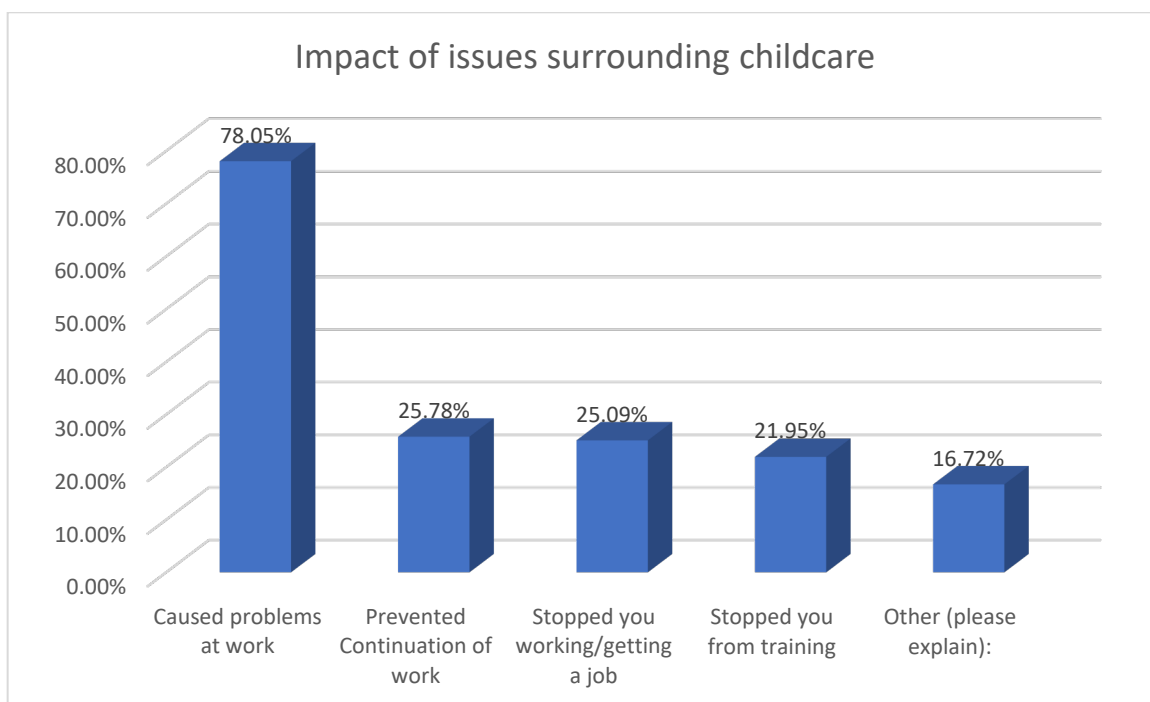
## Childcare issues: impact on employment

Table: In the last year, have issues surrounding childcare affected you or your partner (if applicable) in any of the following ways (tick all that apply): (n287)

| In the last year, have issues surrounding childcare affected you or your partner (if applicable) in any of the following ways (tick all that apply): (n287) | %     | Number |
|-------------------------------------------------------------------------------------------------------------------------------------------------------------|-------|--------|
| Caused problems at work                                                                                                                                     | 78.1% | 224    |
| Prevented Continuation of work                                                                                                                              | 25.8% | 74     |
| Stopped you working/getting a job                                                                                                                           | 25.1% | 72     |
| Stopped you from training                                                                                                                                   | 22.0% | 63     |
| Other (please explain):                                                                                                                                     | 16.7% | 48     |

- It is not possible to identify if the 'childcare issues' above were caused or exacerbated by Covid, or whether the same level of response would have occurred in a non-Covid environment

Chart: In the last year, have issues surrounding childcare affected you or your partner (if applicable) in any of the following ways (tick all that apply): (n287)



### Comments received to this question included:

*"Had to change days and hours as the cost is very expensive and not affordable"*

*"Being sent home poorly. But biggest issue needing to drop hours in work as not financially worthwhile continuing full time hours due to costs"*

*"Significant disruption to work. Daughter being sent home or for a covid test at Short notice"*

*"Stopped from applying for new jobs due to currently being in a sales job with commission. I couldn't afford childcare without the commission."*

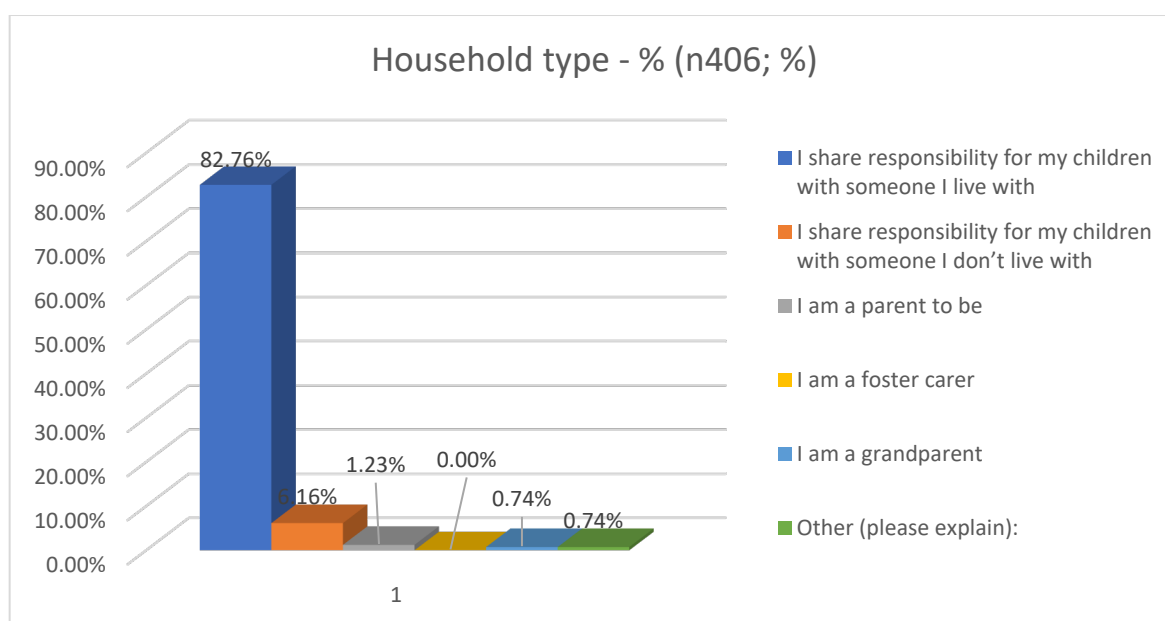


## Household type

Table: household type (n406)

| Household Type                                                        | %      | Number |
|-----------------------------------------------------------------------|--------|--------|
| I share responsibility for my children with someone I live with       | 82.76% | 336    |
| I share responsibility for my children with someone I don't live with | 6.16%  | 25     |
| I am a parent to be                                                   | 1.23%  | 5      |
| I am a foster carer                                                   | 0.00%  | 0      |
| I am a grandparent                                                    | 0.74%  | 3      |
| Other (please explain):                                               | 0.74%  | 3      |

Chart: Household type



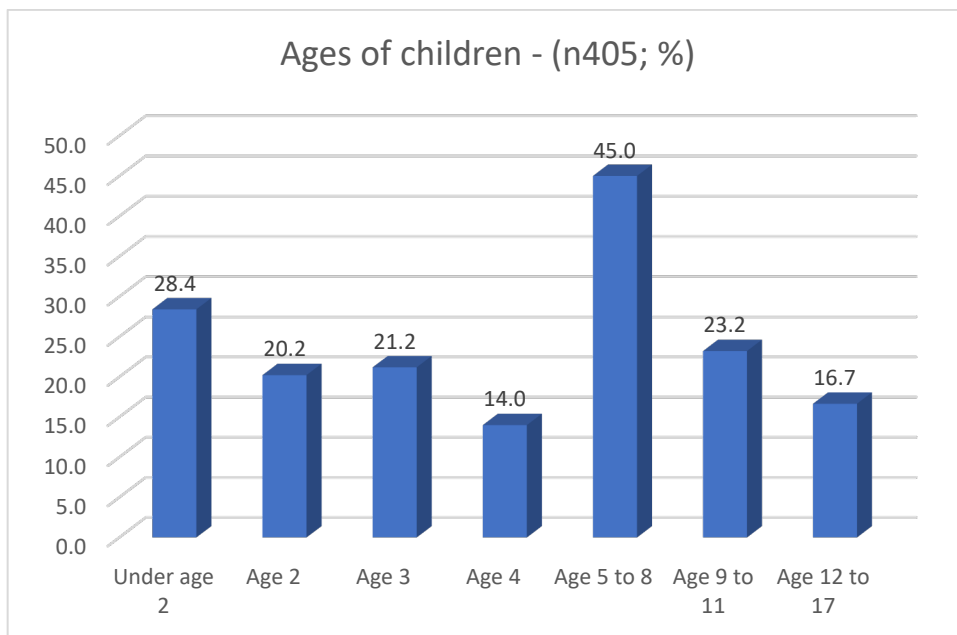
- The majority of respondents (82.76%) reported sharing responsibility for their child with someone they lived with
- No foster carers submitted a completed survey, and less than 1% of responses were from grandparents

## Ages of children of respondents

Table: Ages of children of respondents (n405)

| Age          | %    | Number |
|--------------|------|--------|
| Under age 2  | 28.4 | 165    |
| Age 2        | 20.2 | 92     |
| Age 3        | 21.2 | 82     |
| Age 4        | 14.0 | 59     |
| Age 5 to 8   | 45.0 | 150    |
| Age 9 to 11  | 23.2 | 62     |
| Age 12 to 17 | 16.7 | 33     |

Chart: Ages of children of respondents



- 60.1% of respondents reported having at least one child aged 8 or under, compared to 39.9% reporting having at least one child aged 9 or above

**Children: Disability or long-term illness**

Table: Children: Disability or long-term illness (n403)

| Do any of your children have a disability or a long-term illness? (n403) | %     | Number |
|--------------------------------------------------------------------------|-------|--------|
| Yes                                                                      | 5.5%  | 22     |
| No                                                                       | 93.8% | 378    |
| Prefer not to say                                                        | 0.7%  | 3      |

Chart: Children with a disability or long-term illness (n403)

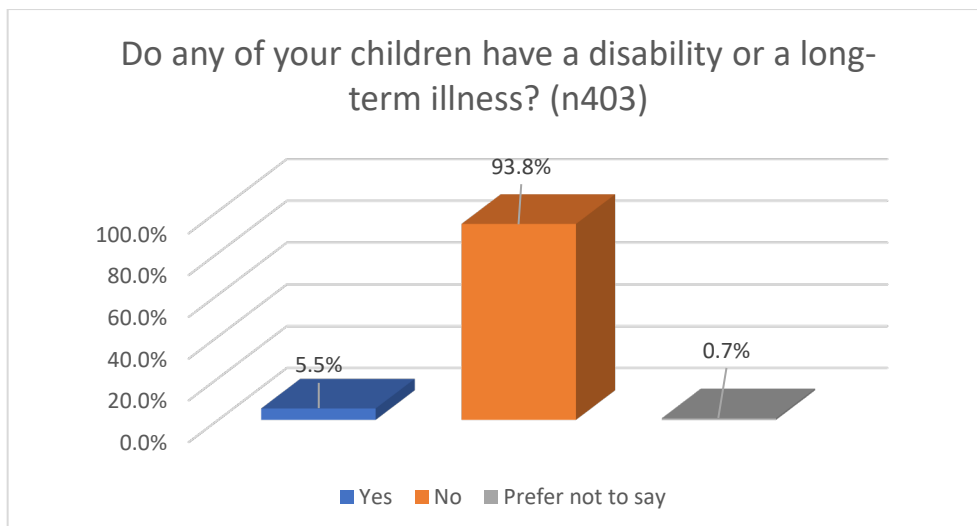
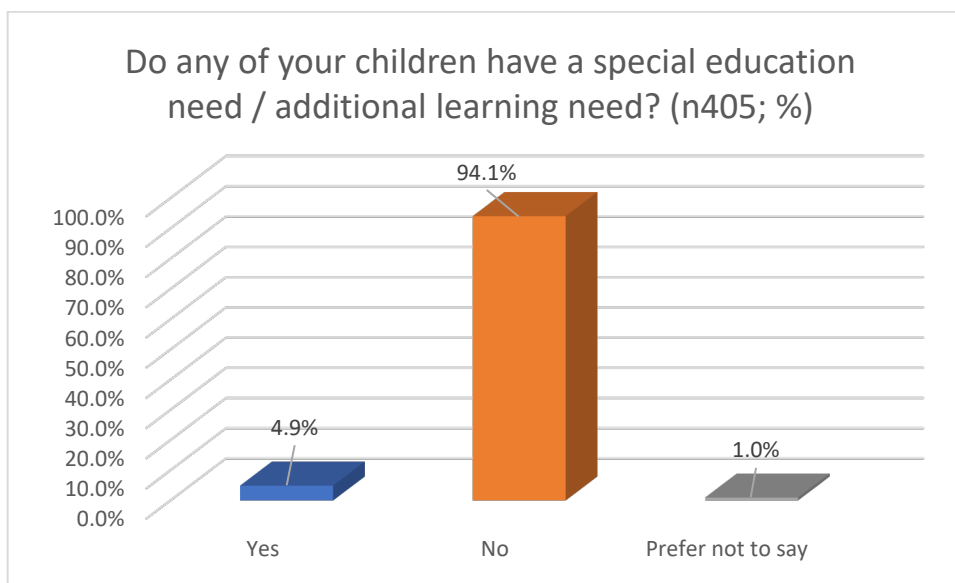


Table: Children: Special Educational Need/Additional Learning Need (n405)

| Do any of your children have a special education need / additional learning need (they need additional support with their learning)? (n405) | %     | Number |
|---------------------------------------------------------------------------------------------------------------------------------------------|-------|--------|
| Yes                                                                                                                                         | 4.9%  | 20     |
| No                                                                                                                                          | 94.1% | 381    |
| Prefer not to say                                                                                                                           | 1.0%  | 4      |

Chart: Children: Special Educational Need/Additional Learning Need



**Summary**

Across all schools, there are 9,446 pupils with a SEN statement, or on School Action or School Action Plus, representing 16.6% of all pupils. This is a higher rate than reported by childcare providers, who identified a total of 265 children “formally identified as having learning difficulties or disabilities”. This is 2.4% of the 10,828 children on childcare providers’ books. Childcare settings may not be informed by parents that a child has been “formally identified as having learning difficulties or disabilities” which would impact on reporting. It is also not clear whether a child being on SEN School Action or SEN School Action Plus would meet the criteria for being “formally identified as having learning difficulties or disabilities”.

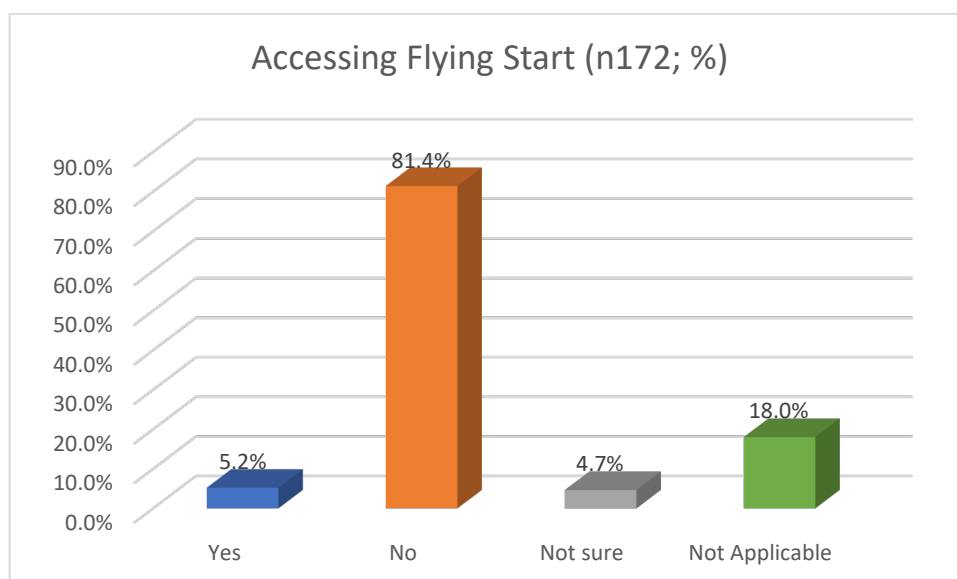
## Use of Welsh Government funded services

### Flying Start

*Table: Accessing Flying Start*

| Is your age 2 or 3 year old child(ren) accessing Flying Start childcare? (n172) | %    | Number |
|---------------------------------------------------------------------------------|------|--------|
| Yes                                                                             | 5.2  | 9      |
| No                                                                              | 81.4 | 140    |
| Not sure                                                                        | 4.7  | 8      |
| Not Applicable                                                                  | 18.0 | 31     |

Chart: Accessing Flying Start



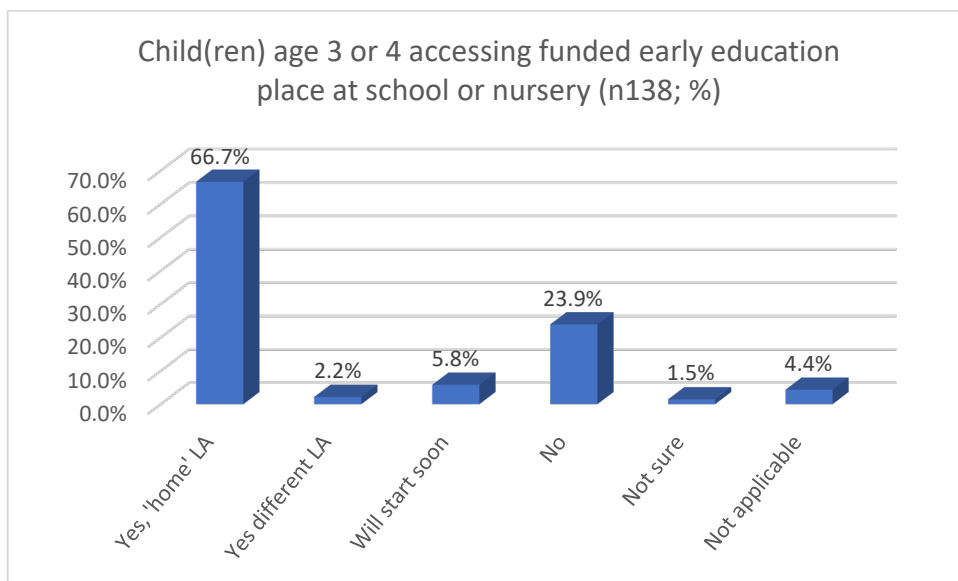
- Only 9 of the 172 respondents replied to indicate they were using Flying Start. This may reflect the geographical nature of the Flying Start provision.
- Not Applicable responses may have come from families not living in a Flying Start area

### Accessing funded early education (Foundation Phase Nursery)

*Table: Accessing funded early education (Foundation Phase Nursery)*

| Is your child(ren) age 3 or 4 accessing funded early education place at school or nursery? (n138) | %     | Number |
|---------------------------------------------------------------------------------------------------|-------|--------|
| Yes, 'home' LA                                                                                    | 66.7% | 92     |
| Yes different LA                                                                                  | 2.2%  | 3      |
| Will start soon                                                                                   | 5.8%  | 8      |
| No                                                                                                | 23.9% | 33     |
| Not sure                                                                                          | 1.5%  | 2      |
| Not applicable                                                                                    | 4.4%  | 6      |

Chart: Accessing funded early education (Foundation Phase Nursery)



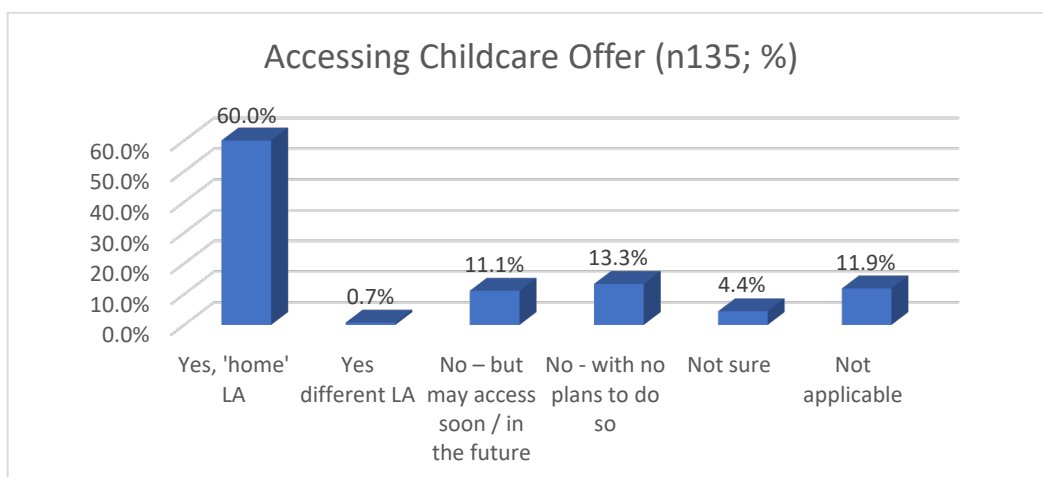
- 68.9% of the 138 respondents indicated their child was accessing a funded early education placement, either in their home authority (66.7%, 92 respondents) or in a different local authority (2.2%, 3 respondents)

### Accessing the Childcare Offer

Table: Accessing the Childcare Offer

| Is your age 3 or 4 year old child(ren) accessing government funded childcare (the Childcare Offer)? (n135) | %     | Number |
|------------------------------------------------------------------------------------------------------------|-------|--------|
| Yes, 'home' LA                                                                                             | 60.0% | 81     |
| Yes different LA                                                                                           | 0.7%  | 1      |
| No – but may access soon / in the future                                                                   | 11.1% | 15     |
| No - with no plans to do so                                                                                | 13.3% | 18     |
| Not sure                                                                                                   | 4.4%  | 6      |
| Not applicable                                                                                             | 11.9% | 16     |

Chart: Accessing the Childcare Offer

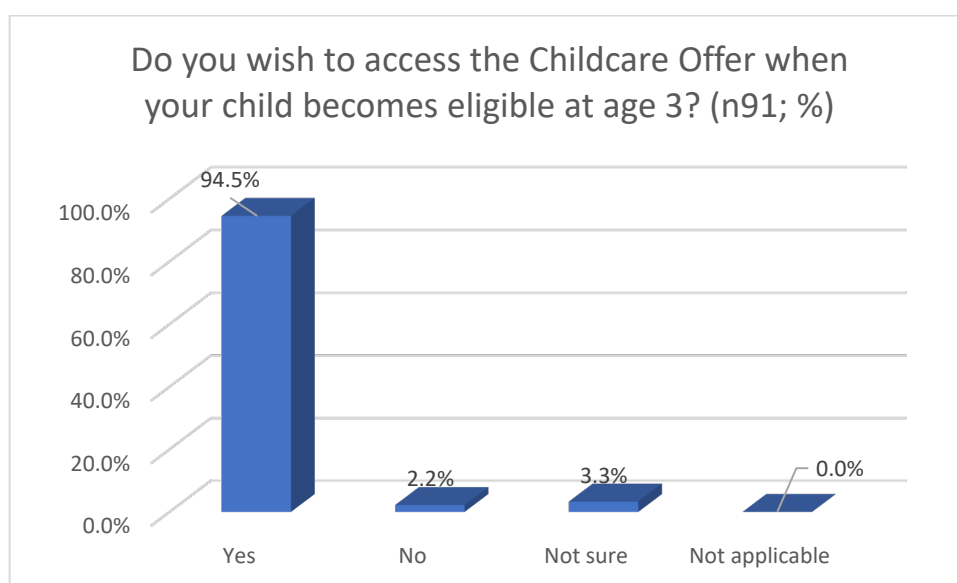


## Wishing to access the Childcare Offer

Table: Wishing to access the Childcare Offer

| Do you wish to access government funded childcare (the Childcare Offer) when your child becomes eligible at age 3? (n91) | %     | Number |
|--------------------------------------------------------------------------------------------------------------------------|-------|--------|
| Yes                                                                                                                      | 94.5% | 86     |
| No                                                                                                                       | 2.2%  | 2      |
| Not sure                                                                                                                 | 3.3%  | 3      |
| Not applicable                                                                                                           | 0%    | 0      |

Chart: Wishing to access the Childcare Offer



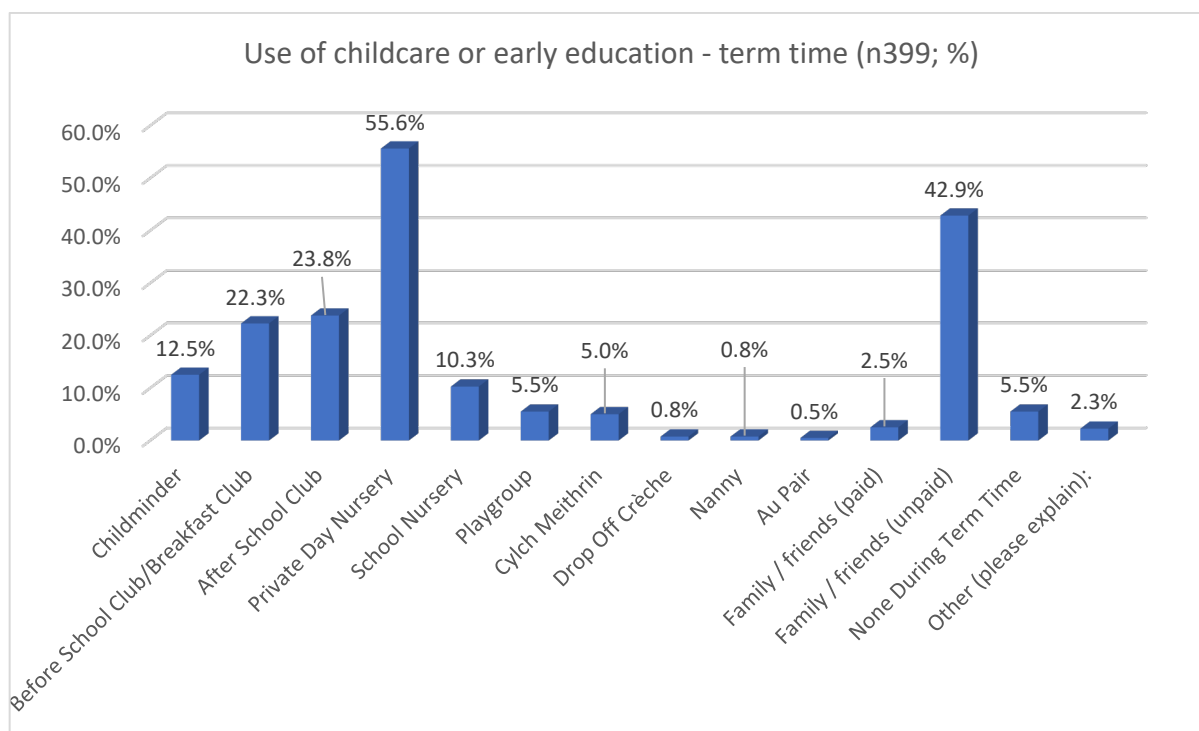
- The majority of respondents to these questions were either already accessing the Childcare Offer (60%, n81) or wishing or intending to use the Childcare Offer when their child was old enough (94.5%, n86).
- It is not clear if all respondents are fully aware of the Childcare Offer criteria, so it may be case parents have indicated they wish to use the Childcare Offer, but may not be eligible to do so

## Use of childcare: term time

Table: Use of childcare: term time

| Do you currently use any of the following types of childcare or early education DURING TERM TIME (Please tick all that apply)? (n399) | %     | Number |
|---------------------------------------------------------------------------------------------------------------------------------------|-------|--------|
| Childminder                                                                                                                           | 12.5% | 50     |
| Before School Club/Breakfast Club                                                                                                     | 22.3% | 89     |
| After School Club                                                                                                                     | 23.8% | 95     |
| Private Day Nursery                                                                                                                   | 55.6% | 222    |
| School Nursery                                                                                                                        | 10.3% | 41     |
| Playgroup                                                                                                                             | 5.5%  | 22     |
| Cylch Meithrin                                                                                                                        | 5.0%  | 20     |
| Drop Off Crèche                                                                                                                       | 0.8%  | 3      |
| Nanny                                                                                                                                 | 0.8%  | 3      |
| Au Pair                                                                                                                               | 0.5%  | 2      |
| Family / friends (paid)                                                                                                               | 2.5%  | 10     |
| Family / friends (unpaid)                                                                                                             | 42.9% | 171    |
| None During Term Time                                                                                                                 | 5.5%  | 22     |
| Other (please explain):                                                                                                               | 2.3%  | 9      |

Chart: Use of childcare: term time



- Of the 399 responses to this question, 22 (55.6%) of respondents reported using full daycare, 89 (22.3%) using breakfast/before school care\*, and 95 (23.8%) an after school club.

- 181 respondents reported using family and friends, with the majority (171, 42.9%) reporting there was no payment made
- \*Some care must be taken when interpreting the results, as respondents may use different definitions. For example Before School Club/Breakfast Club could mean either a registered childcare setting for which fees are charged, or a free breakfast club provided by the school. Whilst both provide childcare for parents, the free breakfast club is not registered as childcare by CIW

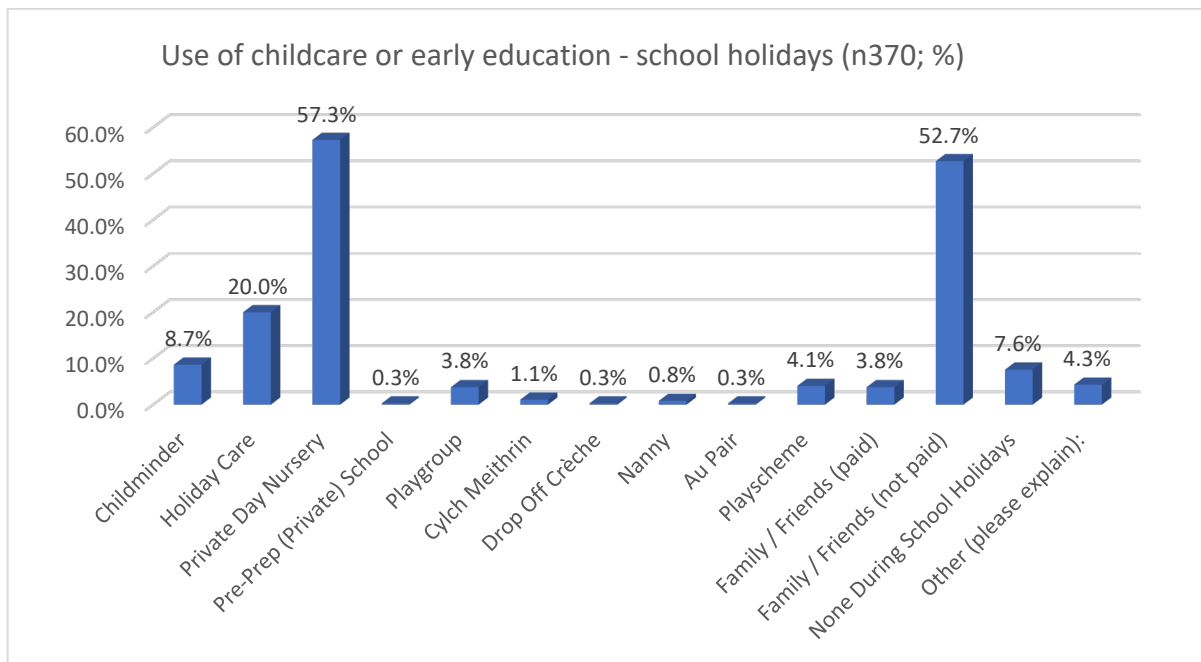
### Use of childcare: holidays

*Table: Use of childcare: holidays*

| <b>Do you currently use any of the following types of childcare or early education DURING SCHOOL HOLIDAYS? (Please tick all that apply): (n370)</b> | <b>%</b> | <b>Number</b> |
|-----------------------------------------------------------------------------------------------------------------------------------------------------|----------|---------------|
| Childminder                                                                                                                                         | 8.7%     | 32            |
| Holiday Care                                                                                                                                        | 20.0%    | 74            |
| Private Day Nursery                                                                                                                                 | 57.3%    | 212           |
| Pre-Prep (Private) School                                                                                                                           | 0.3%     | 1             |
| Playgroup                                                                                                                                           | 3.8%     | 14            |
| Cylch Meithrin                                                                                                                                      | 1.1%     | 4             |
| Drop Off Crèche                                                                                                                                     | 0.3%     | 1             |
| Nanny                                                                                                                                               | 0.8%     | 3             |
| Au Pair                                                                                                                                             | 0.3%     | 1             |
| Playscheme                                                                                                                                          | 4.1%     | 15            |
| Family / Friends (paid)                                                                                                                             | 3.8%     | 14            |
| Family / Friends (not paid)                                                                                                                         | 52.7%    | 195           |
| None During School Holidays                                                                                                                         | 7.6%     | 28            |
| Other (please explain):                                                                                                                             | 4.3%     | 16            |



Chart: Use of childcare: holidays



- As with term time use, the largest number of respondents indicated they use full daycare during school holidays (212, 57.3%).
- 209 respondents reported using family and friends, with the majority (195, 52.7%) reporting there was no payment made. Slightly more respondents (209 compared to 181) reported using family and friends during school holidays than during term time.
- Playschemes, which do not usually operate during term time were noted in 15 responses (4.1%)
- The reported use of playgroups and Cylch Meithrin dropped from 5.5% and 5% to 3.8% and 1.1% respectively, reflecting that most provision of this type is term time only.
- The use of childminders reduced from 50 respondents (12.5%) to 32 (8.7%), despite the fact the majority of childminders (153 of 185 SASS responses, 82.7%) operate all year round

## Childcare hours used

Respondents were asked to indicate the weekly childcare hours used, with options to input a figure for 'at least'; 'on average' and 'most' weekly hours for both term time and holidays

*Table: Average weekly hours used – term time, holiday*

|                      | Term; at least | Term; average | Term; most | Holidays; at least | Holidays; average | Holidays; most |
|----------------------|----------------|---------------|------------|--------------------|-------------------|----------------|
| Least hours reported | 0              | 0             | 0          | 0                  | 0                 | 0              |
| Most hours reported  | 90             | 90            | 90         | 500                | 600               | 700            |
| Mode                 | 40             | 40            | 40         | 40                 | 30                | 30             |
| Average              | 23.5           | 14.4          | 28.1       | 25.7               | 30.2              | 34.4           |

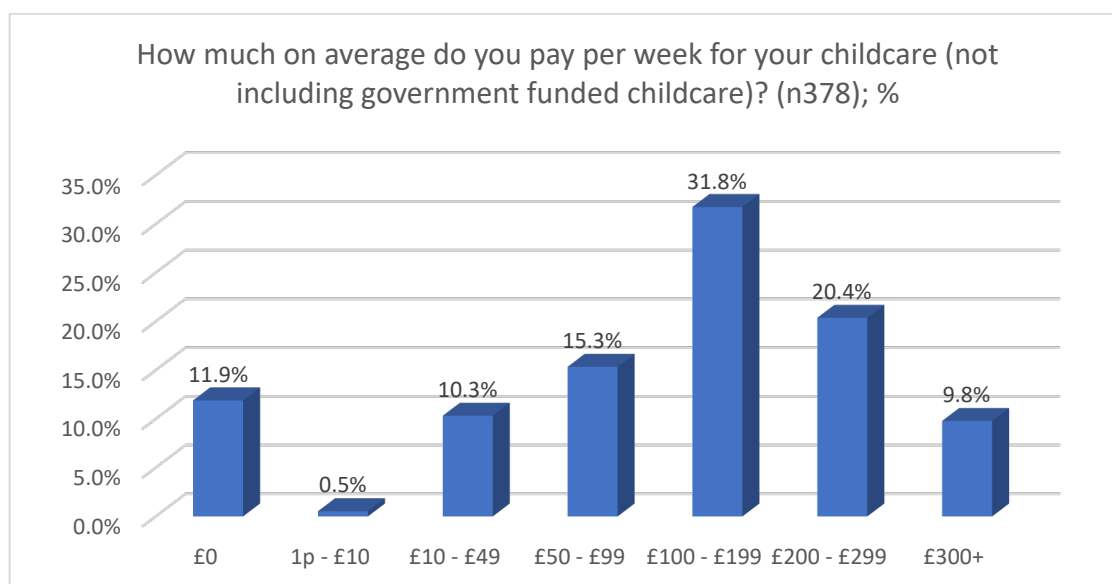
- Due to wide range of hours input as a response, both modal and average figures have been used. The modal term time use for all categories (at least, average and most) is reported to be 40 hours. However, as the majority of children attend childcare part-time, the accuracy of this data is questionable, especially for children of school age.
- Weekly holiday hours of between 500 and 700 hours per week have been recorded. This figure is far in excess of the longest weekly operating hours for any holiday provider (07.00 – 18.00 = 11 hours per day, 55 hours per week) and therefore must be seen as an error

## Childcare costs

*Table: How much on average do you pay per week for your childcare*

| How much on average do you pay per week for your childcare (not including government funded childcare)? (n378) | %     | Number |
|----------------------------------------------------------------------------------------------------------------|-------|--------|
| £0                                                                                                             | 11.9% | 45     |
| 1p - £10                                                                                                       | 0.5%  | 2      |
| £10 - £49                                                                                                      | 10.3% | 39     |
| £50 - £99                                                                                                      | 15.3% | 58     |
| £100 - £199                                                                                                    | 31.8% | 120    |
| £200 - £299                                                                                                    | 20.4% | 77     |
| £300+                                                                                                          | 9.8%  | 37     |

Chart: How much on average do you pay per week for your childcare



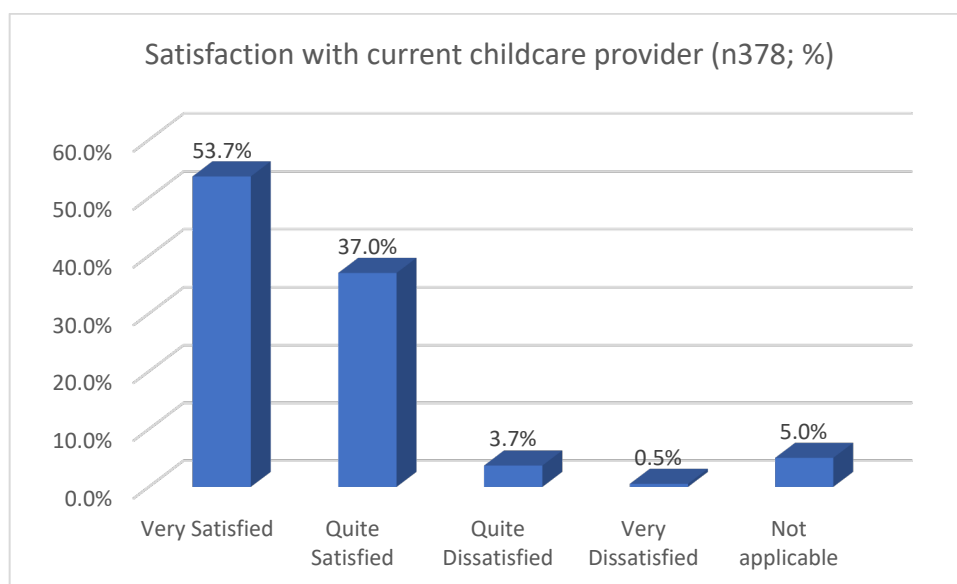
- The majority of respondents (120, 31.8%) reported paying between £100 and £200 per week for their childcare
- The modal weekly fee for full daycare (the most commonly reported provider type used) for a child of 3 year or under is £270. The figure above correlates with the data indicating most children attend childcare on a part-time basis
- For a child aged 4 to 12 years in an out of school club, weekly fees of around £40 are commonly reported. Again, data indicates most children attend out of school care on a part-time basis.
- From the above costs it is not possible to ascertain how many children a respondent has attending childcare at the same time

### Satisfaction with provision

Table: satisfaction with provision (n378)

| How satisfied are you with your current childcare provider? (n378) | %     | Number |
|--------------------------------------------------------------------|-------|--------|
| Very Satisfied                                                     | 53.7% | 203    |
| Quite Satisfied                                                    | 37.0% | 140    |
| Quite Dissatisfied                                                 | 3.7%  | 14     |
| Very Dissatisfied                                                  | 0.5%  | 2      |
| Not applicable                                                     | 5.0%  | 19     |

Chart: satisfaction with provision



- Of the 378 respondents to this question, 343 (90.7%) were either 'Very satisfied' or 'Quite satisfied' with their childcare provider.
- Only 2 were 'Very dissatisfied' with their childcare provider

### Childcare arrangements: Area for improvements

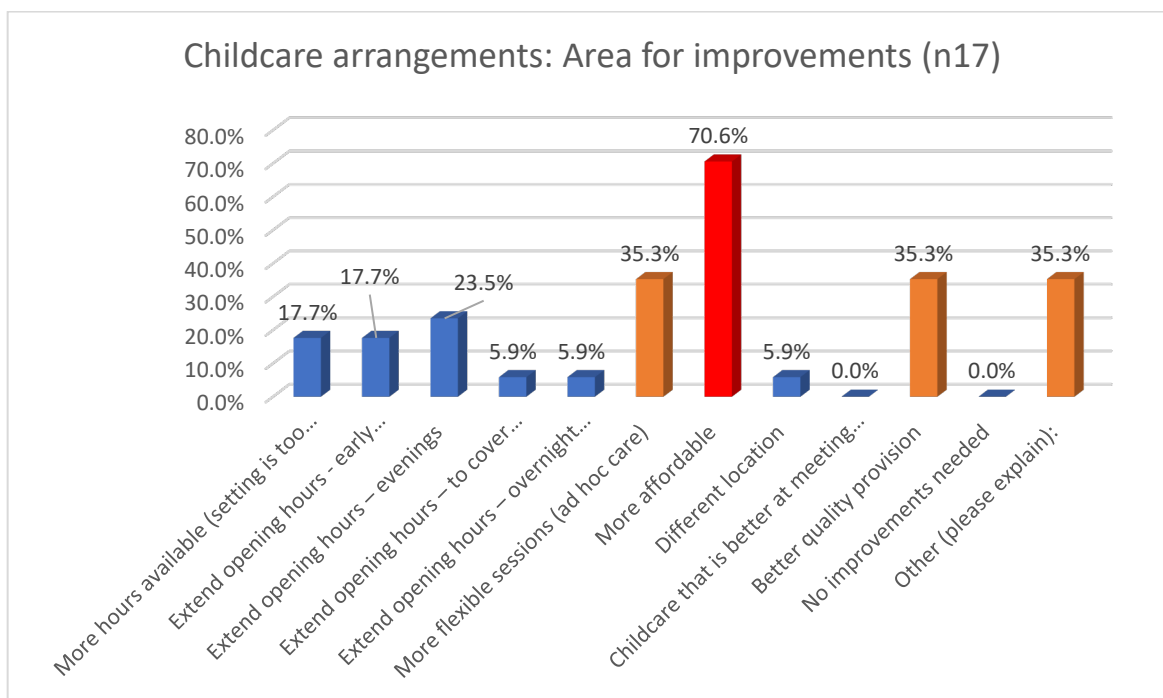
Table: Childcare arrangements: Area for improvements (n17)

NB: Please note small number of responses

| If you are unhappy with a certain aspect of your childcare arrangements, please tell us how it could be improved: (n17) | %     | Number |
|-------------------------------------------------------------------------------------------------------------------------|-------|--------|
| More hours available (setting is too busy /full)                                                                        | 17.7% | 3      |
| Extend opening hours - early mornings                                                                                   | 17.7% | 3      |
| Extend opening hours – evenings                                                                                         | 23.5% | 4      |
| Extend opening hours – to cover weekend                                                                                 | 5.9%  | 1      |
| Extend opening hours – overnight care                                                                                   | 5.9%  | 1      |
| <b>More flexible sessions (ad hoc care)</b>                                                                             | 35.3% | 6      |
| <b>More affordable</b>                                                                                                  | 70.6% | 12     |
| Different location                                                                                                      | 5.9%  | 1      |
| Childcare that is better at meeting my child's additional learning needs                                                | 0.0%  | 0      |
| <b>Better quality provision</b>                                                                                         | 35.3% | 6      |
| No improvements needed                                                                                                  | 0.0%  | 0      |
| <b>Other (please explain):</b>                                                                                          | 35.3% | 6      |

Chart: Table: Childcare arrangements: Area for improvements (n17)

NB: Please note small number of responses



- As only 17 responses were received to this question the results cannot be seen to be statistically significant
- Affordability was most often identified as an area for improvement (12,70.6%), with greater flexibility around ad hoc sessions, quality, and 'other' occurring 6 times each (35.3%)
- The Other category contained comments including;
  - "Find them unreliable, send the child home sick regularly"
  - "Less strict rules around PCR tests / covid, recognising that children under 4 will get coughs and colds"
  - Better tailor experience to my individual child

#### Parental opinion questions: Likert scale

The survey asked respondents opinions on a number of statements. Results are set out below.

Table: I am satisfied with my childcare in term time (n401)

| I am satisfied with my childcare in term time (n401) | %     | Number |
|------------------------------------------------------|-------|--------|
| Strongly Agree                                       | 40.9% | 164    |
| Tend to Agree                                        | 41.1% | 165    |
| Tend to Disagree                                     | 7.5%  | 30     |
| Strongly Disagree                                    | 1.7%  | 7      |
| N/A                                                  | 8.7%  | 35     |

Chart: I am satisfied with my childcare in term time (n401)

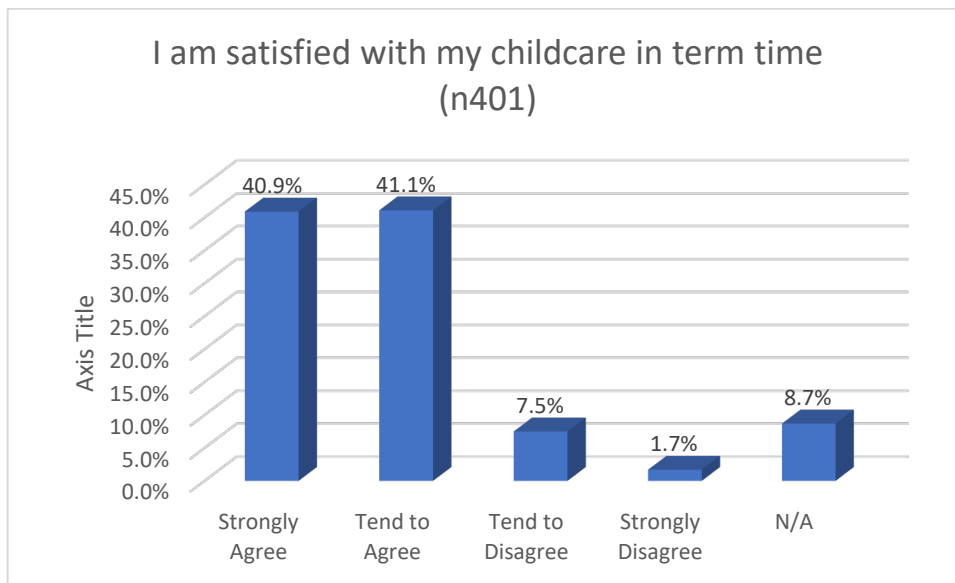


Table: I am satisfied with my childcare in school holidays (n401)

| I am satisfied with my childcare in school holidays (n401) | %     | Number |
|------------------------------------------------------------|-------|--------|
| Strongly Agree                                             | 45.9% | 183    |
| Tend to Agree                                              | 39.1% | 156    |
| Tend to Disagree                                           | 5.5%  | 22     |
| Strongly Disagree                                          | 1.5%  | 6      |
| N/A                                                        | 8.0%  | 32     |

Chart: I am satisfied with my childcare in school holidays (n401)

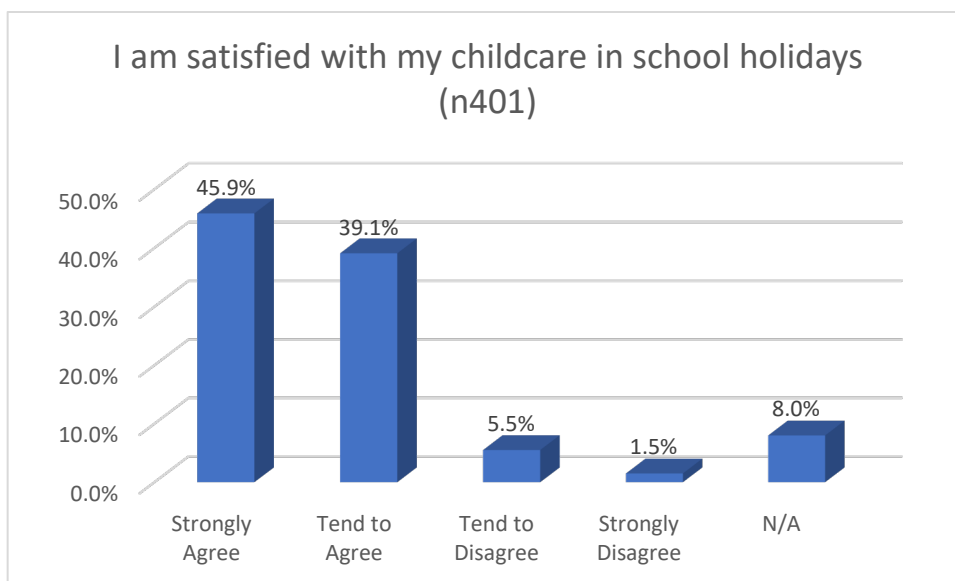


Table: There is a good choice of childcare in my area (n400)

| <b>There is a good choice of childcare in my area (n400)</b> | <b>%</b> | <b>Number</b> |
|--------------------------------------------------------------|----------|---------------|
| Strongly Agree                                               | 15.3%    | 61            |
| Tend to Agree                                                | 35.8%    | 143           |
| Tend to Disagree                                             | 29.3%    | 117           |
| Strongly Disagree                                            | 14.3%    | 57            |
| N/A                                                          | 5.5%     | 22            |

- It is not clear whether these responses refer to the availability, affordability or range of childcare, or the respondent's knowledge of sources of information regarding childcare e.g., Cardiff Family Advice and Support, Dewis, FIS. Wales, etc.

Chart: There is a good choice of childcare in my area (n400)

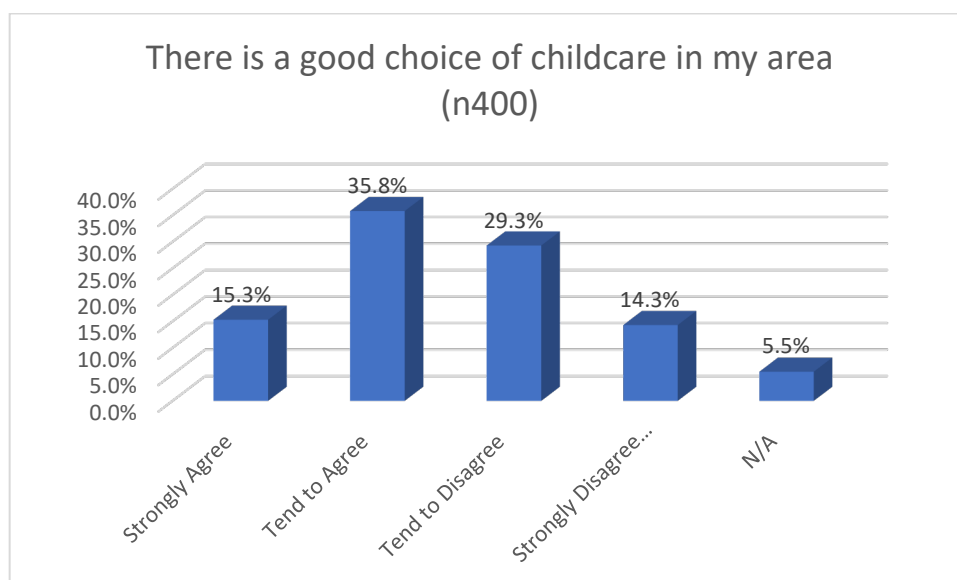
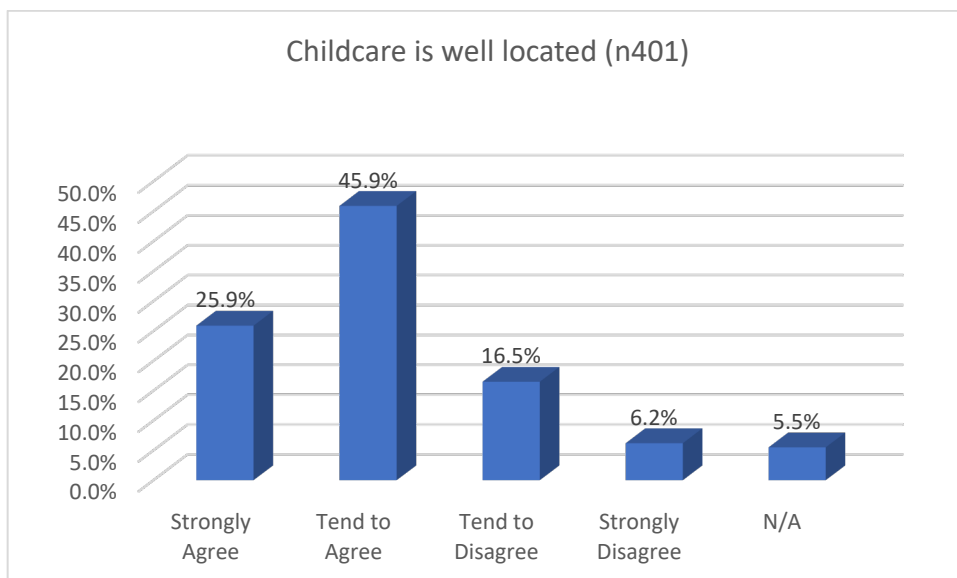


Table: Childcare is well located (n401)

| <b>Childcare is well located (n401)</b> | <b>%</b> | <b>Number</b> |
|-----------------------------------------|----------|---------------|
| Strongly Agree                          | 25.9%    | 104           |
| Tend to Agree                           | 45.9%    | 184           |
| Tend to Disagree                        | 16.5%    | 66            |
| Strongly Disagree                       | 6.2%     | 25            |
| N/A                                     | 5.5%     | 22            |

Chart: Childcare is well located (n401)



- It is not clear if these responses reflect the views of respondents regarding location in terms of accessibility or convenience for the parent/carer or relates to the parent/carer’s view of the suitability of premises the childcare is delivered from.

Table: Childcare caters for my children’s needs (n399)

| Childcare caters for my children’s needs (n399) | %     | Number |
|-------------------------------------------------|-------|--------|
| Strongly Agree                                  | 21.1% | 83     |
| Tend to Agree                                   | 27.2% | 107    |
| Tend to Disagree                                | 17.3% | 68     |
| Strongly Disagree                               | 7.6%  | 30     |
| N/A                                             | 26.9% | 106    |

Chart: Childcare caters for my children’s needs (n399)

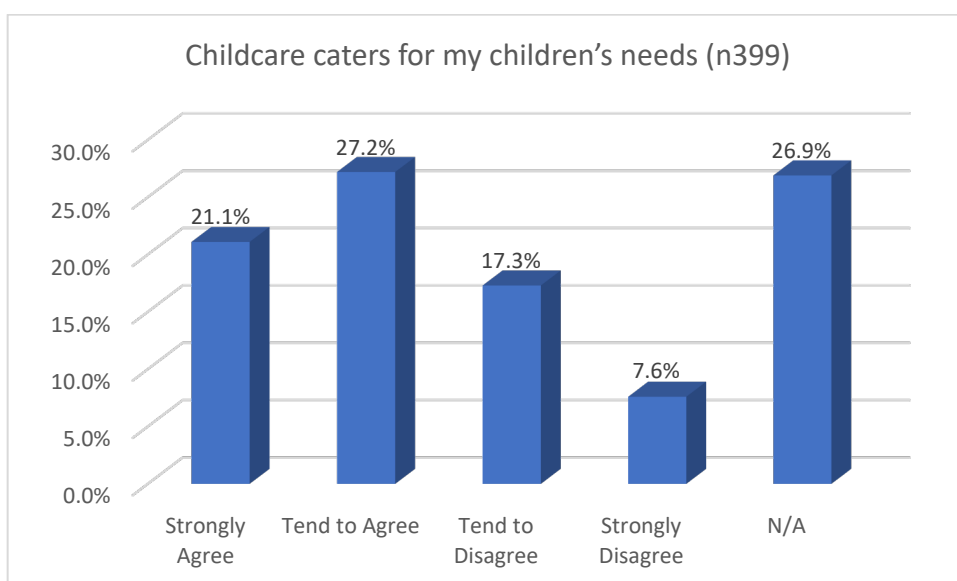




Table: I would like my child to attend more registered childcare (n394)

| <b>I would like my child to attend more registered childcare (n394)</b> | <b>%</b> | <b>Number</b> |
|-------------------------------------------------------------------------|----------|---------------|
| Strongly Agree                                                          | 21.1%    | 83            |
| Tend to Agree                                                           | 27.2%    | 107           |
| Tend to Disagree                                                        | 17.3%    | 68            |
| Strongly Disagree                                                       | 7.6%     | 30            |
| N/A                                                                     | 26.9%    | 106           |

Chart: I would like my child to attend more registered childcare (n394)

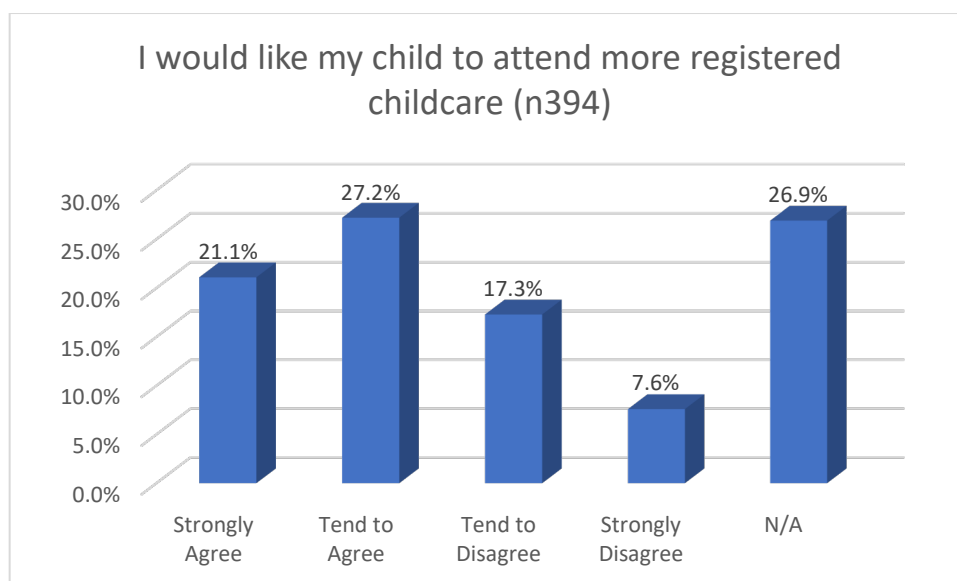


Table: Childcare is too expensive (n403)

| <b>Childcare is too expensive (n403)</b> | <b>%</b> | <b>Number</b> |
|------------------------------------------|----------|---------------|
| Strongly Agree                           | 74.2%    | 299           |
| Tend to Agree                            | 18.9%    | 76            |
| Tend to Disagree                         | 3.5%     | 14            |
| Strongly Disagree                        | 1.0%     | 4             |
| N/A                                      | 2.5%     | 10            |

Chart: Childcare is too expensive (n403)

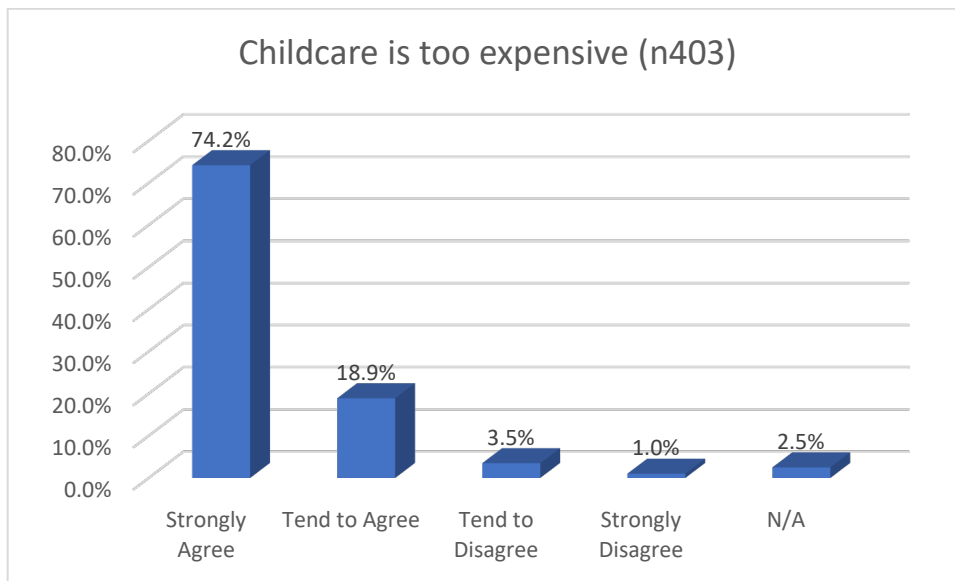


Table: I would prefer to use family/friends for childcare (n394)

| <b>I would prefer to use family/friends for childcare (n394)</b> | <b>%</b> | <b>Number</b> |
|------------------------------------------------------------------|----------|---------------|
| Strongly Agree                                                   | 10.4%    | 41            |
| Tend to Agree                                                    | 22.1%    | 87            |
| Tend to Disagree                                                 | 35.3%    | 139           |
| Strongly Disagree                                                | 15.7%    | 62            |
| N/A                                                              | 16.5%    | 65            |

Chart: I would prefer to use family/friends for childcare (n394)

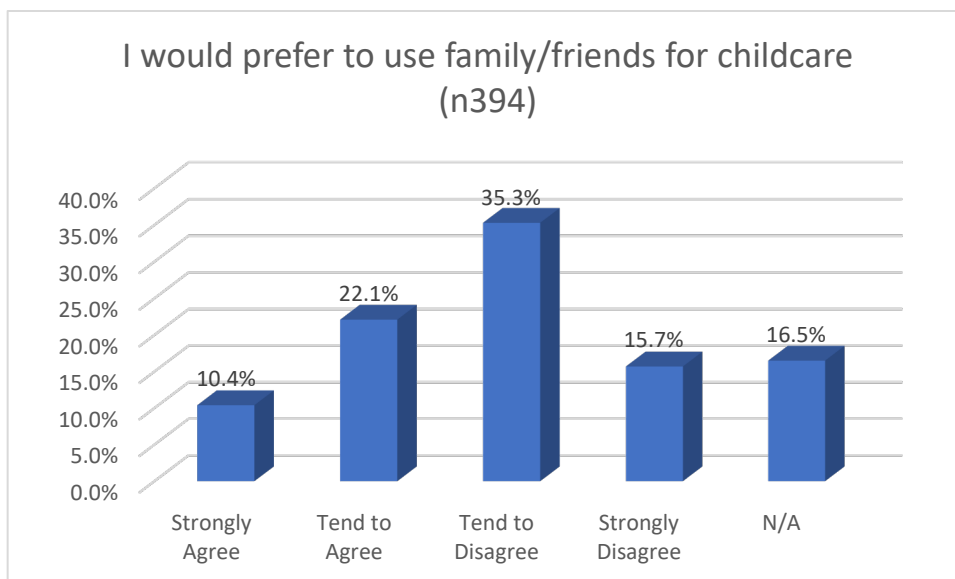


Table: I have a problem with childcare arrangements that are unreliable (eg. cancel sessions at short notice) (n397)

| I have a problem with childcare arrangements that are unreliable (eg. cancel sessions at short notice) (n397) | %     | Number |
|---------------------------------------------------------------------------------------------------------------|-------|--------|
| Strongly Agree                                                                                                | 6.8%  | 27     |
| Tend to Agree                                                                                                 | 8.1%  | 32     |
| Tend to Disagree                                                                                              | 20.9% | 83     |
| Strongly Disagree                                                                                             | 35.0% | 139    |
| N/A                                                                                                           | 29.2% | 116    |

Chart: I have a problem with childcare arrangements that are unreliable (eg. cancel sessions at short notice) (n397)

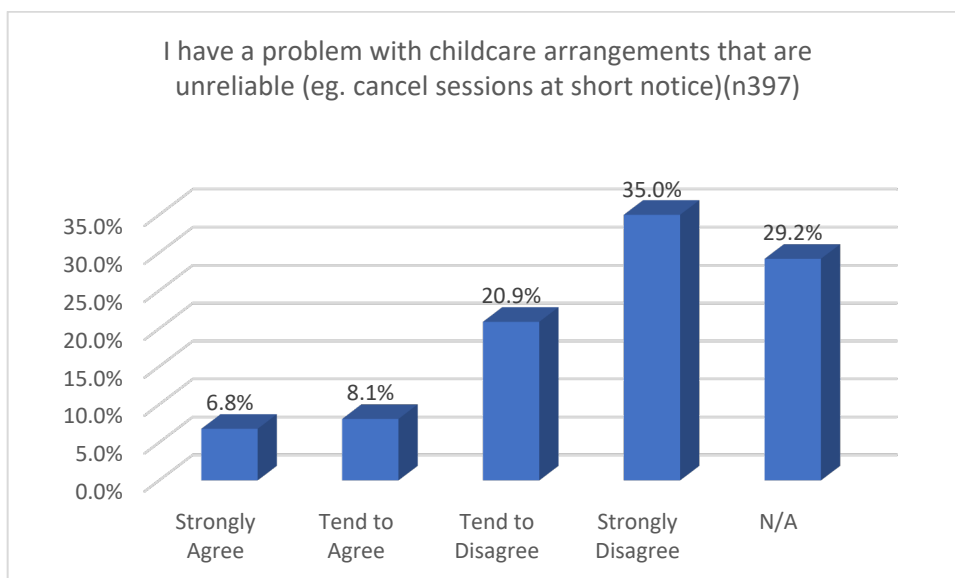


Table: Childcare is a barrier to me accessing employment or training (n396)

| Childcare is a barrier to me accessing employment or training (n396) | %     | Number |
|----------------------------------------------------------------------|-------|--------|
| Strongly Agree                                                       | 19.4% | 77     |
| Tend to Agree                                                        | 20.2% | 80     |
| Tend to Disagree                                                     | 23.7% | 94     |
| Strongly Disagree                                                    | 14.4% | 57     |
| N/A                                                                  | 22.2% | 88     |

Chart: Childcare is a barrier to me accessing employment or training (n396)

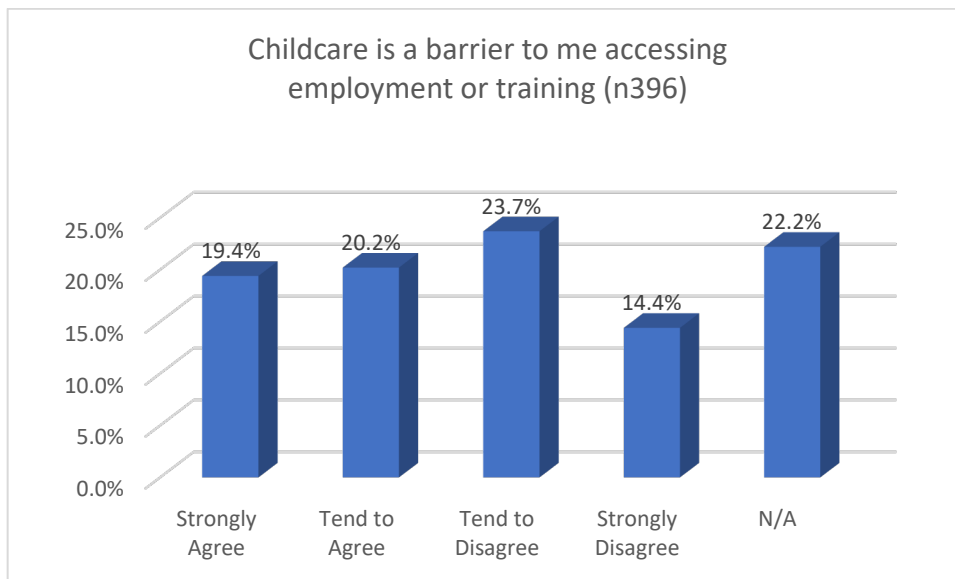


Table: I know where to find out information about childcare (n402)

| I know where to find out information about childcare (n402) | %     | Number |
|-------------------------------------------------------------|-------|--------|
| Strongly Agree                                              | 16.9% | 68     |
| Tend to Agree                                               | 45.5% | 183    |
| Tend to Disagree                                            | 22.6% | 91     |
| Strongly Disagree                                           | 9.0%  | 36     |
| N/A                                                         | 6.0%  | 24     |

Chart: I know where to find out information about childcare (n402)

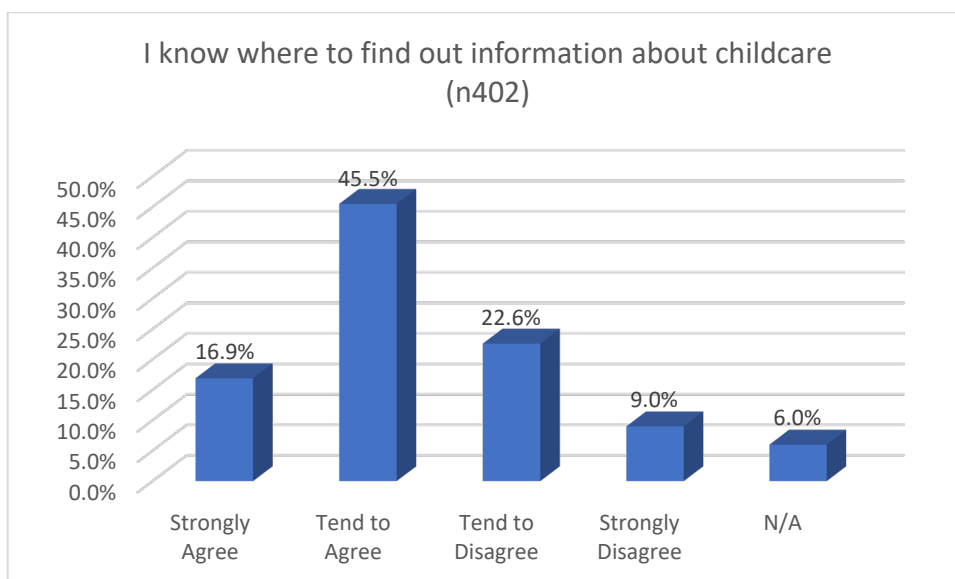
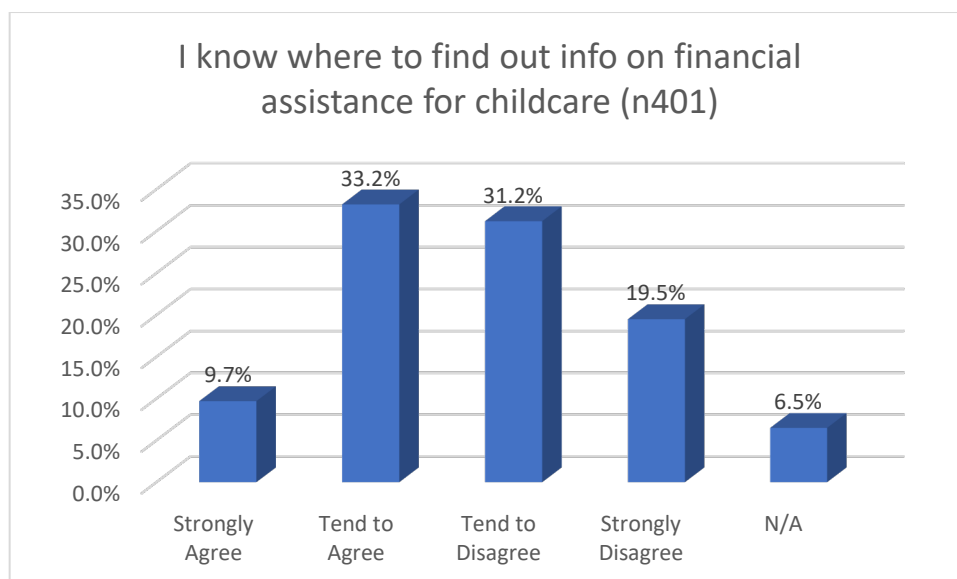


Table: I know where to find out information on financial assistance for childcare (n401)

| <b>I know where to find out info on financial assistance for childcare (n401)</b> | <b>%</b> | <b>Number</b> |
|-----------------------------------------------------------------------------------|----------|---------------|
| Strongly Agree                                                                    | 9.7%     | 39            |
| Tend to Agree                                                                     | 33.2%    | 133           |
| Tend to Disagree                                                                  | 31.2%    | 125           |
| Strongly Disagree                                                                 | 19.5%    | 78            |
| N/A                                                                               | 6.5%     | 26            |

Chart: I know where to find out information on financial assistance for childcare (n401)

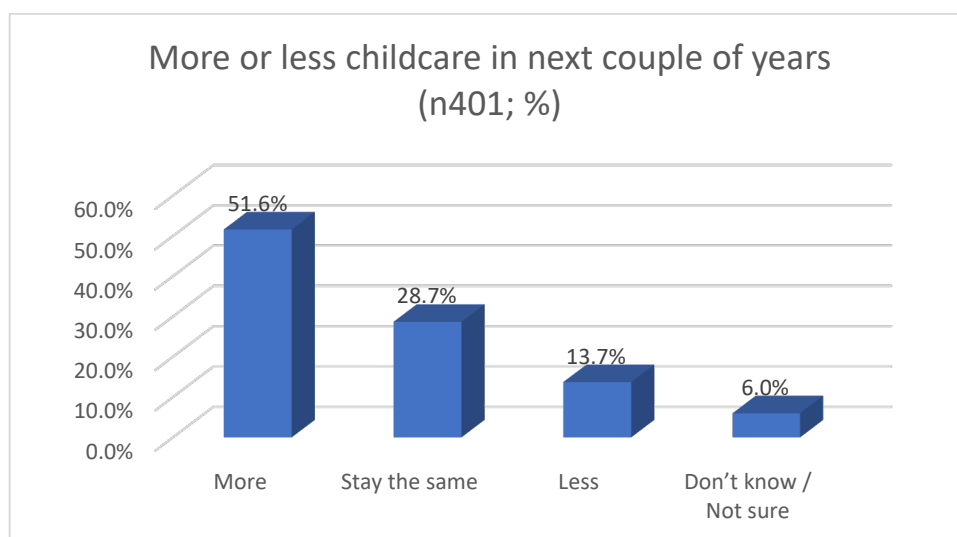


### Future use of childcare

Table: More of less childcare in the next couple of years (n401)

| <b>More or less childcare in the next couple of years? (n401)</b> |       |     |
|-------------------------------------------------------------------|-------|-----|
| More                                                              | 51.6% | 207 |
| Stay the same                                                     | 28.7% | 115 |
| Less                                                              | 13.7% | 55  |
| Don't know / Not sure                                             | 6.0%  | 24  |

Chart: More of less childcare in the next couple of years

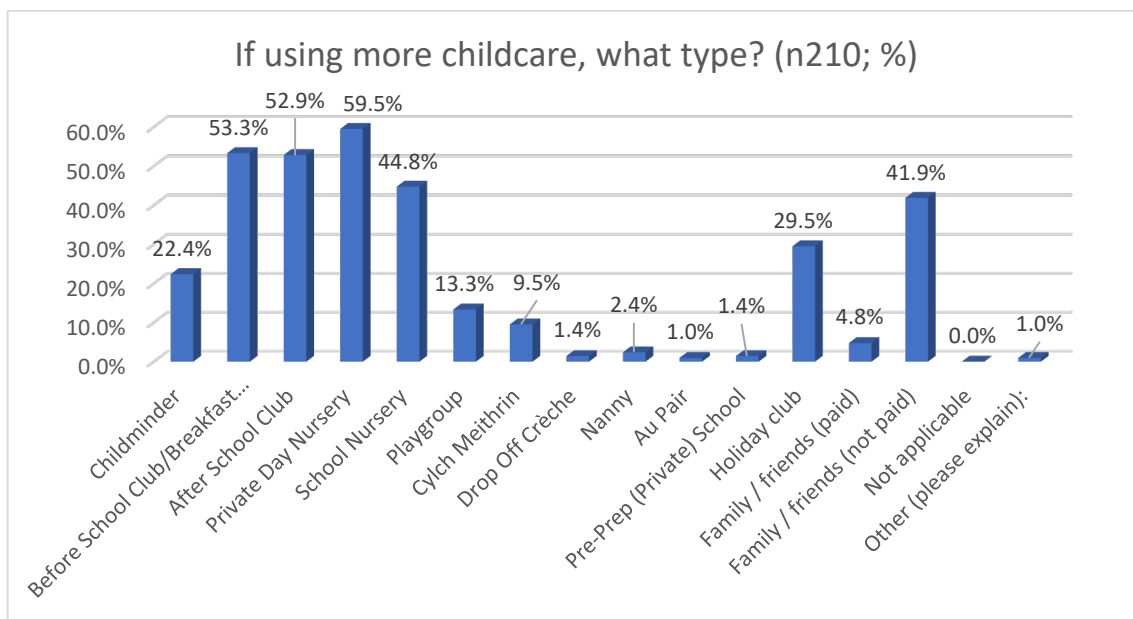


### If using more childcare, what type?

Table: If using more childcare, what type? (n210; %)

| If using more childcare, what type? (n210; %) | %     | Number |
|-----------------------------------------------|-------|--------|
| Childminder                                   | 22.4% | 47     |
| Before School Club/Breakfast Club             | 53.3% | 112    |
| After School Club                             | 52.9% | 111    |
| Private Day Nursery                           | 59.5% | 125    |
| School Nursery                                | 44.8% | 94     |
| Playgroup                                     | 13.3% | 28     |
| Cylch Meithrin                                | 9.5%  | 20     |
| Drop Off Crèche                               | 1.4%  | 3      |
| Nanny                                         | 2.4%  | 5      |
| Au Pair                                       | 1.0%  | 2      |
| Pre-Prep (Private) School                     | 1.4%  | 3      |
| Holiday club                                  | 29.5% | 62     |
| Family / friends (paid)                       | 4.8%  | 10     |
| Family / friends (not paid)                   | 41.9% | 88     |
| Not applicable                                | 0.0%  | 0      |
| Other (please explain):                       | 1.0%  | 2      |

Chart: If using more childcare, what type? (n210; %)



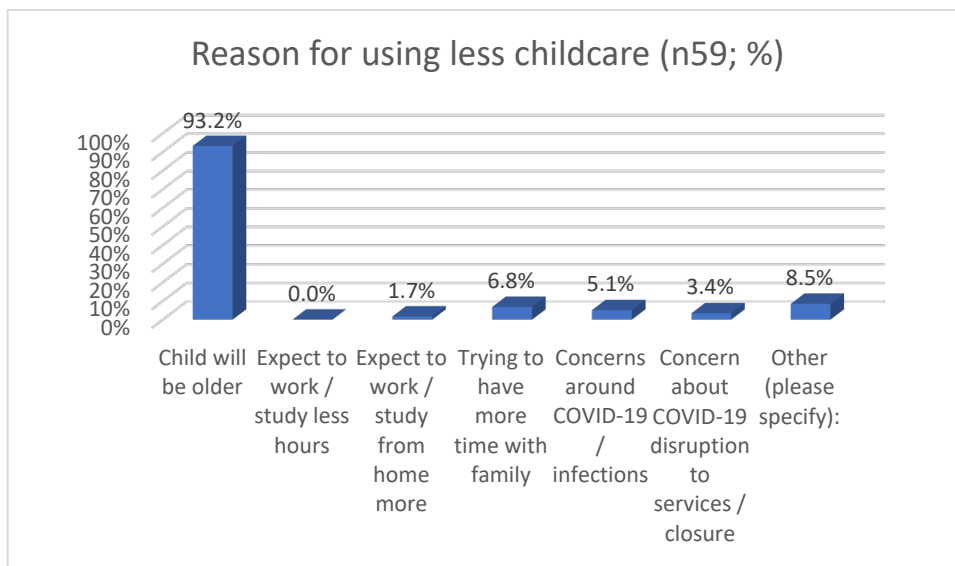
- Over half of respondents (207 of 401, 51.6%) indicated they would be using more childcare in the next couple of years. It is not clear if these responses are from parents who currently use childcare and will be looking to increase the hours they use, or if they are families who will be using childcare for the first time. 94 respondents indicated the childcare they would use would be a school nursery.
- 170 respondents (42.4%) indicated they would be using the same amount, or less, childcare in the next few years
- Of these who indicated they would be using more childcare, 98 respondents indicated they would be using friends and family, either paid or unpaid
- Of the respondents indicating they will use more registered childcare, the largest number (125, 59.5%) indicated this would be a private day nursery (full daycare). Data indicated that there are (1,371 vacancies – 302 children waiting) = 1,069 full daycare; (1,266 vacancies – 711 waiting) = 1,195 half day AM and (1,043 vacancies - 421 children waiting) = 622 half day PM net vacancies across the city
- Before school (112,53.3%) and after school (111, 52.9%) were the next largest categories. There are (1,117 vacancies – 46 children waiting) = 1,071 breakfast and (947 vacancies – 310 children waiting) = 637 after school vacancies in out of school provision across Cardiff. There are also net vacancies with childminders for over 290 before school and over 250 after school places. NB: As noted , further investigation is required to ascertain if out of school waiting list data is robust.

#### Reasons for using less childcare

Table: Reasons for using less childcare (n59)

| Reason for using less childcare (n59; %)                | %     | Number |
|---------------------------------------------------------|-------|--------|
| Child will be older                                     | 93.2% | 55     |
| Expect to work / study less hours                       | 0.0%  | 0      |
| Expect to work / study from home more                   | 1.7%  | 1      |
| Trying to have more time with family                    | 6.8%  | 4      |
| Concerns around COVID-19 / infections                   | 5.1%  | 3      |
| Concern about COVID-19 disruption to services / closure | 3.4%  | 2      |
| Other (please specify):                                 | 8.5%  | 5      |

Chart: Reasons for using less childcare



- 93.2% (55) respondents noted they would be using less childcare as their child would be older. This may mean they begin their Foundation Phase Nursery part-time, move into full time education, or reach an age when parents do not feel they need to use childcare.

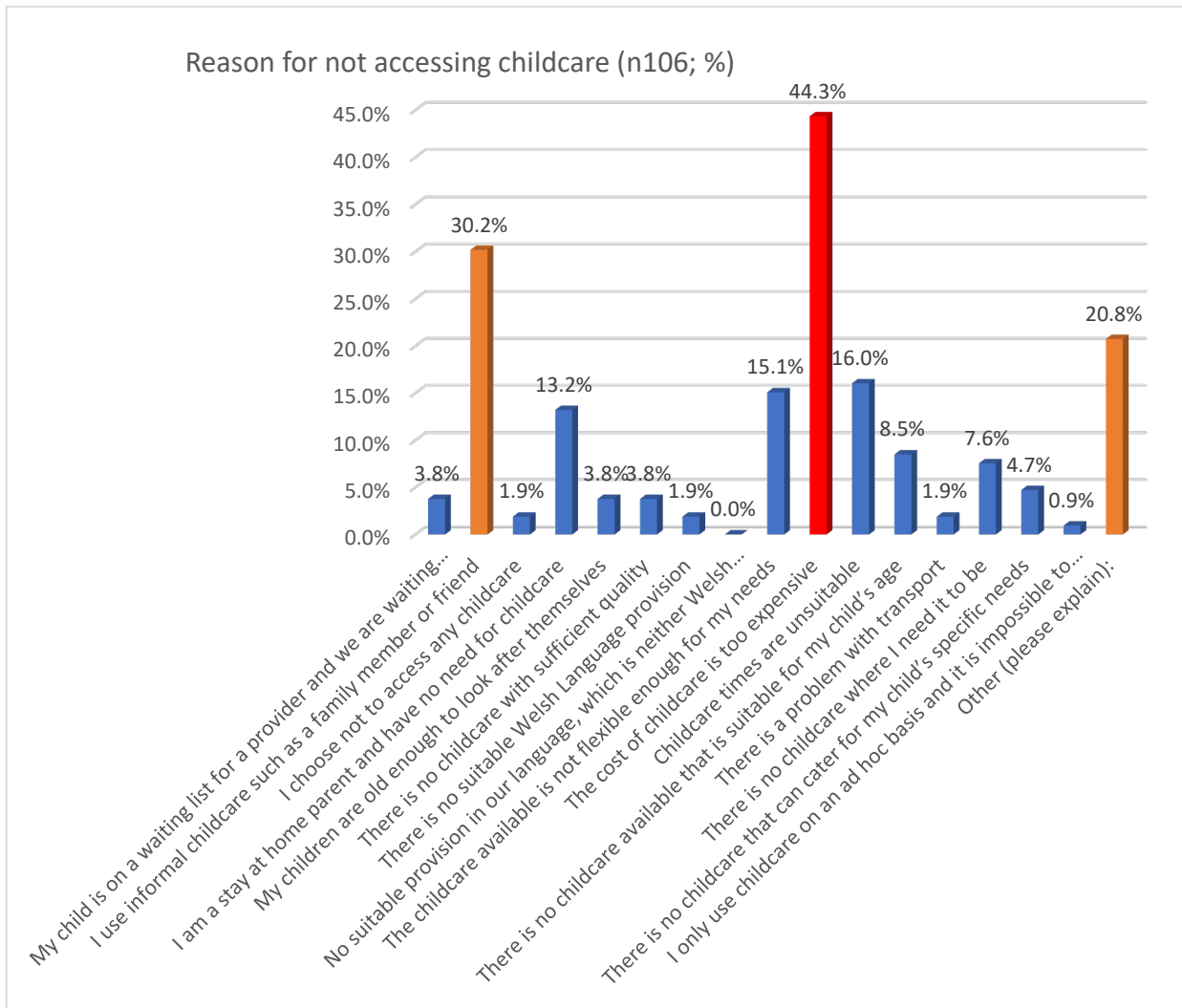


## Reasons for not accessing childcare

Table: Reasons for not accessing childcare (n106)

| If you do not access any childcare, please tick the reason(s) why: (n106)                       | %            | Number    |
|-------------------------------------------------------------------------------------------------|--------------|-----------|
| My child is on a waiting list for a provider and we are waiting for a place to become available | 3.8%         | 4         |
| <b>I use informal childcare such as a family member or friend</b>                               | <b>30.2%</b> | <b>32</b> |
| I choose not to access any childcare                                                            | 1.9%         | 2         |
| I am a stay at home parent and have no need for childcare                                       | 13.2%        | 14        |
| My children are old enough to look after themselves                                             | 3.8%         | 4         |
| There is no childcare with sufficient quality                                                   | 3.8%         | 4         |
| There is no suitable Welsh Language provision                                                   | 1.9%         | 2         |
| No suitable provision in our language, which is neither Welsh nor English                       | 0.0%         | 0         |
| The childcare available is not flexible enough for my needs                                     | 15.1%        | 16        |
| <b>The cost of childcare is too expensive</b>                                                   | <b>44.3%</b> | <b>47</b> |
| Childcare times are unsuitable                                                                  | 16.0%        | 17        |
| There is no childcare available that is suitable for my child's age                             | 8.5%         | 9         |
| There is a problem with transport                                                               | 1.9%         | 2         |
| There is no childcare where I need it to be                                                     | 7.6%         | 8         |
| There is no childcare that can cater for my child's specific needs                              | 4.7%         | 5         |
| I only use childcare on an ad hoc basis and it is impossible to plan                            | 0.9%         | 1         |
| <b>Other (please explain):</b>                                                                  | <b>20.8%</b> | <b>22</b> |

Chart: Reasons for not accessing childcare (n106)



- The cost of childcare, and use of friends of family are the most commonly reported reasons for not using childcare (47,44.3% and 32,30.2%)
- The third most common category, Other, contained responses including;
  - *"I am on maternity leave"*
  - *"I can not afford to pay for childcare. If I did, any money I earn would go on childcare and more."*
  - *"During the start of Covid no childcare or support was available"*
  - *"Waiting for afterschool club to become available"*

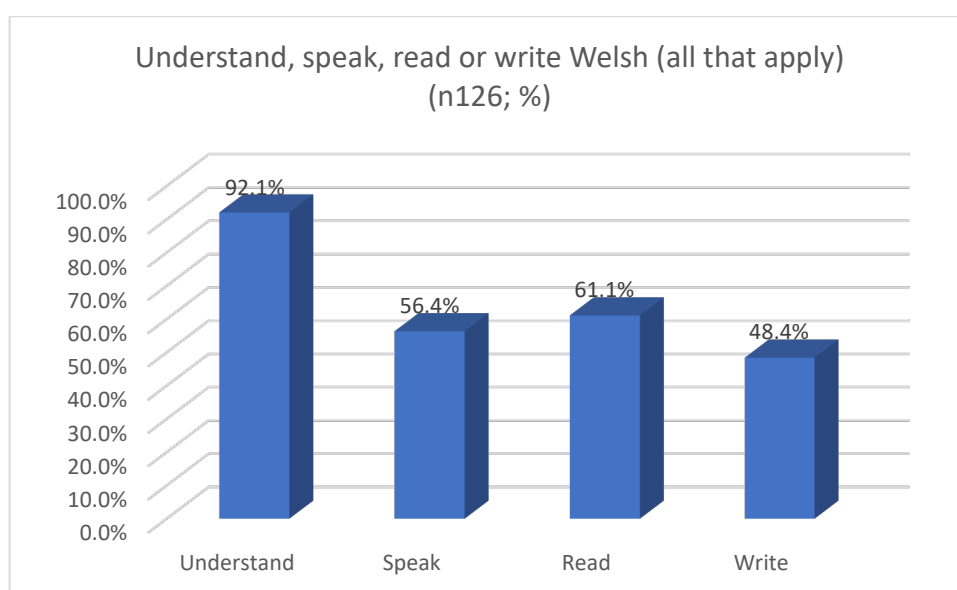
## Welsh medium childcare

### Use of Welsh language

Table: use of Welsh language (n126)

| Can you understand, speak, read or write Welsh? Please tick all that apply (n126; %) | %     | Number |
|--------------------------------------------------------------------------------------|-------|--------|
| Understand                                                                           | 92.1% | 116    |
| Speak                                                                                | 56.4% | 71     |
| Read                                                                                 | 61.1% | 77     |
| Write                                                                                | 48.4% | 61     |

Chart: use of Welsh language (n126)



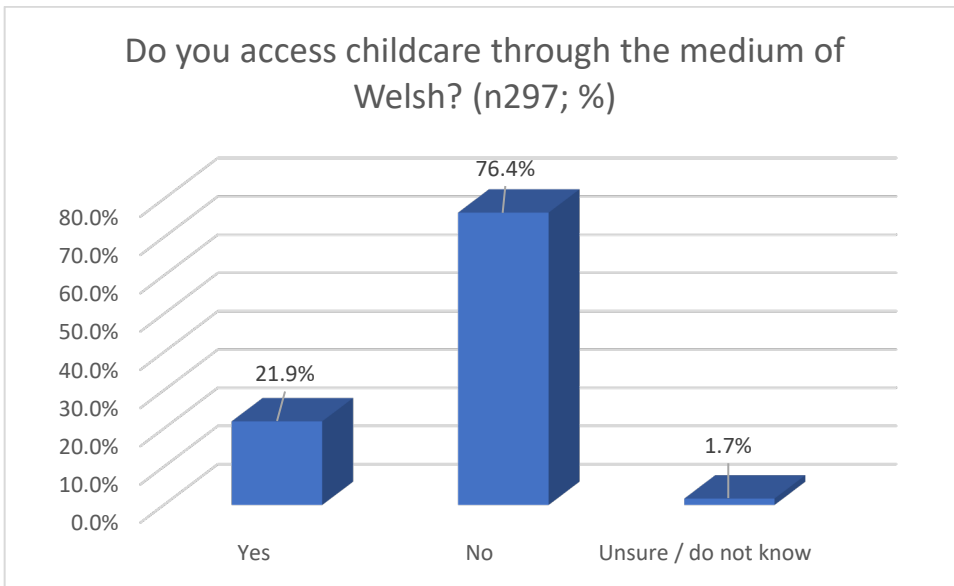
- 126 respondents answered this question. This represents 31% of all responses received.
- This is nearly double the rate of Welsh speakers in the general Cardiff population identified in the 2011 Census which reported that 16.2% of the population of Cardiff have one or more skills in the Welsh language (ability to read, write or/and understand Welsh), and 36,735 or 11.1% of the county's population are Welsh speakers.

### Use of Welsh medium childcare (n297)

Table: use of Welsh medium childcare (n297)

| Do you access childcare through the medium of Welsh? (n297) | %     | Number |
|-------------------------------------------------------------|-------|--------|
| Yes                                                         | 21.9% | 65     |
| No                                                          | 76.4% | 227    |
| Unsure / do not know                                        | 1.7%  | 5      |

Chart: use of Welsh medium childcare (n297)

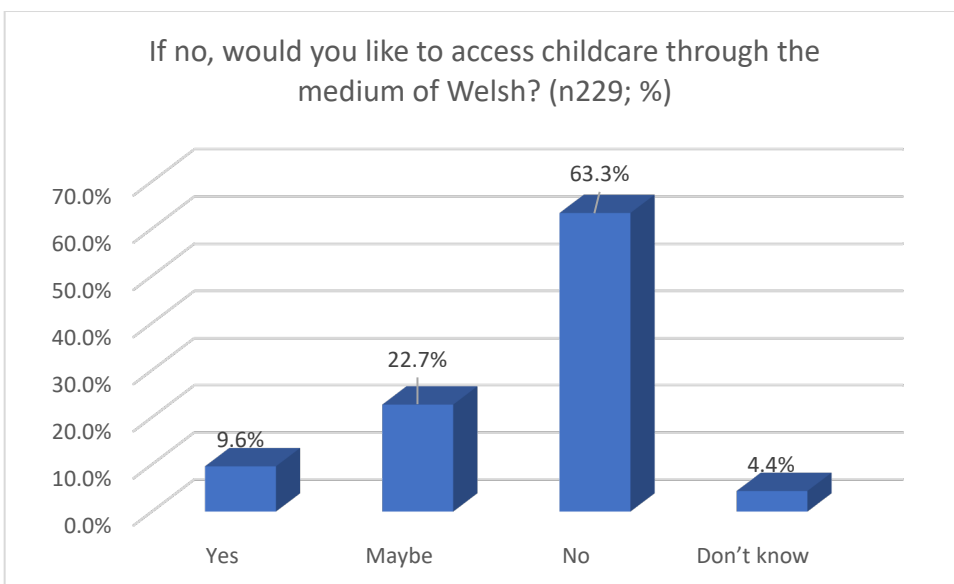


- This is higher than the proportion of Welsh medium settings (26 of the 353, 7.4%) or of registered places (863 of the 9,002, 9.6%), indicating that families using Welsh medium childcare were more likely to complete this section of the survey than for respondents as whole.

Table: Like to access Welsh medium childcare (n229)

| If no, would you like to access childcare through the medium of Welsh? (n229) | %     | Number |
|-------------------------------------------------------------------------------|-------|--------|
| Yes                                                                           | 9.6%  | 22     |
| Maybe                                                                         | 22.7% | 52     |
| No                                                                            | 63.3% | 145    |
| Don't know                                                                    | 4.4%  | 10     |

Chart: Like to access Welsh medium childcare (n229)



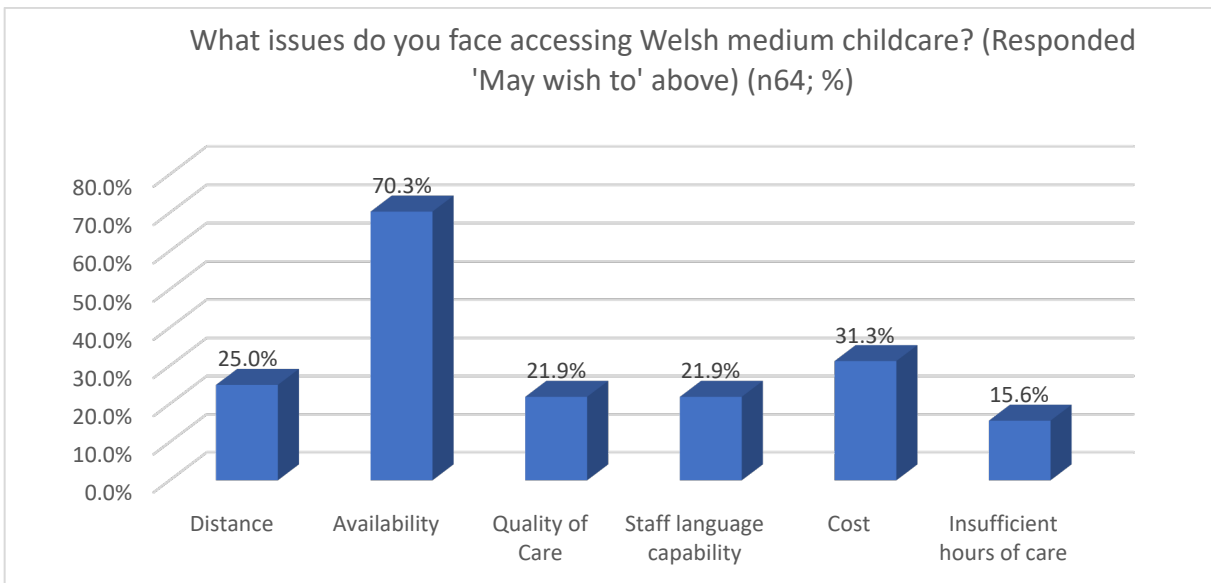
- 65 (21.9%) of the 297 respondents reported they were accessing Welsh medium childcare currently, and 74 respondents indicated they would (22, 9.6%) or might (52, 22.7%) access Welsh medium childcare in future.

**Issues faced accessing Welsh medium childcare**

*Table: Issues faced accessing Welsh medium childcare*

| What issues do you face accessing Welsh medium childcare? (Responded may wish to above) (n64; %) | %            | Number    |
|--------------------------------------------------------------------------------------------------|--------------|-----------|
| Distance                                                                                         | 25.0%        | 16        |
| <b>Availability</b>                                                                              | <b>70.3%</b> | <b>45</b> |
| Quality of Care                                                                                  | 21.9%        | 14        |
| Staff language capability                                                                        | 21.9%        | 14        |
| Cost                                                                                             | 31.3%        | 20        |
| Insufficient hours of care                                                                       | 15.6%        | 10        |

*Chart: Issues faced accessing Welsh medium childcare*



- Availability was the most commonly reported issue (45, 70.3%).
- Comments received included:
  - *School after school club has a very long waiting list*
  - *No welsh medium nursery which provides wrap around for the school they go to (welsh medium school) foe the hours I work*
  - *My children used to go to a Welsh speaking childminder but she could not have them when they started school as she does a school run to a different school*
  - *We are first language Welsh and speak Welsh at home but don't have access to a Welsh medium nursery*

### 8.3. Barriers to Childcare Provision

Caveat: Where comments from the parent survey have been used, it must be recognised these are the views and experiences of the individual respondent and are not necessarily representative of the parent/carer population of Cardiff as whole.

Comments have been used as received and may contain spelling or typographical errors.

The responses do not seek to challenge or undermine the validity of the views expressed but seek to present data or possible means by which the issues raised could be improved or addressed.

#### **(a) the accessibility of childcare provision.**

The following comments were received via the parent survey:

- *Not enough childminders*
- *Very little childcare providers in the area, especially if planning ahead and will need wraparound care for school nursery when child aged 3. I feel that there is little support for working parents especially those who still need to travel to a workplace rather than have the option to work from home. I have had to recently turn down additional days work because I cannot make suitable childcare arrangements.*
- *Yes, there is a huge shortage of childcare in my local area. When my son starts primary school next year, I'm unable to find anyone (childminder or private day nursery) who will be able to provide wrap around childcare. I feel really stressed out about this as may mean I have to reduce my working hours again or give up my job. I'm a post grad qualified professional so don't want to give up my career or have to drop my working hours again. I currently work on 0.75 contract due to issues with availability of childcare.*
- *Lack of variety of providers, had to choose a very expensive provider that was near my husband's workplace. Nothing locally.*
- *There's no holiday club available at the school our child attends*
- *First of all it is just difficult to locate online the official website where to look for childcare. Then you have to look after a childcare which can do wrap around school and according to your working needs*

## Response

The tables below show the number of providers and places, based on SASS and CIW data

*Table: Registered settings and places; SASS, CIW, by provider type*

|                     | Settings   |                   | Places      |                   |
|---------------------|------------|-------------------|-------------|-------------------|
|                     | SASS       | CIW<br>07.06.2021 | SASS        | CIW<br>07.06.2021 |
| Full daycare        | 83         | 87                | 4005        | 4,181             |
| Sessional           | 39         | 43                | 1073        | 1,169             |
| Out of school       | 44         | 50                | 2272        | 2,452             |
| Childminders        | 185        | 234               | 1557        | 1,920             |
| Open Access<br>Play | 1          | 1                 | 75          | 75                |
| Creche              | 1          | 2                 | 20          | 30                |
| <b>Total</b>        | <b>353</b> | <b>417</b>        | <b>9002</b> | <b>9827</b>       |

Whilst some settings have reported waiting lists for specific services, this may be due to children being on a waiting list for one setting, whilst attending another. As set out below, based on a comparison of waiting lists and vacancies broken down by service and NPA, a total of 99 children were reported as being on a waiting list where no capacity exists for within that service in the NPA.

- Cardiff North – 21 children waiting for Morning, 10 children waiting for playscheme session, 2 for Playgroup/Cylch Meithrin AM (NB: vacancies exist for Playgroup/Cylch Meithrin PM)
- Cardiff East - No children waiting for any service
- Cardiff South East - No children waiting for any service
- City and Cardiff South – 3 children waiting for Half Day Care/Half Day Nursery PM (NB: 527 Half Day Care/Half Day Nursery AM vacancies). 6 children waiting for Playgroup/Cylch Meithrin AM place
- Cardiff South West - 23 children waiting for a Half Day Care/Half Day Nursery place (NB: 36 Morning vacancies available)
- Cardiff West - Cardiff 29 children waiting for a Full Day Care/Full Day Nursery place (NB: 151 Morning vacancies exist in this NPA). 5 children waiting a Playgroup/Cylch Meithrin AM place (NB: 151 Morning vacancies reported)

**(b)the barriers experienced by—**

**(i) working parents;**

Issues identified by working parents included high costs, with 299 of 393 responses, 74.2%, agreeing with the statement “childcare is too expensive” (although it should be noted that it was not possible to identify the employment status of these respondents); the time that care is available; issues around the Childcare Offer and the “*current culture and expectation on the main carer to return to work before the child is aged 2*”

- *Very expensive nursery abs still need family to do drop off / pick up as a shift key worker I start work at 7 and don't finish until 7.30pm*
- *Cost is too much, so have to have one parent as stay at home instead of both working (as would be worse off if both worked and barely manage as is)*
- *The split element of the free 30 hrs in Wales (private/school) is almost unworkable for many employed parents. We have only one venue it is possible to use in order to take up the full provision. If my child doesn't get a nursery school place in January at the same place as his sibling we won't be able to use the school element. This really needs to be rethought.*
- *No difficulties finding childcare. There are plenty of private nurseries in the surrounding area. The issue is the current culture and expectation on the main carer to return to work before the child is aged 2 when research is beginning to evidence the emotional and behavioural impact of the stress that this separation has on our young children, and therefore the impact on their later life (behaviour and emotional stability). The pressure comes from the financial demand on the family (a family requires two pay cheques to live outside of a month to month survival status), the huge cost of childcare that makes families question the worth of an additional wage, grandparents are working later in life because of an increase in retirement age and so are not available to provide family support and the fear that taking any longer maternity leave has a major impact on the woman's ability to continue her job and be taken seriously for future promotions and growth opportunities.*

**Response**

The largest proportion of respondents to the question around childcare costs, not including Government funded childcare such as the Childcare Offer or Flying Start, in the parent survey indicated they were paying between £100 to £199 per week for their childcare (120 of 378, 31.75%), with a further 77 (20.37%) paying between £200 and £299 per week. Given the forthcoming increase in the National Minimum Wage and utilities costs, it is likely that childcare costs will increase in the short to medium term. Whilst, as identified in the action plan, the Childcare Business Support Team will seek to encourage more settings, especially



sessional day care, to provide Tax Free Childcare and accept childcare vouchers, the local authority has little or no influence over the costs charged by childcare providers.

**(ii) parents seeking work or training opportunities;**

- *We are working our hours during the week in a condensed way and swapping Fridays in work and working on Sundays just because we can't afford the extra day of childcare per week. I'm training as a psychologist and because I'm paid a bursary we cannot have access to any financial support e.g. government top up. We're both exhausted as parents and only see each other on Saturdays as between us we are having our child every Friday and working an extra weekend day as we can't afford to put him in childcare for an extra day. We're burnt out.*
- *Wasn't entitled to childcare grant as a student. The cut off for a partners wage is ridiculously low compared to the price of childcare. I had to study at home with my son as I couldn't afford to be in full time education and pay nursery fees*

**Response**

The recent Welsh Government research report "*Review of the childcare support available for parents in education, training or returning to work childcare support*" identified the following:

***"Gaps and barriers***

*Despite a range of programmes and funding sources, there are still groups potentially missing out on support or inadequately supported by some schemes to the point of this being a barrier to them pursuing education, training or employment. These groups include:*

- *postgraduate students*
- *healthcare students*
- *two-parent households where one is in work (although the earnings of the other parent may be low)*
- *parents with several children*
- *under-represented groups such as Black, Asian and minority ethnic communities*
- *disabled learners*
- *refugees and asylum seekers"*

The report went on to reach the following conclusions and make the following recommendations:

*“The research has shown that despite the positive impact of childcare support .....there are still groups potentially missing out on the opportunity to return to education, training and employment, as well as additional challenges which create barriers for parents.*

*While there is a need to further explore how those missing out on financial support for childcare could be better supported, it is not recommended that the Childcare Offer should be redesigned to accommodate students and those on the cusp of employment. As an alternative, the gaps in support should be addressed by reviewing the scope of current programmes and creating better links between them.*

*Actions are required to reduce the complexity of childcare support schemes and eligibility requirements. The methods in which communication is made with learners should be reviewed to address promoting the package of support to these target groups and clarify the support available.”*

The full report can be accessed at,

<https://gov.wales/review-childcare-support-available-parents-education-training-or-returning-work-summary-html>

### **PaCE (Parents Childcare and Employment)**

PaCE is a joint project led by the Welsh Government in partnership with DWP and is funded by the European Social Fund (ESF). It operates in local authorities outside former Communities First clusters. The Project provides childcare support for parents whilst training or looking for work, where childcare is their main barrier. PaCE aims to support parents aged 16 to 24 not engaged in education, training or employment and economically inactive parents aged 25+.

It is not clear how Brexit and access to European funding streams, will impact on the continuation of PaCE

#### **(iii) unemployed households;**

The statutory guidance issued to local authorities regarding the CSA requires a focus on “*working parents or parents undertaking education or training,*” and asks Local Authorities to also consider “*the local needs of parents...to assist them to obtain work*”. The transition into employment and accompanying need for childcare has been identified as presenting challenges, as can be seen from the responses below:

- *There is no flying start in my area, also I cannot afford to pay for two children to go into childcare*
- *Definitely there is no governmental support for mums if they want to return to work when their child is less than 2 years. The government does not support woman in this way! Additionally, the support when a kid is between 3 & 4 years old is ridiculous. No all schools have breakfast and afternoon clubs so if both parents want to work you need to pay for private childcare. It should be more options encouraging parents to be back to work*

#### **Response**

This document is available in Welsh / Mae'r ddogfen hon ar gael yn Gymraeg

In addition to PaCE (see above), the Childcare Offer provides childcare funding for eligible parents who move into employment, which along with the child's Foundation Phase Nursery can provide up to 30 hours per week of childcare and education, with parents charged only for food and refreshments and transport costs.

For parents of 2- to 3-year-olds living in Flying Start areas, the childcare element of the programme provides 12.5 hours per week of childcare at no cost. This may help facilitate a move into employment, although it is recognised that families will be charged for any childcare hours above the Flying Start entitlement.

**(iv) low income families;**

- *Can't afford to work - earning potential means entire salary (plus maybe a bit more when factoring in travel costs etc) would go on childcare. It just isn't really possible now with one child, and if have future children would be completely impossible with more than one child. Desperately want to work and contribute but can't. But not entitled to any benefits as partner just above cut off for any support (in a sticky spot of not entitled to any additional benefits but not able to afford most things)*
- *Yes - difficult to find childcare that is reasonably priced. Some sessions are almost £40 per child per day.*

**Response**

As noted above, PaCE, Flying Start, the Childcare Offer, Tax Free Childcare, childcare vouchers and Working Tax Credit/Universal Credit childcare assistance, can all provide some assistance towards the costs of childcare.

Additionally, 42.9% (172 of 401) of respondents reported they "strongly agreed" or "tended to agree" with the statement "*I know where to find out info on financial assistance for childcare*"

**Action: Work with Cardiff Family Advice and Support to improve the accessibility of information about financial assistance with childcare costs for parents/carers.**

**Action: work with sessional day care settings to encourage more settings to sign up to provide Tax Free Childcare and/or accept Childcare Vouchers. Only 13 (33.3%) of sessional day care providers are currently signed up, the lowest proportion of any provider type.**

**(v) lone parent families;**

A search for the term ‘lone parent’ returned only one result from the parent survey, although 52 respondents (12.8%) noted having sole responsibility for their child or children.

- *I’ve explained in last paragraph we can’t leave work to go take them to a school far away for what you offer. You pls need to offer full time lone parents full time childcare in a private nursery like ‘childcare setting’ down bay which has long hours for working parents*

**Response**

The services, policies and issues identified above are all as relevant to lone parents as to two parent families. It is likely that issues regarding the cost of childcare, impact similarly or more severely on some lone parent households. With most childcare services operating in a market economy, their charges do not take into account household income.

**Families from ethnic minority backgrounds;**

*Table: Other languages used in settings*

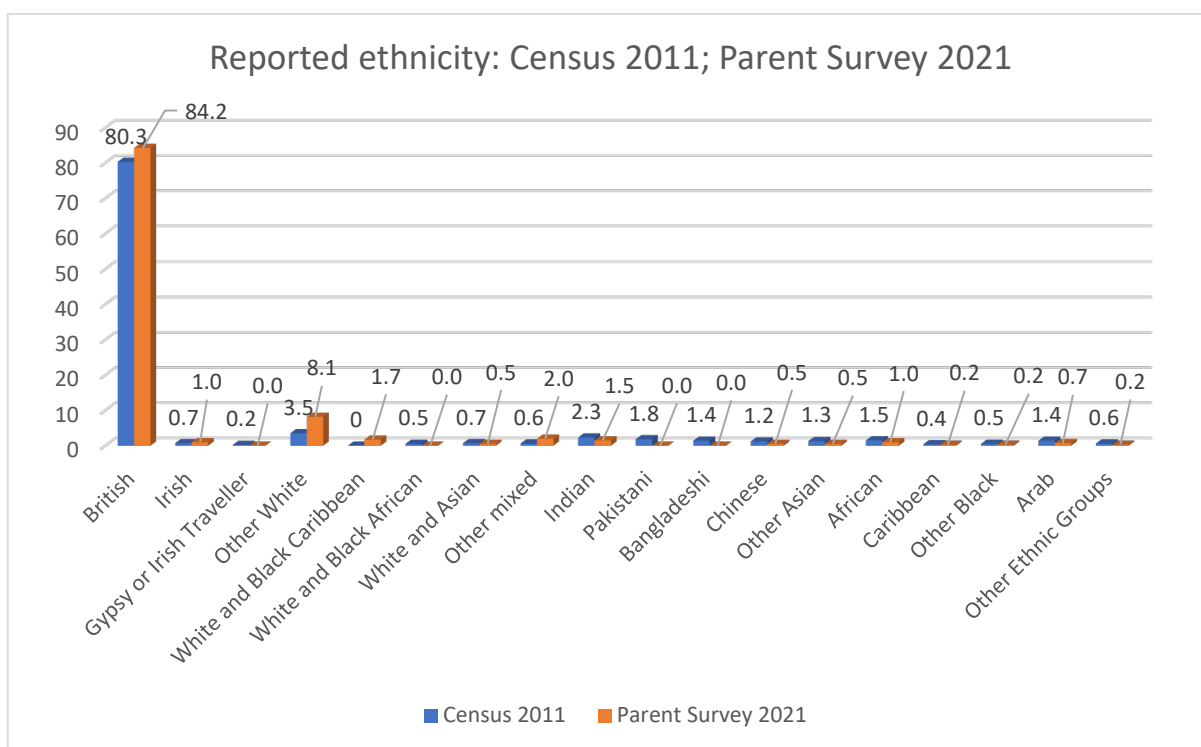
|                           | Bengali | Chinese | French | Greek | Italian | Makaton | Portuguese | Polish | Punjabi | Spanish | Urdu |
|---------------------------|---------|---------|--------|-------|---------|---------|------------|--------|---------|---------|------|
| <b>Childminders</b>       |         |         | 2      |       |         |         | 1          | 2      | 1       | 1       | 1    |
| <b>Full daycare</b>       | 1       | 1       |        |       | 2       | 1       |            | 2      |         | 2       |      |
| <b>Sessional day care</b> |         | 1       |        | 1     | 1       |         |            | 1      |         |         | 1    |

- Ten languages other than English or Welsh were reported as being used in settings, along with Makaton.

Table: Reported ethnicity: Census 2011; Parent Survey 2021

| <b>Total Usual residents</b> | <b>Census 2011</b> | <b>Parent Survey 2021</b> |
|------------------------------|--------------------|---------------------------|
| <b>White</b>                 | <b>84.7</b>        | <b>93.3</b>               |
| British                      | 80.3               | 84.2                      |
| Irish                        | 0.7                | 1.0                       |
| Gypsy or Irish Traveller     | 0.2                | 0.0                       |
| Other White                  | 3.5                | 8.1                       |
| <b>Mixed Ethnicity</b>       | <b>2.9</b>         | <b>2.2</b>                |
| White and Black Caribbean    | 1.1.               | 1.7                       |
| White and Black African      | 0.5                | 0.0                       |
| White and Asian              | 0.7                | 0.5                       |
| Other mixed                  | 0.6                | 2.0                       |
| <b>Asian</b>                 | <b>8</b>           | <b>2.5</b>                |
| Indian                       | 2.3                | 1.5                       |
| Pakistani                    | 1.8                | 0.0                       |
| Bangladeshi                  | 1.4                | 0.0                       |
| Chinese                      | 1.2                | 0.5                       |
| Other Asian                  | 1.3                | 0.5                       |
| <b>Black</b>                 | <b>2.4</b>         | <b>1.5</b>                |
| African                      | 1.5                | 1.0                       |
| Caribbean                    | 0.4                | 0.2                       |
| Other Black                  | 0.5                | 0.2                       |
| <b>Other Ethnic Groups</b>   | <b>2</b>           | <b>1.0</b>                |
| Arab                         | 1.4                | 0.7                       |
| Other Ethnic Groups          | 0.6                | 0.2                       |
| <b>Total</b>                 | <b>100</b>         | <b>100</b>                |

Table: Reported ethnicity: Census 2011; Parent Survey 2021



- Parent survey respondents identifying as White are slightly over-represented when compared to Census data for the whole population (93.3% for respondents compared to 84.7% for the population as a whole)
- All other ethnic groups are under-represented in the responses, with the greatest disparity being for those identifying as Asian (2.5% of responses compared to 8% of Cardiff’s population).
- There is no information regarding the ethnicity of the childcare workforce, to be able to assess to what degree it reflects the wider community

**Families with children who have special educational needs, or a disability.**

The parent survey asked respondents *“Were there any special difficulties finding childcare for one or more of your children? If so, why? Please also complete this box if you have had difficulty finding childcare for a disabled child who is 18 or older?”*

A search was undertaken of all the responses for the following words or phrases:

“SEN”; “Special Educational Needs”; “disability”; “disabled”; “ALN”; “additional needs” and the following 4 responses were found:

- *Yes you don’t offer long enough hours or correct places for childcare disabled children like mine need all year round childcare and holiday clubs and they can only be used through private nurseries so pls consider giving private nurseries full time childcare offer places like darling buds in the bay which open long hours*

- *Many people are not trained for additional needs children, especially where violent behaviour is common*
- *My 2 year old has just finished chemotherapy and I am worried about costs and future childcare care for him with his additional needs.*
- *My child is disabled with complex medical needs. There is a huge lack of child care provision/inclusive provision for children with such needs. Personal assistants are very hard to find and in short supply. They also need to be able to drive and accommodate a wheelchair in their car - some have tiny cars and so this is not always possible. Personal assistants seem to know that because they are in demand it doesn't matter if they let you down at the last minute...you're highly unlikely to get rid of them or find someone else quickly because you need them so badly. They also tend to move on from their roles very quickly. Finding childcare in summer holidays is impossible - schools offer 3 days a week for just 2 weeks. Even when you do have a personal assistant they normally have another job you have to work around. You also just don't get given enough hours to cover your needs, especially in school holidays. For example, there were 7 weeks in the last summer holiday and our allocation for a personal assistant is just 9 hours per week. My husband works full time and I work 3 days a week. Our personal assistant time therefore allows us childcare cover of 1 day and 1hr30min - when we need 3 days. We therefore have to rely on grandparents, or rotate our annual leave, meaning we are not off work together all the time or able to do nice things all together.*

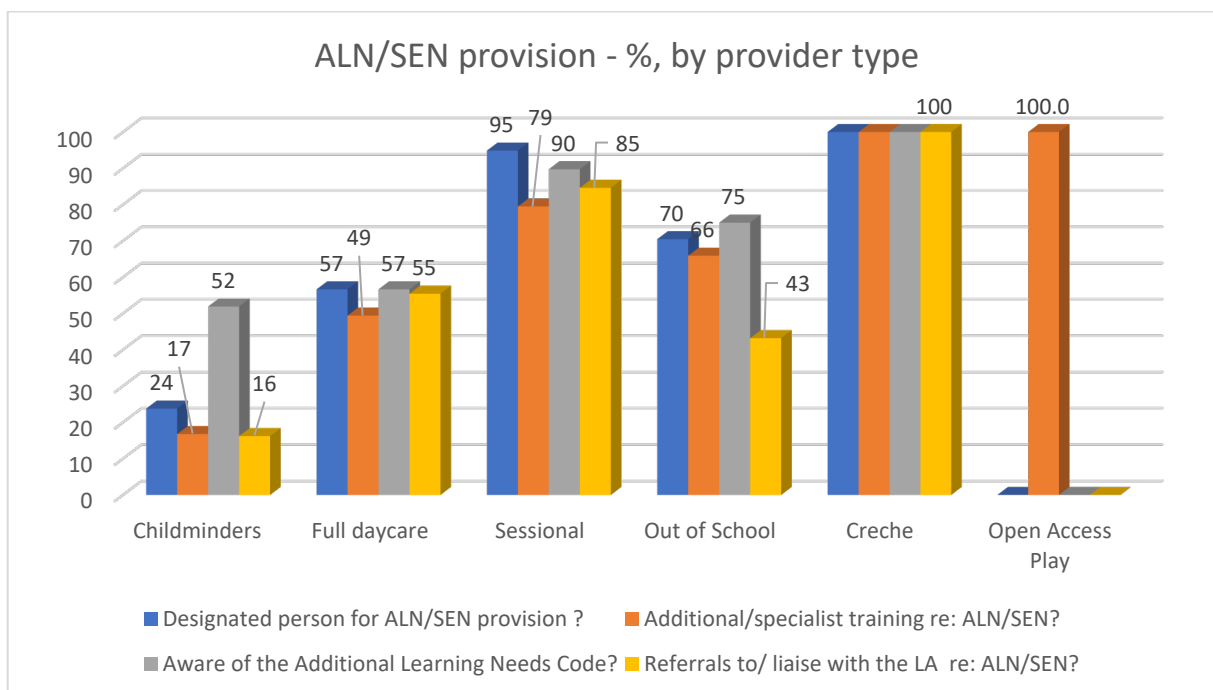
Whilst it is clear that childcare can be an issue for some families with a child with a disability or additional need, the parent survey asked parents to provide reasons why they were not using childcare. Of the 106 respondents, 5 (4.7%) indicated this was because "There is no childcare that can cater for my child's specific needs." When asked to comment on the statement "Childcare caters for my children's needs", 38.6% (154) responses strongly agreed, and a further 42.1% (168) tended to agree.

## Childcare providers: ALN/SEN provision

Table: ALN/SEN provision, by provider type

|                  |        | Designated person for ALN/SEN provision? | Additional/specialist training re: ALN/SEN? | Aware of the Additional Learning Needs Code? | Referrals to/ liaise with the LA re: ALN/SEN? |
|------------------|--------|------------------------------------------|---------------------------------------------|----------------------------------------------|-----------------------------------------------|
| Childminders     | Number | 44                                       | 31                                          | 96                                           | 30                                            |
|                  | %      | 24                                       | 17                                          | 52                                           | 16                                            |
| Full daycare     | Number | 47                                       | 41                                          | 47                                           | 46                                            |
|                  | %      | 57                                       | 49                                          | 57                                           | 55                                            |
| Sessional        | Number | 37                                       | 31                                          | 35                                           | 33                                            |
|                  | %      | 95                                       | 79                                          | 90                                           | 85                                            |
| Out of School    | Number | 31                                       | 29                                          | 33                                           | 19                                            |
|                  | %      | 70                                       | 66                                          | 75                                           | 43                                            |
| Creche           | Number | 1                                        | 1                                           | 1                                            | 1                                             |
|                  | %      | 100                                      | 100                                         | 100                                          | 100                                           |
| Open Access Play | Number | 0                                        | 1                                           | 0                                            | 0                                             |
|                  | %      | -                                        | 100                                         | -                                            | -                                             |

Chart: ALN/SEN provision, by provider type



- Whilst 37 of 39 (95%) of sessional day care settings report having a designated member of staff for ALN/SEN, this drops to 70% for out of school; 57% for full daycare, and 24% for childminding. NB: Although 100% for Creche, all scores are based on a single response)



- 79% of sessional day care settings and 66% of out of school providers reported accessing additional or specialist training. This reduces to fewer than half of full daycare settings (49%) and only 17% of childminders
- Awareness of the Additional Learning Needs Code ranges from 90% in sessional day care; 75% in out of school; 57% in full daycare and 52% in childminding
- Sessional and full daycare report most referrals to and liaison with the local authority (85% and 55% respectively), with 43% of out of school and 16% of childminders reporting this type of contact

**Action: Work with Cardiff Inclusion Services, Workforce Development and Cwllwm partners to continue to promote the training offered to childcare providers. The training provides information and advice to increase awareness of the Additional Needs Code and enhance ALN/SEN practice**

**Action: Work with childcare providers and partners to identify any barriers to accessing training and advice around ALN/SEN**

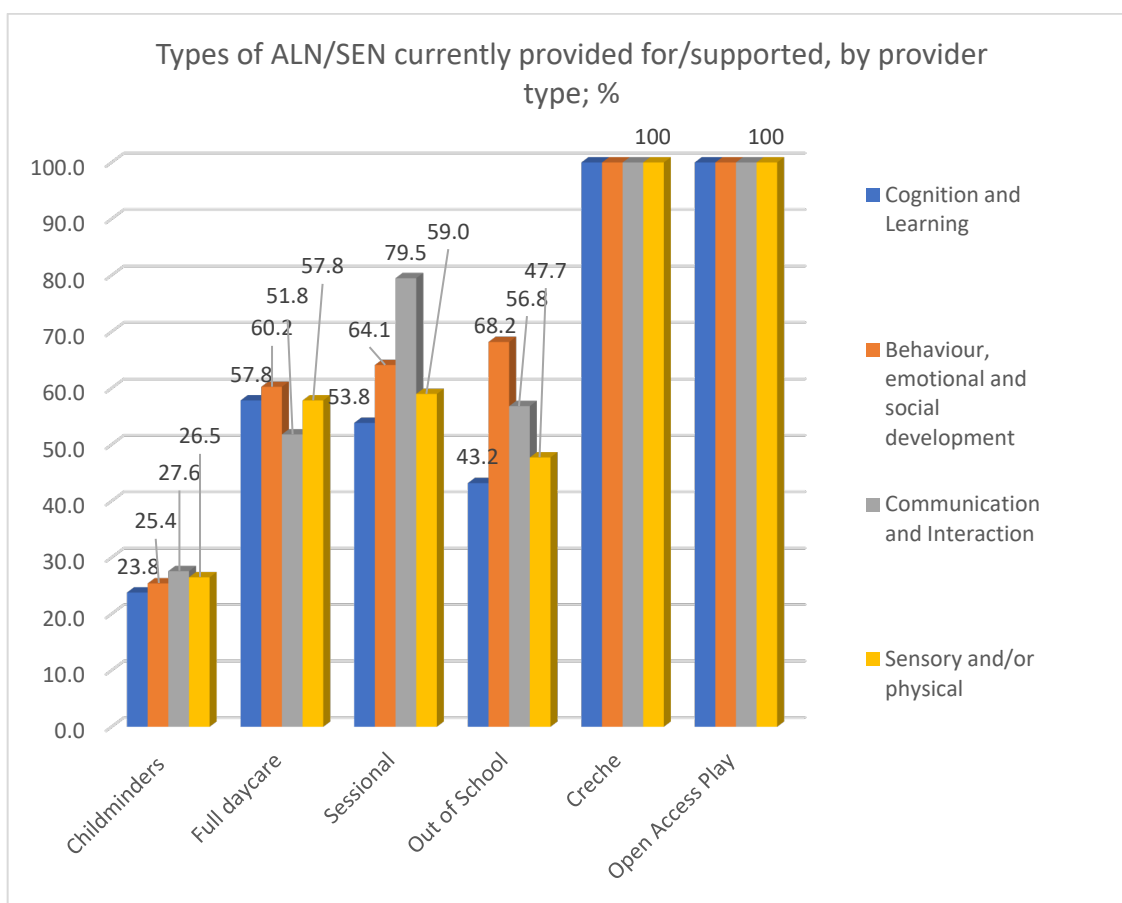
**Action: Continue to promote the Assisted Places Grant, which provides funding for additional staffing support to allow access to childcare for the children of working parents who could not otherwise safely attend**

#### Types of ALN/SEN currently provided for / supported by the service

*Table: Types of ALN/SEN currently provided for/supported, by provider type; number, %*

|                         |        | <b>Cognition and Learning</b> | <b>Behaviour, emotional and social development</b> | <b>Communication and Interaction</b> | <b>Sensory and/or physical</b> |
|-------------------------|--------|-------------------------------|----------------------------------------------------|--------------------------------------|--------------------------------|
| <b>Childminders</b>     | Number | 44                            | 47                                                 | 51                                   | 49                             |
|                         | %      | 23.8                          | 25.4                                               | 27.6                                 | 26.5                           |
| <b>Full daycare</b>     | Number | 48                            | 50                                                 | 43                                   | 48                             |
|                         | %      | 57.8                          | 60.2                                               | 51.8                                 | 57.8                           |
| <b>Sessional</b>        | Number | 21                            | 25                                                 | 31                                   | 23                             |
|                         | %      | 53.8                          | 64.1                                               | 79.5                                 | 59.0                           |
| <b>Out of School</b>    | Number | 19                            | 30                                                 | 25                                   | 21                             |
|                         | %      | 43.2                          | 68.2                                               | 56.8                                 | 47.7                           |
| <b>Creche</b>           | Number | 1                             | 1                                                  | 1                                    | 1                              |
|                         | %      | 100                           | 100                                                | 100                                  | 100                            |
| <b>Open Access Play</b> | Number | 1                             | 1                                                  | 1                                    | 1                              |
|                         | %      | 100                           | 100                                                | 100                                  | 100                            |

Chart: Types of ALN/SEN currently provided for/supported, by provider type; number, %



- Reported provision for children with ALN/SEN across all 4 categories is lowest for childminders, with no more than 51 (27.5% -= for Communication and Interaction) reporting ability to provide support for any category.
- Over half of sessional day care settings (21, 53.8%) and full daycare settings (48, 57.8%) report being able to support children with ALN/SEN around Cognition and Learning, and over 60% of full daycare (50, 60.2%); sessional day care (25, 64.1%) and out of school (30, 68.2%) provide support around Behaviour, Emotional and Social Development. This drops to 25.4% for childminders.
- The ability to support children around Sensory and/or Physical issues was reported by 23 (59%) of sessional day care and 48 (57.8%) of full daycare, with 21 (47.7%) of out of school able to provide.

## 9. Free Nursery Education and Flying Start Provision

### Foundation Phase Nursery Early Education - schools

The following tables set out the number of children receiving funded early education in nursery, primary and special schools, by pupil age and by NPA.

*Table: Foundation Phase Nursery Early Education – schools: Cardiff North*

| <b>NPA</b>    | <b>Primary School Name</b>         | <b>Total</b> | <b>2/3 year olds<br/>Part time</b> | <b>3/4 year olds<br/>Part time</b> | <b>4/5 year olds<br/>Full time</b> |
|---------------|------------------------------------|--------------|------------------------------------|------------------------------------|------------------------------------|
| Cardiff North | Bryn Celyn Primary School          | 32           | 12                                 | 20                                 | 0                                  |
| Cardiff North | Christ The King R.C Primary School | 32           | 7                                  | 25                                 | 0                                  |
| Cardiff North | Coed Glas Primary School           | 70           | 15                                 | 55                                 | 0                                  |
| Cardiff North | Glyncoed Primary School            | 41           | 12                                 | 29                                 | 0                                  |
| Cardiff North | Howardian Primary School           | 91           | 27                                 | 64                                 | 0                                  |
| Cardiff North | Lakeside Primary School            | 79           | 23                                 | 56                                 | 0                                  |
| Cardiff North | Llanedeyrn Primary School          | 65           | 19                                 | 46                                 | 0                                  |
| Cardiff North | Llanishen Fach Primary School      | 69           | 23                                 | 46                                 | 0                                  |
| Cardiff North | Llysaen Primary School             | 44           | 1                                  | 43                                 | 0                                  |
| Cardiff North | Marlborough Primary School         | 62           | 0                                  | 61                                 | 1                                  |
| Cardiff North | Pontprennau Primary School         | 79           | 24                                 | 55                                 | 0                                  |
| Cardiff North | Rhiwbeina Primary School           | 80           | 0                                  | 80                                 | 0                                  |
| Cardiff North | Rhydypenau Primary School          | 75           | 14                                 | 61                                 | 0                                  |
| Cardiff North | Springwood Primary School          | 31           | 10                                 | 21                                 | 0                                  |
| Cardiff North | St Bernadette's R.C Primary School | 53           | 17                                 | 36                                 | 0                                  |
| Cardiff North | St David's C.W Primary School      | 37           | 12                                 | 25                                 | 0                                  |
| Cardiff North | St Philip Evans R.C Primary School | 48           | 14                                 | 34                                 | 0                                  |
| Cardiff North | Thornhill Primary School           | 62           | 16                                 | 46                                 | 0                                  |
| Cardiff North | Ton-Yr-Ywen Primary School         | 79           | 17                                 | 62                                 | 0                                  |
| Cardiff North | Ysgol Gynradd Gymraeg Pen-y-Groes  | 16           | 3                                  | 13                                 | 0                                  |
| Cardiff North | Ysgol Y Berllan Deg                | 61           | 25                                 | 36                                 | 0                                  |
| Cardiff North | Ysgol Y Wern                       | 79           | 0                                  | 79                                 | 0                                  |
| <b>Total</b>  |                                    | <b>1285</b>  | <b>291</b>                         | <b>993</b>                         | <b>1</b>                           |

Table: Foundation Phase Nursery Early Education – schools: Cardiff East

| NPA          | Primary School Name                | Total      | 2/3 year olds Part time | 3/4 year olds Part time | 4/5 year olds Full time |
|--------------|------------------------------------|------------|-------------------------|-------------------------|-------------------------|
| Cardiff East | Bryn Hafod Primary School          | 57         | 16                      | 41                      | 0                       |
| Cardiff East | Glan-Yr-Afon Primary School        | 22         | 5                       | 17                      | 0                       |
| Cardiff East | Greenway Primary School            | 48         | 13                      | 35                      | 0                       |
| Cardiff East | Meadowlane Primary School          | 51         | 14                      | 37                      | 0                       |
| Cardiff East | Oakfield Primary School            | 96         | 37                      | 59                      | 0                       |
| Cardiff East | Pen-Y-Bryn Primary School          | 42         | 13                      | 29                      | 0                       |
| Cardiff East | Rumney Primary School              | 77         | 20                      | 57                      | 0                       |
| Cardiff East | St Cadoc's Catholic Primary School | 49         | 19                      | 30                      | 0                       |
| Cardiff East | St John Lloyd R.C Primary School   | 47         | 16                      | 31                      | 0                       |
| Cardiff East | Trowbridge Primary School          | 25         | 11                      | 14                      | 0                       |
| Cardiff East | Willowbrook Primary School         | 64         | 0                       | 64                      | 0                       |
| Cardiff East | Ysgol Bro Eirwg                    | 64         | 12                      | 52                      | 0                       |
| Cardiff East | Ysgol Pen Y Pil                    | 41         | 15                      | 26                      | 0                       |
| <b>Total</b> |                                    | <b>683</b> | <b>191</b>              | <b>492</b>              | <b>0</b>                |

Table: Foundation Phase Nursery Early Education – schools: Cardiff South East

| NPA                | Primary School Name             | Total      | 2/3 year olds Part time | 3/4 year olds Part time | 4/5 year olds Full time |
|--------------------|---------------------------------|------------|-------------------------|-------------------------|-------------------------|
| Cardiff South East | Adamsdown Primary School        | 60         | 15                      | 45                      | 0                       |
| Cardiff South East | Albany Primary School           | 51         | 17                      | 34                      | 0                       |
| Cardiff South East | Allensbank Primary School       | 28         | 9                       | 19                      | 0                       |
| Cardiff South East | Baden Powell Primary School     | 31         | 8                       | 23                      | 0                       |
| Cardiff South East | Gladstone Primary School        | 55         | 20                      | 35                      | 0                       |
| Cardiff South East | Moorland Primary School         | 53         | 20                      | 33                      | 0                       |
| Cardiff South East | Roath Park Primary School       | 63         | 16                      | 47                      | 0                       |
| Cardiff South East | St Joseph's R.C Primary School  | 26         | 8                       | 18                      | 0                       |
| Cardiff South East | St Peter's R.C Primary School   | 53         | 15                      | 38                      | 0                       |
| Cardiff South East | Stacey Primary School           | 37         | 12                      | 25                      | 0                       |
| Cardiff South East | Tredegaville C.W Primary School | 33         | 11                      | 22                      | 0                       |
| Cardiff South East | Tremorfa Nursery School         | 62         | 18                      | 44                      | 0                       |
| Cardiff South East | Ysgol Glan Morfa                | 36         | 14                      | 22                      | 0                       |
| Cardiff South East | Ysgol Mynydd Bychan             | 53         | 19                      | 34                      | 0                       |
| <b>Total</b>       |                                 | <b>641</b> | <b>202</b>              | <b>439</b>              | <b>0</b>                |

Table: Foundation Phase Nursery Early Education – schools: City & Cardiff South

| NPA                  | Primary School Name                   | Total      | 2/3 year olds Part time | 3/4 year olds Part time | 4/5 year olds Full time |
|----------------------|---------------------------------------|------------|-------------------------|-------------------------|-------------------------|
| City & Cardiff South | Grangetown Nursery School             | 134        | 38                      | 96                      | 0                       |
| City & Cardiff South | Mount Stuart Primary School           | 74         | 23                      | 51                      | 0                       |
| City & Cardiff South | Ninian Park Primary School            | 91         | 30                      | 61                      | 0                       |
| City & Cardiff South | St Mary The Virgin C.W Primary School | 30         | 4                       | 26                      | 0                       |
| City & Cardiff South | St Paul's C.W Primary School          | 24         | 8                       | 16                      | 0                       |
| City & Cardiff South | Ysgol Gynradd Gymraeg Hamadryad       | 67         | 24                      | 43                      | 0                       |
| <b>Total</b>         |                                       | <b>420</b> | <b>127</b>              | <b>293</b>              | <b>0</b>                |

Table: Foundation Phase Nursery Early Education – schools: Cardiff South West

| NPA                | Primary School Name               | Total       | 2/3 year olds Part time | 3/4 year olds Part time | 4/5 year olds Full time |
|--------------------|-----------------------------------|-------------|-------------------------|-------------------------|-------------------------|
| Cardiff South West | Ely and Caerau Children's Centre  | 109         | 54                      | 54                      | 1                       |
| Cardiff South West | Herbert Thompson Primary School   | 80          | 22                      | 58                      | 0                       |
| Cardiff South West | Hywel Dda Primary School          | 56          | 17                      | 39                      | 0                       |
| Cardiff South West | Kitchener Primary School          | 70          | 19                      | 51                      | 0                       |
| Cardiff South West | Lansdowne Primary School          | 60          | 22                      | 38                      | 0                       |
| Cardiff South West | Millbank Primary School           | 46          | 16                      | 30                      | 0                       |
| Cardiff South West | Pencaerau Primary School          | 49          | 14                      | 35                      | 0                       |
| Cardiff South West | Severn Primary School             | 125         | 38                      | 87                      | 0                       |
| Cardiff South West | St Fagan's C.W Primary School     | 14          | 0                       | 14                      | 0                       |
| Cardiff South West | St Francis RC Primary School      | 48          | 15                      | 33                      | 0                       |
| Cardiff South West | St Mary's Catholic Primary School | 29          | 7                       | 22                      | 0                       |
| Cardiff South West | Trelai Primary School             | 47          | 15                      | 32                      | 0                       |
| Cardiff South West | Ty Gwyn School                    | 4           | 1                       | 3                       | 0                       |
| Cardiff South West | Windsor Clive Primary School      | 64          | 19                      | 45                      | 0                       |
| Cardiff South West | Ysgol Gymraeg Nant Caerau         | 48          | 7                       | 41                      | 0                       |
| Cardiff South West | Ysgol Gymraeg Pwll Coch           | 57          | 23                      | 34                      | 0                       |
| Cardiff South West | Ysgol Gymraeg Treganna            | 96          | 10                      | 85                      | 1                       |
| <b>Total</b>       |                                   | <b>1002</b> | <b>299</b>              | <b>701</b>              | <b>2</b>                |

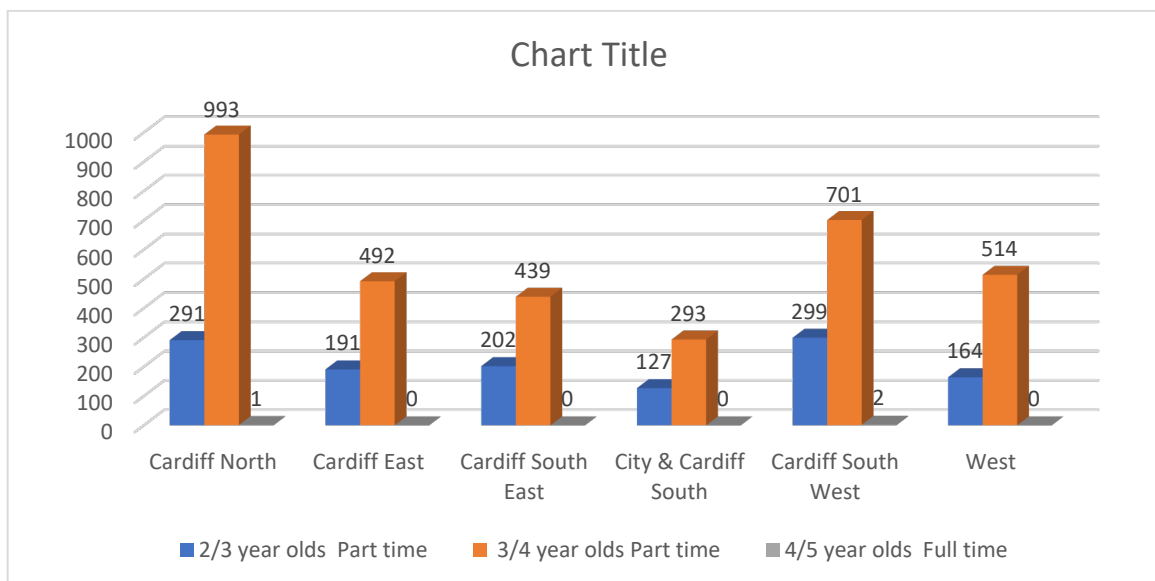
Table: Foundation Phase Nursery Early Education – schools: Cardiff West

| NPA          | Primary School Name                          | Total      | 2/3 year olds Part time | 3/4 year olds Part time | 4/5 year olds Full time |
|--------------|----------------------------------------------|------------|-------------------------|-------------------------|-------------------------|
| Cardiff West | Bryn Deri Primary School                     | 43         | 18                      | 25                      | 0                       |
| Cardiff West | Coryton Primary School                       | 24         | 10                      | 14                      | 0                       |
| Cardiff West | Creigiau Primary School                      | 53         | 15                      | 38                      | 0                       |
| Cardiff West | Danescourt Primary School                    | 62         | 14                      | 48                      | 0                       |
| Cardiff West | Gabalfa Primary School                       | 38         | 13                      | 25                      | 0                       |
| Cardiff West | Hawthorn Primary School                      | 35         | 12                      | 23                      | 0                       |
| Cardiff West | Pentrebane Primary School                    | 44         | 9                       | 35                      | 0                       |
| Cardiff West | Peter Lea Primary School                     | 59         | 19                      | 40                      | 0                       |
| Cardiff West | Radyr Primary School                         | 47         | 7                       | 40                      | 0                       |
| Cardiff West | Tongwynlais Primary School                   | 39         | 9                       | 30                      | 0                       |
| Cardiff West | Whitchurch Primary School                    | 80         | 0                       | 80                      | 0                       |
| Cardiff West | Ysgol Glan Ceubal                            | 47         | 16                      | 31                      | 0                       |
| Cardiff West | Ysgol Gymraeg Melin Gruffydd                 | 64         | 0                       | 64                      | 0                       |
| Cardiff West | Ysgol Gynradd Gwaelod Y Garth Primary School | 43         | 22                      | 21                      | 0                       |
| <b>Total</b> |                                              | <b>678</b> | <b>164</b>              | <b>514</b>              | <b>0</b>                |

Table: Foundation Phase Nursery Early Education – nursery, primary and special schools: Cardiff

| NPA                  | Total       | 2/3 year olds Part time | 3/4 year olds Part time | 4/5 year olds Full time |
|----------------------|-------------|-------------------------|-------------------------|-------------------------|
| Cardiff North        | 1285        | 291                     | 993                     | 1                       |
| Cardiff East         | 683         | 191                     | 492                     | 0                       |
| Cardiff South East   | 641         | 202                     | 439                     | 0                       |
| City & Cardiff South | 420         | 127                     | 293                     | 0                       |
| Cardiff South West   | 1002        | 299                     | 701                     | 2                       |
| West                 | 678         | 164                     | 514                     | 0                       |
| <b>Cardiff</b>       | <b>4709</b> | <b>1274</b>             | <b>3432</b>             | <b>3</b>                |

Chart: Table: Foundation Phase Nursery Early Education – nursery, primary and special schools: Cardiff



- A total of 4,706 children aged 2 to 3 and 3 to 4 years old access part time early years education through maintained, faith and special schools

### Non-maintained early education placements

Table: Non-maintained early education placements – NPA; CIW registration type; main language; registered places; children funded for a part-time early education placement (Summer term 2021)

| NPA                | CIW registration type | Main language | Registered places | Number of children funded |
|--------------------|-----------------------|---------------|-------------------|---------------------------|
| Cardiff North      | Sessional day care    | Welsh         | 33                | 12                        |
| Cardiff South West | Sessional day care    | Welsh         | 19                | 2                         |
|                    | Full daycare          | Welsh         | 32                | 3                         |
| Cardiff West       | Full daycare          | Welsh         | 36                | 0                         |
|                    | Full daycare          | Welsh         | 33                | 16                        |
|                    | Full daycare          | Welsh         | 58                | 2                         |
|                    | Sessional day care    | Welsh         | 24                | 3                         |
|                    | Sessional day care    | Welsh         | 36                | 18                        |
| <b>Total</b>       |                       |               | <b>271</b>        | <b>56</b>                 |

- A total of 56 children were funded to attend 6 non-maintained settings for a funded early education place.
- All settings are Welsh medium
- NB: A total of 144 settings (86 childminders, 47 full daycare and 11 sessional day care settings reported having children attending between June 7<sup>th</sup> and July 4<sup>th</sup> for an early education placement, even though many did not report they were funded to provide.
- The following average weekly attendance for early education placements were reported: childminders – 197; full daycare – 2146, sessional – 314.

Table: Reported and funded early education placements, all provider types

| Provider type  | Reported weekly average attendance for early education placement | Calculated daily average attendance (weekly/5) | Actual daily attendance (children funded for early education by Education department) | Difference |
|----------------|------------------------------------------------------------------|------------------------------------------------|---------------------------------------------------------------------------------------|------------|
| Childminder    | 197                                                              | 39                                             | 0                                                                                     | 39         |
| Full daycare   | 2146                                                             | 429                                            | 21                                                                                    | 408        |
| Sessional care | 314                                                              | 62                                             | 35                                                                                    | 27         |
| <b>Total</b>   | <b>2657</b>                                                      | <b>530</b>                                     | <b>56</b>                                                                             | <b>474</b> |

- Assuming a daily average attendance across all providers who reported having children in attendance for an early education place of 530 children per day,  $530 - 56 = 474$  children per day were being recorded under the wrong category of attendance.

**Action: Work with Education, Welsh Government and Care Inspectorate Wales colleagues, to ensure childcare providers correctly understand the use and meaning of terminology relating to early education placements, in order to improve the accuracy of future SASS and other data collection exercises**

## Flying Start

Table: Flying Start: Cardiff: settings – all providers; languages (SASS)

| Settings               |    |
|------------------------|----|
| Full daycare - English | 6  |
| Full daycare Welsh     | 3  |
| Sessional - English    | 19 |
| Sessional - both       | 1  |
| Creche - English       | 1  |
| Childminder - English  | 2  |
| Out of school          | 1  |

Table: Flying Start: Cardiff: settings – all providers; languages (Flying Start)

| Settings               |    |
|------------------------|----|
| Full daycare - English | 4  |
| Full daycare Welsh     | 3  |
| Sessional - English    | 22 |
| Sessional - Welsh      | 3  |
| Creche - English       | 1  |
| Childminder - English  | 0  |
| Out of school          | 0  |



- It would appear that SASS data was not submitted by 3 sessional day care English medium and 3 sessional day care Welsh medium providers
- Two full daycare (English medium) and one sessional day care settings (both languages) appear to have incorrectly reported providing Flying Start places.
- The table below show the number of settings who indicated they were a Flying Start provider in black, and data supplied by Cardiff Council’s Flying Start team in red

Table: Flying Start settings – provider type and NPA; SASS (Flying Start)

|                        | Cardiff North | Cardiff East | Cardiff South East | City & Cardiff South | Cardiff South West | Cardiff West |
|------------------------|---------------|--------------|--------------------|----------------------|--------------------|--------------|
| Full daycare - English | -             | 2 (1)        | 1 (0)              | 1 (1)                | 2 (2)              | -            |
| Full daycare Welsh     | -             | 1 (1)        | -                  | -                    | 2 (2)              | -            |
| Sessional - English    | 1 (2)         | 6 (7)        | 3 (4)              | 2 (2)                | 6(6)               | 1 (1)        |
| Sessional - both       | 1 (0)         | -            | 0 (1)              | -                    | 0                  | -            |
| Sessional - Welsh      | 0 (1)         | -            | -                  | -                    | -                  | -            |
| Creche - English       | -             | -            | -                  | -                    | 1 (1)              | -            |

Table: Places purchased per Flying Start setting by NPA and registration type

| NPA                | Setting type | Places purchased per day |
|--------------------|--------------|--------------------------|
| Cardiff East       | Full daycare | 9                        |
|                    | Full daycare | 20                       |
|                    | Sessional    | 16                       |
|                    | Sessional    | 28                       |
|                    | Sessional    | 32                       |
|                    | Sessional    | 56                       |
|                    | Sessional    | 40                       |
|                    | Sessional    | 12                       |
| Cardiff North      | Sessional    | 8                        |
|                    | Sessional    | 48                       |
|                    | Sessional    | 32                       |
| Cardiff South East | Sessional    | 12                       |
|                    | Sessional    | 56                       |
|                    | Sessional    | 36                       |
|                    | Sessional    | 56                       |
|                    | Sessional    | 12                       |

| <b>NPA</b>           | <b>Setting type</b> | <b>Places purchased per day</b> |
|----------------------|---------------------|---------------------------------|
| Cardiff South West   | Full daycare        | 24                              |
|                      | Full daycare        | 32                              |
|                      | Full daycare        | 22                              |
|                      | Full daycare        | 24                              |
|                      | Sessional           | 56                              |
|                      | Sessional           | 48                              |
|                      | Sessional           | 40                              |
|                      | Sessional           | 48                              |
|                      | Sessional           | 56                              |
|                      | Sessional           | 20                              |
|                      | Creche              | 15                              |
| Cardiff West         | Sessional           | 40                              |
| City & Cardiff South | Full daycare        | 12                              |
|                      | Sessional           | 40                              |
|                      | Sessional           | 56                              |

#### **Flying Start: attendance**

- For the latest period reported on, of the 3,802 places purchased, 3,077 were filled. This represents an occupancy rate of 81%. Non-attendance may be due to illness, Covid related household self-isolation or other causes.
- Two out of school and one reported being Flying Start settings. This is not accurate as no out of school or childminders provide Flying Start places

#### **Childcare requested but declined place offered.**

254 children were eligible and there were 10 Flying Start Childcare Access Forms not completed at the outset. Of the 241 offers made for children eligible and born between 1/1/2019 & 31/3/2018, 19 were declined despite a second offer being made in all cases or conversations taking place with parents. This is equal to 7.8%.

*Table: Flying Start childcare requested but declined place offered.*

| <b>Reasons declined place</b> | <b>Already attending elsewhere/childcare no longer wanted</b> | <b>Changed mind on language</b> | <b>Child is too young</b> | <b>Moving address</b> | <b>Suitable session not available</b> | <b>No response to offer</b> | <b>Sibling at a different school</b> | <b>Total</b> |
|-------------------------------|---------------------------------------------------------------|---------------------------------|---------------------------|-----------------------|---------------------------------------|-----------------------------|--------------------------------------|--------------|
| Number of places declined     | 3/7                                                           | 0                               | 5                         | 0                     | 2                                     | 1                           | 1                                    | 19           |

**Parents who declined childcare at the outset for children eligible and born between 1/1/2019 – 31/3/2019.**

There were 16 children out of the 254 eligible who declined childcare = 6%.

In all circumstances, the Health Visitors had provided legitimate reasons.

Table: Parents who declined childcare at the outset for children eligible and born between 1/1/2019 – 31/3/2019.

| Reasons declined place    | Already attending elsewhere | Too young | Moving address | Moving home/Other | Total |
|---------------------------|-----------------------------|-----------|----------------|-------------------|-------|
| Number of places declined | 5                           | 2         | 5              | 4                 | 16    |

**Welsh medium Flying Start**

- 34 new Welsh medium Flying Start places were offered. Two were declined by parents who reported they had “changed their mind”. With the existing Welsh medium places funded, this now brings the total to 78 Welsh medium Flying Start childcare places.

**Strengths and weaknesses**

- Overall, there are sufficient Flying Start childcare places available for all eligible children.
- Partnership working, supported by the co-location of Flying Start and the Childcare Business Support Team, provides opportunities to share skills, knowledge and experience, and for best practice identified in Flying Start settings to be shared with other childcare providers.
- The co-location and partnership approach enhances Flying Start access to Cardiff Family Advice and Support (CFAS) and to training provided via the Early Help Workforce Development and Accredited Centre (WFDAC)
- Business and quality assurance support provided by the CBS Team also supports Flying Start settings

**Action: With Flying Start, Welsh Government and Care Inspectorate Wales colleagues, ensure childcare providers correctly understand the use and meaning of terminology relating to Flying Start, in order to improve the accuracy of future SASS and other data collection exercises**

## 10. Welsh medium childcare provision and the Welsh in Education Strategic Plan (WESP)

### 10.1. Welsh in Education Strategic Plan – WESP

#### **Cymraeg 2050**

In 2017, the Welsh Government published its Welsh language strategy *Cymraeg 2050: A Million Welsh Speakers* in accordance with Section 78 of the Government of Wales Act 2006. The strategy supports ‘*the promotion and facilitation of the use of the Welsh language*’ and its long-term aim is for Wales to have one million Welsh speakers by 2050. The strategy names Welsh-medium immersion education as the ‘*principal method for ensuring that children can develop their Welsh language skills, and for creating new speakers*’ (Cymraeg 2050: A Million Welsh Speakers, pg21). Therefore the availability of Welsh-medium education will be key to meeting the target of one million Welsh speakers.

#### **WESP**

The Welsh in Education Strategic Plans (Wales) Regulations 2019 require Local Authorities to set a ten-year target outlining the expected increase in Year 1 children who are taught through the medium of Welsh in the local authority’s area during the lifespan of a Plan. Cardiff is committed to achieving a scale of growth in line with the 25-29% as provided by the Welsh Government . The local target must, however, balance ambition with an understanding of the prevailing trends, which includes falling birth rates and heightened uncertainty relating to school admission choices due to the pandemic. Cardiff’s ten-year target is therefore to “increase the percentage of Year 1 children who are taught through the medium of Welsh in Cardiff by 9% with 27% of the eligible cohort.

The Cardiff WESP 2022- 2031, which is currently out for consultation, notes that:

*“Currently 18.5% of nursery children/ three-year-olds taking up a nursery education place in Cardiff receive their education through the medium of Welsh. Our targets for the next ten years are as set out in the table overleaf:*

Table: WESP

| <b>Numbers and % of 3-year olds receiving their education through the medium of Welsh</b> |        |                    |        |                    |        |                    |        |                    |              |
|-------------------------------------------------------------------------------------------|--------|--------------------|--------|--------------------|--------|--------------------|--------|--------------------|--------------|
| <b>2022 - 2023</b>                                                                        |        | <b>2023 - 2024</b> |        | <b>2024 - 2025</b> |        | <b>2025 - 2026</b> |        | <b>2026 - 2027</b> |              |
| 698 –                                                                                     | 19.0 - | 733 -              | 19.8 - | 755 -              | 20.5 - | 778 -              | 21.3 - | 803 -              | 22 - 24.4%   |
| 740                                                                                       | 19.8%  | 790                | 21%    | 826                | 22.1%  | 863                | 23.3%  | 902                |              |
| <b>2027 - 2028</b>                                                                        |        | <b>2028 - 2029</b> |        | <b>2029 - 2030</b> |        | <b>2030 - 2031</b> |        | <b>2031 - 2032</b> |              |
| 830 –                                                                                     | 22.8 - | 857 -              | 23.5 - | 883 -              | 24.3 - | 911 -              | 25 -   | 931 -              | 25.8 - 30.2% |
| 943                                                                                       | 25.6%  | 984                | 26.7%  | 1024               | 27.9%  | 1066               | 29%    | 1090               |              |

**To achieve this outcome and grow the take up of Welsh-medium nursery education places from 18.5% to between 25-30% of the eligible population cohort in the first 5 years we will:**

1. Develop Welsh-medium wraparound childcare options to support parents accessing the Childcare Offer for Wales in conjunction with our partners, including Mudiad Meithrin, through establishing new Cylch Meithrin settings for Ysgol Melin Gruffydd and the new school to be established in Plasdŵr

**By the end of the 10-year plan we will**

8. Develop further Welsh-medium wraparound childcare options to support parents accessing the Childcare Offer for Wales 30 hour offer in conjunction with our partners including Mudiad Meithrin through:

- Examining the feasibility of building in space and facilities for delivery of Welsh-medium childcare (such as Cylch Meithrin provision) to be built into each new Welsh-Medium primary school.
- Exploring opportunities to building in space and facilities for delivery of Welsh-medium childcare (such as Cylch Meithrin provision) to be built into existing Welsh-Medium primary schools utilising Welsh capital grants

The above actions align with the updated Welsh Government document *Cymraeg 2050: our plan for 2021 to 2026*, which identifies the following areas for action

1. Invest each year over the next five years to expand our Welsh-medium early years provision, including nursery groups and taster sessions for parents, by:
  - Supporting the opening of 60 new Cylchoedd Meithrin and 60 new Cylchoedd Ti a Fi in new settings to support the expansion of Welsh-medium education.
  - Expanding the training programme for early years practitioners by increasing apprenticeships, expanding the Academi programme and expanding the Croesi'r Bont programme which immerses new practitioners in Welsh.

8. *Develop targets in terms of the number of children in Welsh-medium nursery groups and the percentage of children in Welsh-medium nursery groups transferring to Welsh-medium primary schools.*

### **The Co-operation Agreement**

The Co-operation Agreement between the Welsh Government and Plaid Cymru, announced on November 22, 2021, states a commitment to:

*“Expand free childcare to all two-year-olds with a particular focus on providing and strengthening Welsh-medium childcare.”*

At this stage there are no further details around this policy announcement, however, in order to deliver this outcome there will need to be an expansion of Welsh medium provision, either through seeking to increase the number of places delivered by existing Welsh medium providers, or by creating new Welsh medium settings.

As with all childcare development, the ongoing viability of existing providers must be considered, as an increase in the provision of childcare places without an increase in demand will reduce the number of children attending per setting, potentially to the point where some settings are no longer viable.

## 10.2. Welsh medium childcare provision

This section of the CSA will only present data extracted from the SASS from providers who indicated Welsh was the “Main Language/s through which your service is provided” in their SASS response.

Each section will consist of an overview of Welsh medium provision across all provider types, followed by brief summary of provision, capacity, waiting lists and vacancies by relevant provider types.

*Table: Welsh medium childcare: Cardiff – settings, all provider types, by NPA*

|               | Cardiff North | Cardiff East | Cardiff South East | City & Cardiff South | Cardiff South West | Cardiff West | <b>Cardiff</b> |
|---------------|---------------|--------------|--------------------|----------------------|--------------------|--------------|----------------|
| Childminder   | -             |              | -                  | -                    | 3                  | 1            | <b>4</b>       |
| Full daycare  | -             | 1            | 2                  | 1                    | 4                  | 5            | <b>13</b>      |
| Sessional     | 3             | -            | -                  | -                    | -                  | 1            | <b>4</b>       |
| Out of school | -             | -            | 1                  | 1                    | 2                  | 1            | <b>5</b>       |
| <b>Total</b>  | <b>3</b>      | <b>1</b>     | <b>3</b>           | <b>2</b>             | <b>9</b>           | <b>8</b>     | <b>26</b>      |

*Chart: Welsh medium childcare: Cardiff – settings, all provider types, by NPA*

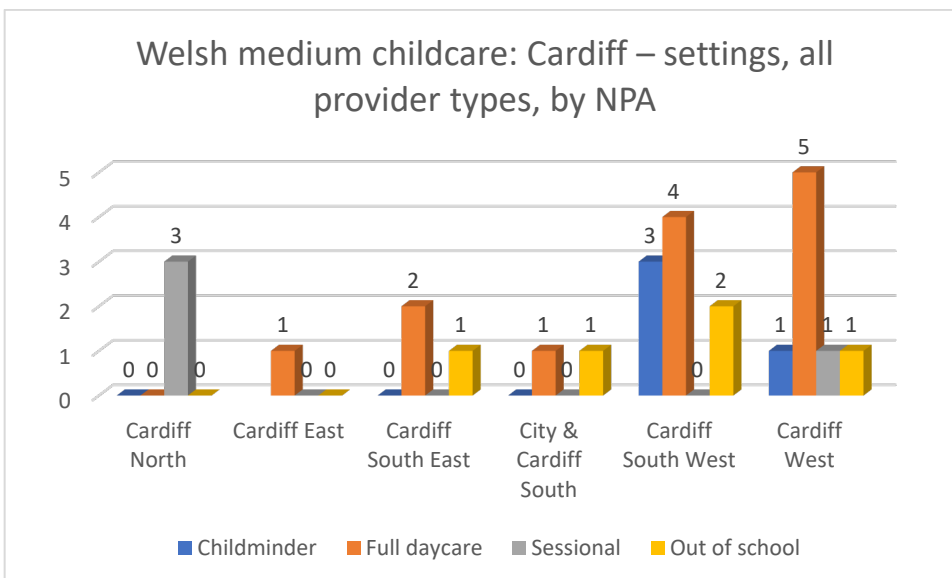
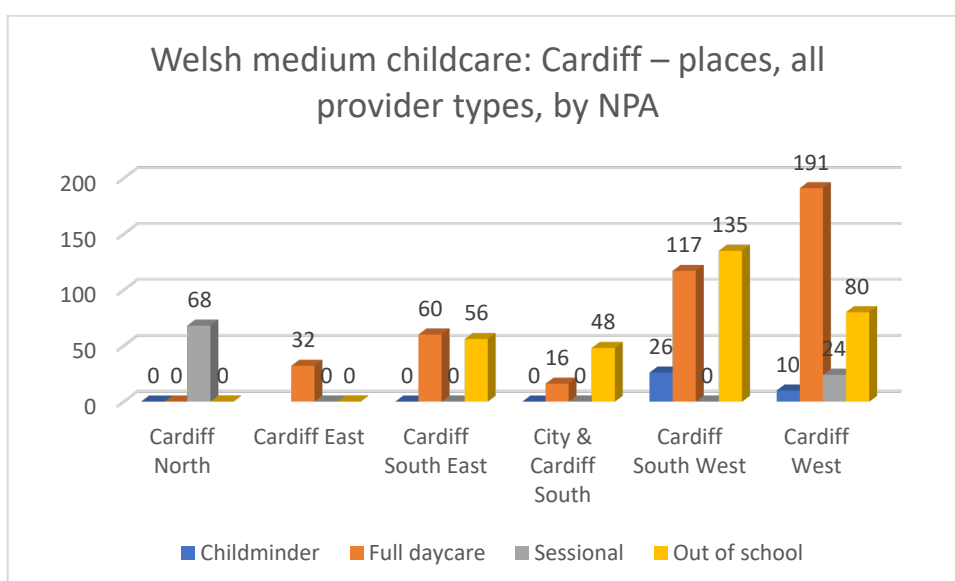


Table: Welsh medium childcare: Cardiff – places, all provider types, by NPA

|               | Cardiff North | Cardiff East | Cardiff South East | City & Cardiff South | Cardiff South West | Cardiff West | <b>Cardiff</b> |
|---------------|---------------|--------------|--------------------|----------------------|--------------------|--------------|----------------|
| Childminder   | -             |              | -                  | -                    | 26                 | 10           | <b>36</b>      |
| Full daycare  | -             | 32           | 60                 | 16                   | 117                | 191          | <b>416</b>     |
| Sessional     | 68            | -            | -                  | -                    | -                  | 24           | <b>92</b>      |
| Out of school | -             | -            | 56                 | 48                   | 135                | 80           | <b>319</b>     |
| <b>Total</b>  | <b>68</b>     | <b>32</b>    | <b>116</b>         | <b>64</b>            | <b>278</b>         | <b>305</b>   | <b>863</b>     |

Chart: Welsh medium childcare: Cardiff – places, all provider types, by NPA



- Compared to the 2016 CSA, there is one more Welsh medium setting
- The distribution of Welsh medium childcare varies across the NPAs from a single full daycare setting providing 32 places in Cardiff East to 8 providers in Cardiff West (305 places) and 9 in Cardiff South West (278 places)
- The distribution has some alignment with concentrations of Welsh speakers. The largest number of Welsh speakers are in Canton in Cardiff South West, and Whitchurch in Cardiff West. Low numbers of Welsh speakers are reported in Llanrumney and Rumney, in Cardiff East.
- Generally, the largest waiting lists for Welsh medium provision are recorded in the NPAs with the largest amount of Welsh medium provision.
  - In Cardiff West, 25 children appear to be waiting for a full-time nursery place, with 15 waiting for a Cylch Meithrin AM place, and the same number are reported to be waiting for a PM Cylch Meithrin



- There are 146 children reported as waiting for an immediate after school place, with 95 in Cardiff South West and 30 in Cardiff West. A further 21 children are identified as waiting for a Welsh medium place in City and Cardiff South

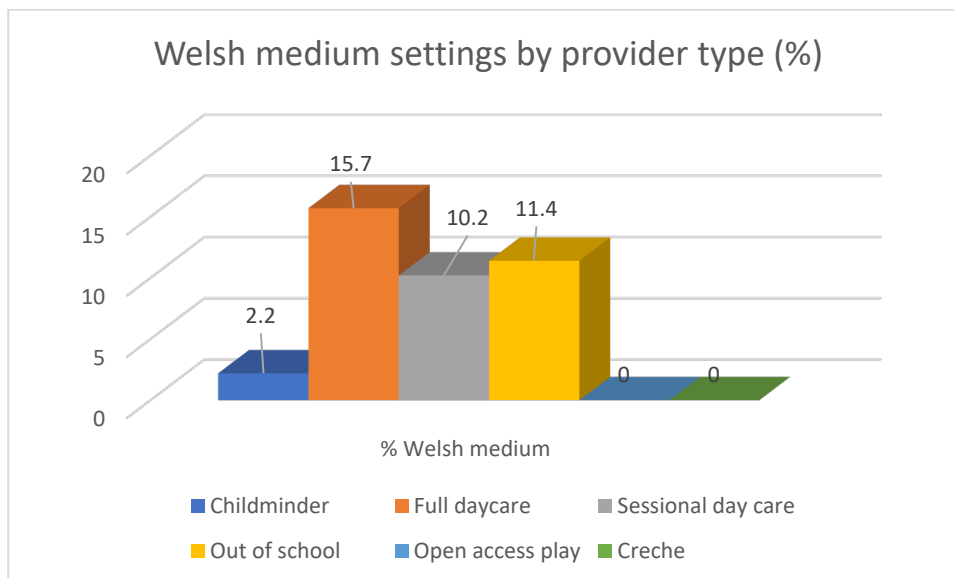
### Welsh medium settings (%) by provider type

NB: based on SASS returns

Table: Welsh medium settings (%) by provider type

| Provider type      | Welsh | English | Both | Total | % Welsh medium |
|--------------------|-------|---------|------|-------|----------------|
| Childminder        | 4     | 175     | 6    | 185   | 2.2            |
| Full daycare       | 13    | 64      | 6    | 83    | 15.7           |
| Sessional day care | 4     | 33      | 2    | 39    | 10.2           |
| Out of school      | 5     | 37      | 2    | 44    | 11.4           |
| Open access play   | 0     | 1       | 0    | 1     | 0              |
| Creche             | 0     | 1       | 0    | 1     | 0              |

Chart: Welsh medium settings (%) by provider type



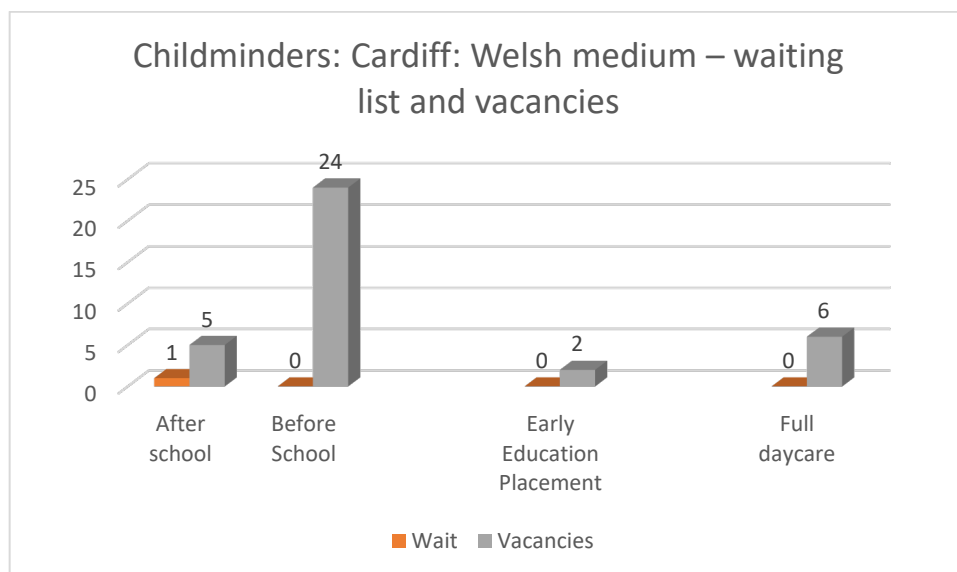
- The highest number (13 of 83) and % (15.7%) of Welsh medium settings are registered as full daycare
- There are four Welsh medium sessional providers (10.2% of providers), and four Welsh medium childminders (2.2% of providers)
- 5 of the 44 out of school providers operate through the Welsh language (11.4%)
- There is no Welsh medium creche or open access play provision

## Childminders: Welsh medium – waiting list and vacancies

Table: Childminders: Cardiff: Welsh medium – waiting list and vacancies

|                           | Waiting list | Vacancies |
|---------------------------|--------------|-----------|
| After school              | 1            | 5         |
| Before School             | 0            | 24        |
| Early Education Placement | 0            | 2         |
| Full daycare              | 0            | 6         |

Chart: Childminders: Cardiff: Welsh medium – waiting list and vacancies



- Overall, there are more vacancies than children waiting an immediate place for all services provided by Welsh medium childminders

Table: Childminders: Welsh medium – waiting list and vacancies, by NPA

| Childminder                   | Cardiff South West |           | Cardiff West |           |
|-------------------------------|--------------------|-----------|--------------|-----------|
|                               | Waiting            | Vacancies | Waiting      | Vacancies |
| After school                  | 0                  | 5         | 1            | 0         |
| Before School                 | 0                  | 4         | 0            | 20        |
| Early Education Placement     | 0                  | 2         | -            | -         |
| Full daycare/Full day nursery | 0                  | 6         | -            | -         |

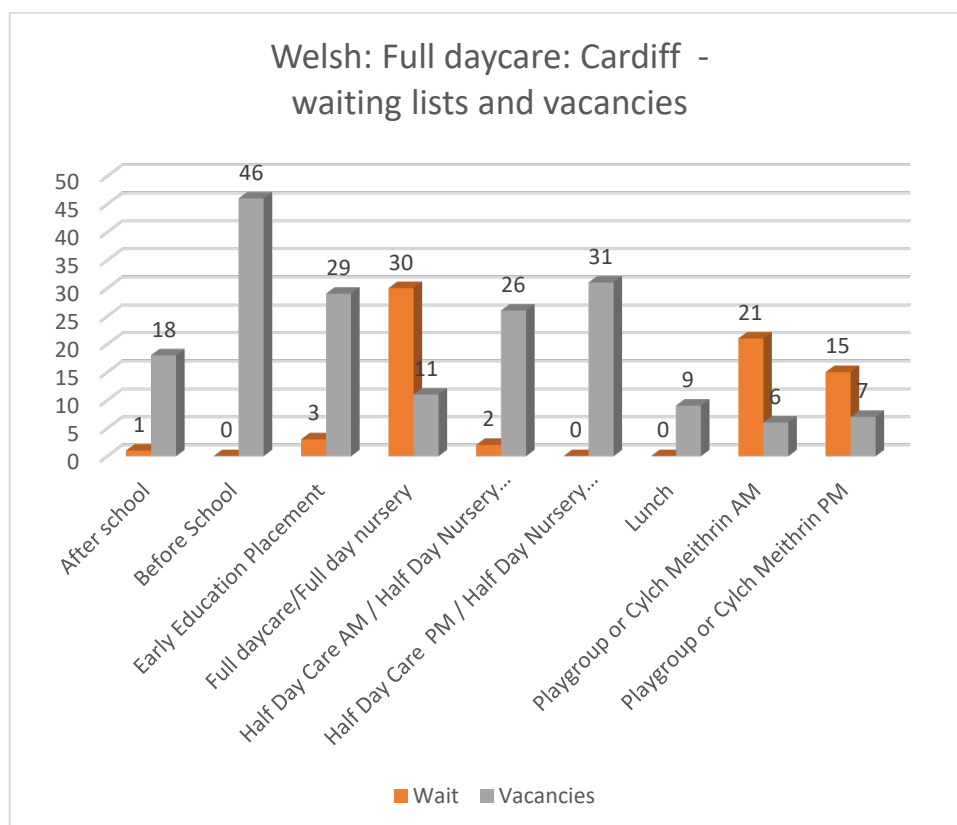
- When broken down by NPA, there is one child waiting for an after school place in Cardiff West where no vacancy is reported

## Full daycare: Welsh medium – waiting list and vacancies

Table: Full daycare: Cardiff: Welsh medium – waiting list and vacancies

|                                        | Waiting list | Vacancies |
|----------------------------------------|--------------|-----------|
| After school                           | 1            | 18        |
| Before School                          | 0            | 46        |
| Early Education Placement              | 3            | 29        |
| Full daycare/Full day nursery          | 30           | 11        |
| Half Day Care AM / Half Day Nursery AM | 2            | 26        |
| Half Day Care PM / Half Day Nursery PM | 0            | 31        |
| Lunch                                  | 0            | 9         |
| Playgroup or Cylch Meithrin AM         | 21           | 6         |
| Playgroup or Cylch Meithrin PM         | 15           | 7         |

Chart: Full daycare: Cardiff: Welsh medium – waiting list and vacancies



- Waiting lists exceed vacancies for Welsh medium full daycare (shortfall 30 - 11 = 19 places); Playgroup/Cylch Meithrin AM (shortfall 21 – 6 = 15 places) and Playgroup/Cylch Meithrin PM (shortfall 15 – 7 = 8 places)

Table: Full daycare: Welsh medium – waiting list and vacancies, by NPA

|                                              | Cardiff East |        | Cardiff South East |        | City & Cardiff South |        | Cardiff South West |        | Cardiff West |        |
|----------------------------------------------|--------------|--------|--------------------|--------|----------------------|--------|--------------------|--------|--------------|--------|
|                                              | Waiti        | Vacanc | Waiti              | Vacanc | Waiti                | Vacanc | Waiti              | Vacanc | Waiti        | Vacanc |
| <b>Full Daycare</b>                          |              |        |                    |        |                      |        |                    |        |              |        |
| After school                                 | -            | -      | 1                  | 0      | -                    | -      | 0                  | 6      | 0            | 12     |
| Before School                                | 0            | 20     | -                  | -      | -                    | -      | 0                  | 16     | 0            | 10     |
| Creche                                       |              | -      | -                  | -      | -                    | -      |                    | -      | -            |        |
| Early Education Placement                    | 0            | 22     | 0                  | 7      | 1                    | 0      | 2                  | 0      |              |        |
| Full daycare/<br>Full day nursery            | -            | -      | -                  | -      | -                    | -      | 0                  | 6      | 30           | 5      |
| Half Day Care<br>AM /<br>Half Day Nursery AM | -            | -      | -                  | -      | -                    | -      | 0                  | 21     | 2            | 5      |
| Half Day Care<br>PM / Half Day<br>Nursery PM | -            | -      | -                  | -      | -                    | -      | 0                  | 21     | 0            | 10     |
| Lunch                                        | -            | -      | -                  | -      | -                    | -      | 0                  | 9      | -            | -      |
| Playgroup / Cylch<br>Meithrin AM             | 0            | 2      | 0                  | 4      | 6                    | 0      | -                  | -      | 15           | 0      |
| Playgroup / Cylch<br>Meithrin PM             | 0            | 6      |                    |        | 0                    | 1      | -                  | -      | 15           | 0      |

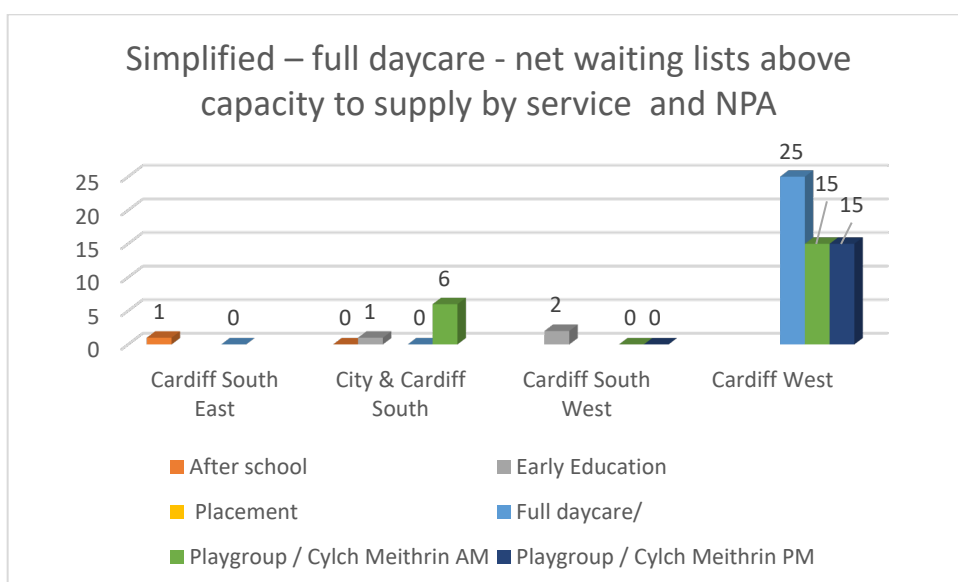
Table: Full daycare: Welsh medium – waiting list and vacancies, by NPA

|                               | Cardiff South East |           | City & Cardiff South |           | Cardiff West |           |
|-------------------------------|--------------------|-----------|----------------------|-----------|--------------|-----------|
|                               | Waiting            | Vacancies | Waiting              | Vacancies | Waiting      | Vacancies |
| After school                  | 1                  | 0         | -                    | -         | -            | -         |
| Early education placement     |                    |           | 1                    | 0         |              |           |
| Full daycare/Full day nursery |                    |           |                      |           | 30           | 5         |
| Playgroup / Cylch Meithrin AM |                    |           | 6                    | 0         | 15           | 0         |
| Playgroup / Cylch Meithrin PM |                    |           |                      |           | 15           | 0         |

Table: Simplified – full daycare - net waiting lists above capacity to supply by service

|                               | Cardiff South East | City & Cardiff South | Cardiff South West | Cardiff West |
|-------------------------------|--------------------|----------------------|--------------------|--------------|
| <b>Full Daycare</b>           | Waiting            | Waiting              | Waiting            | Waiting      |
| After school                  | 1                  | -                    |                    |              |
| Early Education               |                    | 1                    | 2                  |              |
| Placement                     |                    |                      |                    |              |
| Full daycare/                 | -                  | -                    |                    | 25           |
| Playgroup / Cylch Meithrin AM |                    | 6                    | -                  | 15           |
| Playgroup / Cylch Meithrin PM |                    |                      | -                  | 15           |

Chart: Simplified – full daycare - net waiting lists above capacity to supply by service and NPA



- When broken down by NPA, there is one child waiting for an after school place in Cardiff South East where no vacancy is reported. In City and Cardiff South one child is reported waiting for an early education place, although no children are recorded as waiting for place by the Education department. Six children are reported waiting for a Cylch Meithrin AM service. In Cardiff West, 25 children appear to be waiting for a full-time nursery place, with 15 waiting for a Cylch Meithrin AM place, and the same number are reported to be waiting for a PM Cylch Meithrin

**Action: Further investigate if demand above capacity to supply exists for Welsh medium full daycare or Cylch Meithrin sessions in Cardiff West**

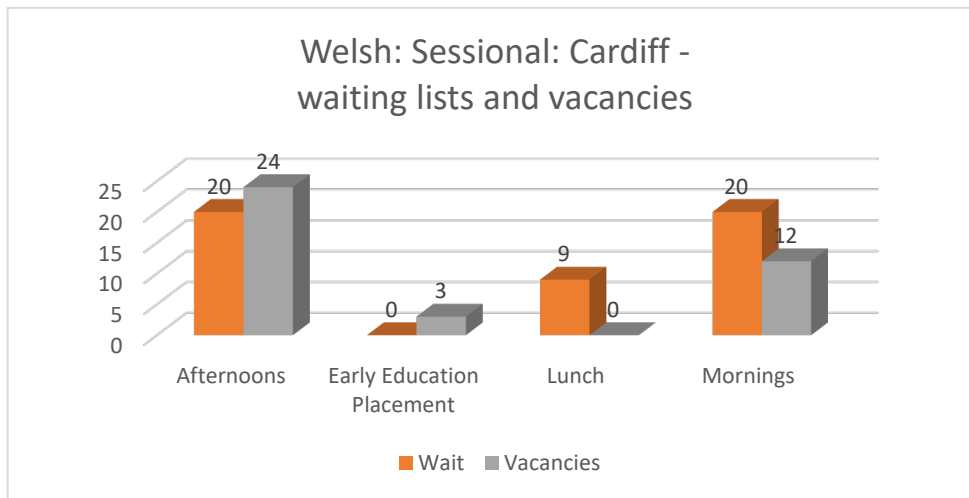
**Explore with existing providers within areas where demand above capacity to supply exists, whether there are possibilities to expand existing provision.**

**Sessional care: Welsh medium – waiting list and vacancies**

*Table: Sessional day care: Cardiff: Welsh medium – waiting list and vacancies*

|                           | Waiting list | Vacancies |
|---------------------------|--------------|-----------|
| Afternoons                | 20           | 24        |
| Early Education Placement | 0            | 3         |
| Lunch                     | 9            | 0         |
| Mornings                  | 20           | 12        |

**Chart: Sessional day care: Cardiff: Welsh medium – waiting list and vacancies**



- Waiting lists only exceed vacancies for Morning provision (20 on waiting list, 12 vacancies = shortfall of 8) in the Cardiff North NPA.

*Table: Sessional day care:*

|                           | Cardiff North |           |
|---------------------------|---------------|-----------|
|                           | Waiting list  | Vacancies |
| Afternoons                | 20            | 24        |
| Early Education Placement | 0             | 3         |
| Lunch                     | 9             | 0         |
| Mornings                  | 20            | 12        |

**Action: Further investigate if demand above capacity to supply exists for Welsh medium Morning sessions in Cardiff North**

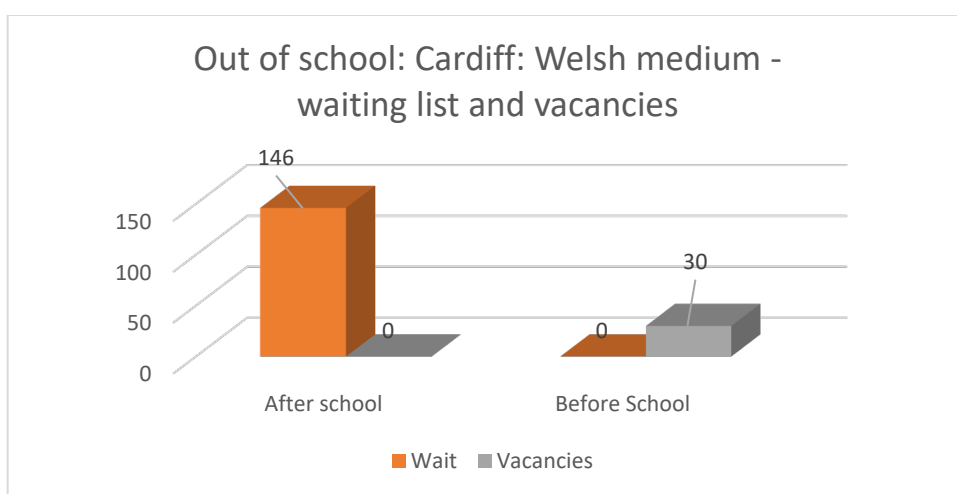
**Explore with existing providers within areas where demand above capacity to supply exists, whether there are possibilities to expand existing provision.**

**Out of school: Welsh medium – waiting lists and vacancies**

*Table: Out of school: Cardiff: Welsh medium – waiting lists and vacancies*

|               | <b>Waiting list</b> | <b>Vacancies</b> |
|---------------|---------------------|------------------|
| After school  | 146                 | 0                |
| Before School | 0                   | 30               |

*Chart: Out of school: Welsh medium – waiting lists and vacancies*



- Overall, whilst there are 30 reported vacancies for before school, there are 146 children reported as waiting for an immediate after school place., with 95 in Cardiff South West and 30 in Cardiff West. A further 21 children are identified as waiting for a Welsh medium place in City and Cardiff South

*Table: Welsh medium – waiting list and vacancies, by NPA*

| <b>Out of School</b> | <b>City &amp; Cardiff South</b> |           | <b>Cardiff South West</b> |           | <b>Cardiff West</b> |           |
|----------------------|---------------------------------|-----------|---------------------------|-----------|---------------------|-----------|
|                      | Waiting                         | Vacancies | Waiting                   | Vacancies | Waiting             | Vacancies |
| After school         | 21                              | 0         | 95                        | 0         | 30                  | 0         |

- Whilst demand above capacity to supply is recorded for Welsh medium after school services in 3 NPAs, further investigation will be required to assess if this data is accurate.
- For example, one setting reporting an immediate waiting list is registered to provide 400 places per week and has reported an average weekly attendance of around 300 children, but reported 95 children waiting for an immediate place. It may be the case that the data relating to ‘vacancies’ has been transposed into the ‘children waiting for an immediate place’ column in error.

**Action: Identify if robust evidence for unmet Welsh-medium out of school care demand exists in City & Cardiff South, Cardiff West and Cardiff South West.**

**Action: Identify if current Welsh medium out of school providers have the capacity to expand places offered.**

**Action: Work with partners including the Welsh Government, Education and Mudiad Meithrin to deliver the actions identified in the Cardiff WESP 2022 - 2031**



## 11. Free Breakfast Club provision

Since the 2016 CSA, the following schools have commenced delivering the Free Breakfast provision.: All Saints Primary, Coryton Primary, Kitchener Primary and Ysgol Y Wern. Marlborough Road Primary has ceased providing. Table: School Breakfast club provision

| Cardiff North                 | Cardiff East               | Cardiff South East       | Cardiff City & South         | Cardiff South West              | Cardiff West            |
|-------------------------------|----------------------------|--------------------------|------------------------------|---------------------------------|-------------------------|
| All Saints C.W Primary School | Bishop Child's Primary     | Adamsdown Primary        | Grangetown Primary           | Creigiau Primary                | Bryn Deri Primary       |
| Birchgrove Primary            | Bryn Hafod Primary School  | Albany Primary School    | Mount Stuart Primary         | Danescourt Primary              | Coryton Primary School  |
| Bryn Celyn Primary            | Glan yr Afon Primary       | Allensbank Primary       | Ninian Park Primary          | Ely & Caerau Children's Centre  | Fairwater Primary       |
| Coed Glas Primary             | Greenway Primary School    | Baden Powell Primary     | St. Cuthbert's Primary       | Herbert Thompson Primary School | Gabalfa Primary         |
| Glyncod Primary School        | Meadowlane Primary School  | Gladstone Primary School | St. Mary the Virgin School   | Hywel Dda Primary School        | Gwaelod Y Garth Primary |
| Llanedeyrn Primary School     | Oakfield Primary School    | Moorland Primary         | St. Patrick's Primary School | Kitchener Primary               | Hawthorn Primary        |
| Llanishen Fach Primary School | Pen y Bryn Primary School  | St. Alban's Primary      | St. Paul's Primary School    | Lansdowne Primary               | Holy Family Primary     |
| Llysfaen Primary School       | Rumney Infants             | St. Josephs Primary      |                              | Millbank Primary I              | Llandaff CiWPrimary     |
| Rhiwbina Primary School       | Rumney Junior              | St. Monica's Primary     |                              | Pencaerau Primary               | Meadowbank School       |
| St. David's Primary           | St. Cadoc's Primary School | Stacey Primary           |                              | Radnor Primary                  | Pentrebane Primary      |
| St. Philip Evans School       | St. John Lloyd Primary     | Tredegarville Primary    |                              | St. Fagan's Primary             | Pentyrch Primary        |
| Springwood Primary            | St. Mellons Primary School | Tremorfa Nursery         |                              | St. Francis Primary             | Peter Lea Primary       |
| The Court School              | Trowbridge Primary School  | Ysgol Glan Morfa         |                              | Severn Primary                  | Riverbank School        |
| The Hollies School            | Willowbrook Primary        | Ysgol Mynydd Bychan      |                              | Trelai Primary School           | Tongwynlais Primary     |
| Thornhill Primary School      | Ysgol Bro Eirwg            |                          |                              | Ty Gwyn School                  | Whitchurch Primary I    |
| Ton-Yr-Ywen Primary School    | Ysgol Pen y Pil            |                          |                              | Windsor Clive Primary           | Ysgol Coed y Gof        |
| Ysgol Pen y Groes             |                            |                          |                              | Ysgol Nant Caerau               | Ysgol Glan Ceubal       |
| Ysgol Y Berllan Deg           |                            |                          |                              | Ysgol Pwll Coch                 | Ysgol Melin Gruffydd    |
| Ysgol Y Wern                  |                            |                          |                              | Ysgol Treganna                  | Ysgol Pencae            |

## 12. Working Tax Credit/ Universal Credit and Employer Supported Childcare/ Tax Free Childcare

### Working Tax Credit/ Universal Credit

Parents/carers may be able to claim up to 85 per cent of their childcare costs if eligible for Universal Credit and meet some additional conditions. The amounts a parent/carer could receive in childcare costs are:

- a maximum of £646.35 per month for one child
- a maximum of £1108.04 per month for 2 or more children

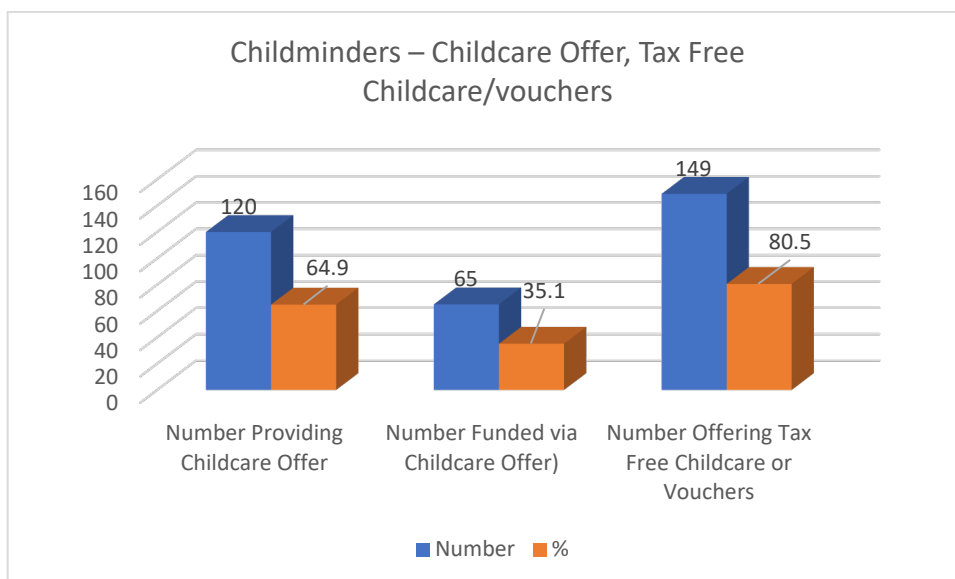
Childcare support is paid in arrears and is only applicable to childcare costs incurred at a CIW registered childcare service. All data submitted via the SASS and used in this document, unless specifically stated as otherwise, has been supplied by CIW registered services.

### Childminders (n185)

Table: Childminders – Childcare Offer, Tax Free Childcare/vouchers

|                                                       | Number     | %           |
|-------------------------------------------------------|------------|-------------|
| <b>Number Providing Childcare Offer</b>               | 120        | 64.9        |
| <b>Number Funded via Childcare Offer</b>              | 65         | 35.1        |
| <b>Number Offering Tax Free Childcare or Vouchers</b> | <b>149</b> | <b>80.5</b> |

Chart: Childminders – Childcare Offer, Tax Free Childcare/vouchers



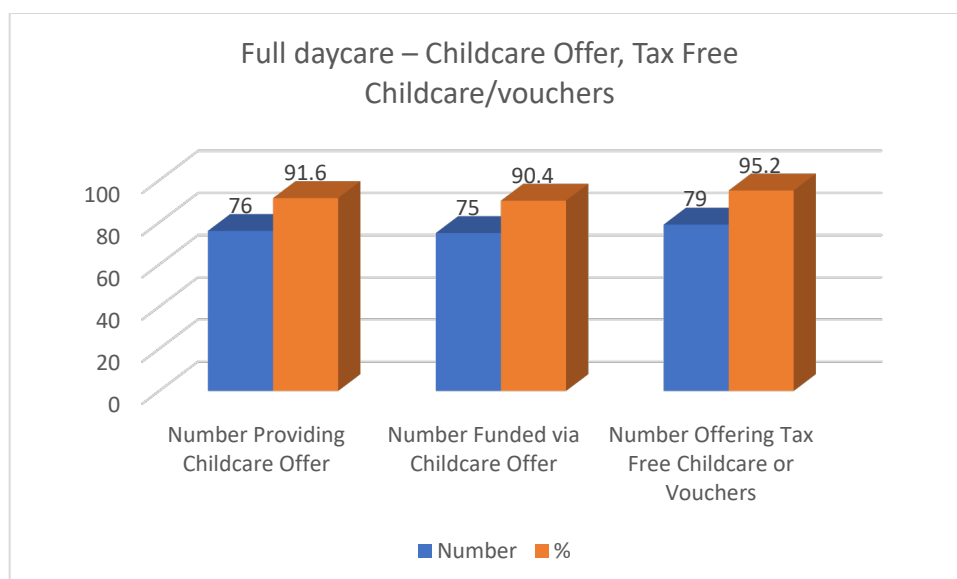
- Whilst nearly 65% (120 of 185) of childminders are signed up to provide the Childcare Offer, only 65 (35.1%) reported currently receiving funding
- 149 (80.5%) of childminders are signed up to provide Tax Free Childcare and/or accept Childcare Vouchers

### Full daycare (n83)

Table: Full daycare – Childcare Offer, Tax Free Childcare/vouchers

|                                                       | Number | %    |
|-------------------------------------------------------|--------|------|
| <b>Number Providing Childcare Offer</b>               | 76     | 91.6 |
| <b>Number Funded via Childcare Offer</b>              | 75     | 90.4 |
| <b>Number Offering Tax Free Childcare or Vouchers</b> | 79     | 95.2 |

Chart: Full daycare – Childcare Offer, Tax Free Childcare/vouchers



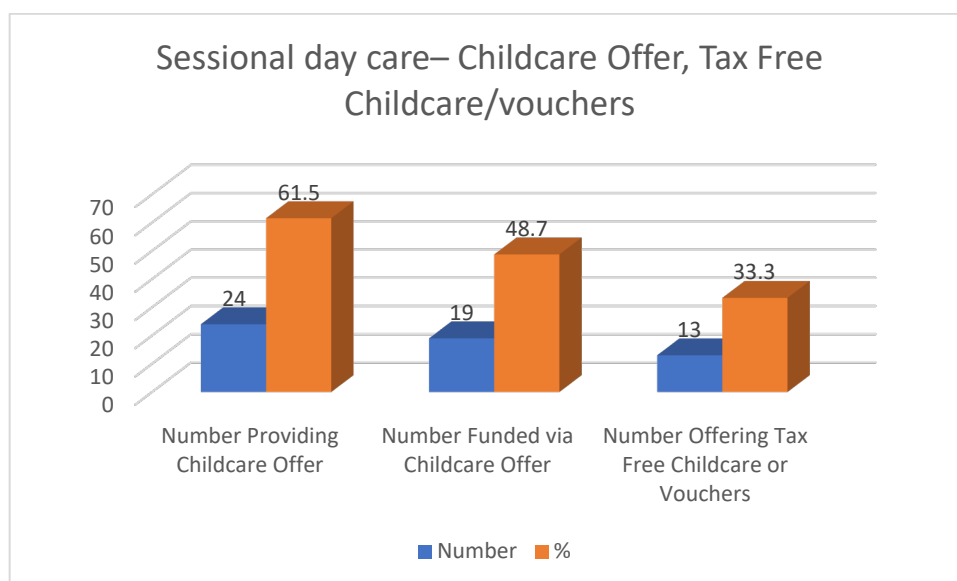
- Over 90% of full daycare settings both provide, and receive funding from, the Childcare Offer (76 and 75 of 83 respectively)
- Over 95% of full daycare settings (79 of 83) are signed up to provide Tax Free Childcare and/or accept Childcare Vouchers

### Sessional day care (n39)

Table: Sessional day care – Childcare Offer, Tax Free Childcare/vouchers

|                                                       | Number | %    |
|-------------------------------------------------------|--------|------|
| <b>Number Providing Childcare Offer</b>               | 24     | 61.5 |
| <b>Number Funded via Childcare Offer</b>              | 19     | 48.7 |
| <b>Number Offering Tax Free Childcare or Vouchers</b> | 13     | 33.3 |

Chart: Sessional day care– Childcare Offer, Tax Free Childcare/vouchers



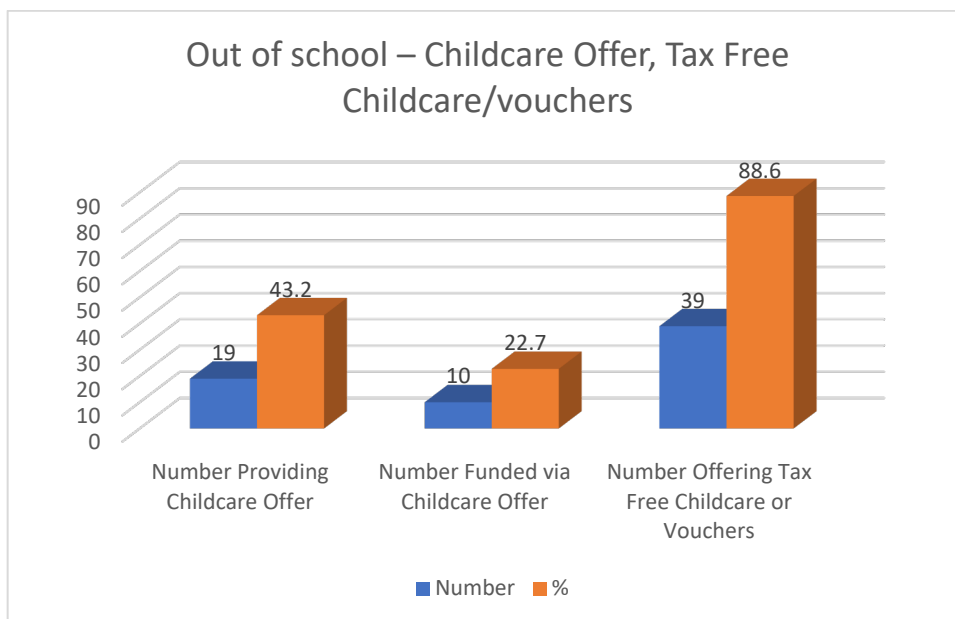
- 24 of 39 (61.5%) of sessional day care providers are signed up to provide the Childcare Offer
- 19 (48.7%) reported currently receiving funding
- Only 13 (33.3%) of sessional day care providers are signed up to provide Tax Free Childcare and/or accept Childcare Vouchers This is the lowest proportion of any provider type

#### Out of school (n44)

Table: Out of school – Childcare Offer, Tax Free Childcare/vouchers

|                                                       | Number | %    |
|-------------------------------------------------------|--------|------|
| <b>Number Providing Childcare Offer</b>               | 19     | 43.2 |
| <b>Number Funded via Childcare Offer</b>              | 10     | 22.7 |
| <b>Number Offering Tax Free Childcare or Vouchers</b> | 39     | 88.6 |

Chart: Out of school – Childcare Offer, Tax Free Childcare/vouchers



- 19 of 44 (43.2%) of out of school providers are signed up for the Childcare Offer
- Only 10 of these (22.7%) reported receiving funding
- 39 out of school settings are signed up to provide Tax Free Childcare and/or accept Childcare Vouchers

#### Open access play (n1)

- The setting that responded does not provide the Childcare Offer, and is not signed up to provide Tax Free Childcare and/or accept Childcare Vouchers

#### Creche (n1)

- The setting that responded provides, and is funded by, the Childcare Offer, but is not signed up to provide Tax Free Childcare and/or accept Childcare Vouchers

**Action: Target sessional day care providers to encourage more to sign up to provide Tax Free Childcare and/or accept Childcare Vouchers**

**Action: Consider with partners (Welsh Government, CIW) how data regarding childcare providers' use of Working Tax Credits/Universal Credit support for childcare costs could be collected and monitored**

### 13. Sustainability

Childcare providers were asked via the SASS “Based on the current situation, are you fairly confident that it would be financially sustainable to continue to run your childcare provision for?”

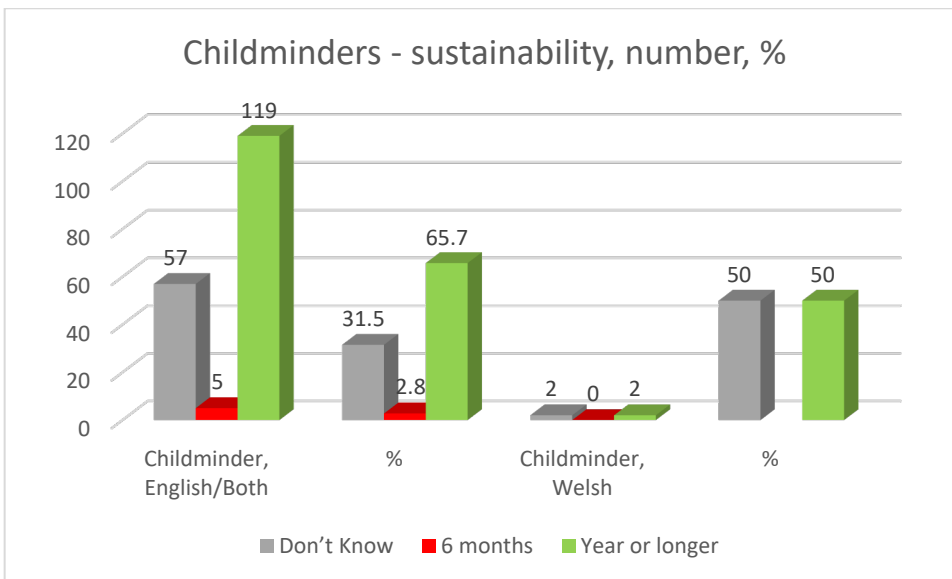
The data has been split into ‘English/Both’ and ‘Welsh’ providers to examine if any significant differences occur.

#### Childminders (n185)

Table: childminder sustainability

|                                  | Don't Know | 6 months | Year or longer | Total |
|----------------------------------|------------|----------|----------------|-------|
| <b>Childminder, English/Both</b> | 57         | 5        | 119            | 181   |
| <b>%</b>                         | 31.5       | 2.8      | 65.7           |       |
| <b>Childminder, Welsh</b>        | 2          | 0        | 2              | 4     |
| <b>%</b>                         | 50         | -        | 50             |       |

Chart: childminder sustainability



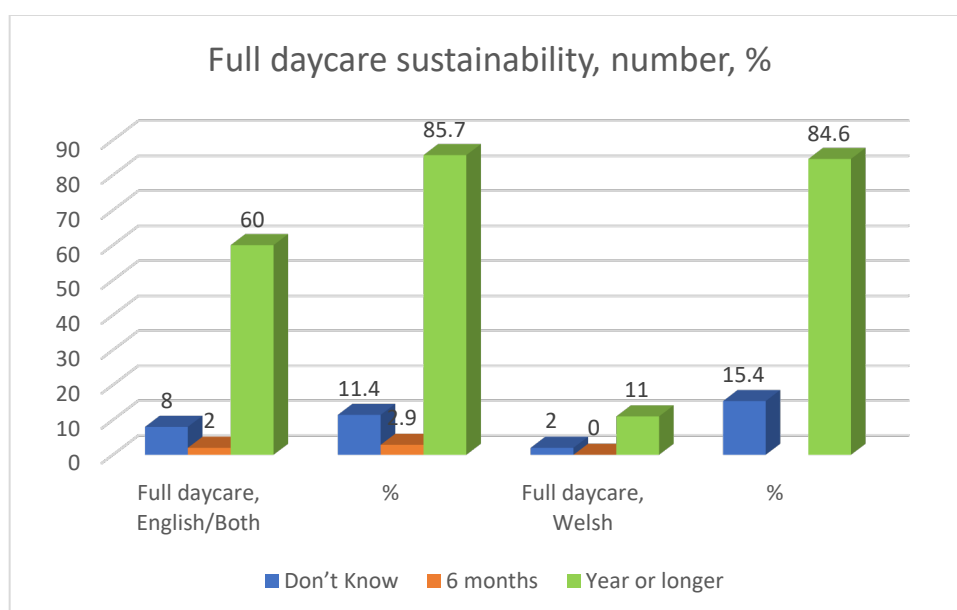
- A higher % of ‘English/Both’ childminders were confident that they would be sustainable for a year or longer than Welsh medium childminders (65.7% compared to 50%), although care needs to taken as there were only 4 Welsh medium providers that responded.

### Full daycare (n83)

Table: full daycare sustainability

|                                   | Don't Know | 6 months | Year or longer | Total |
|-----------------------------------|------------|----------|----------------|-------|
| <b>Full daycare, English/Both</b> | 8          | 2        | 60             | 70    |
| <b>%</b>                          | 11.4       | 2.9      | 85.7           |       |
| <b>Full daycare, Welsh</b>        | 2          | 0        | 11             | 13    |
| <b>%</b>                          | 15.4       | -        | 84.6           |       |

Chart: full daycare sustainability



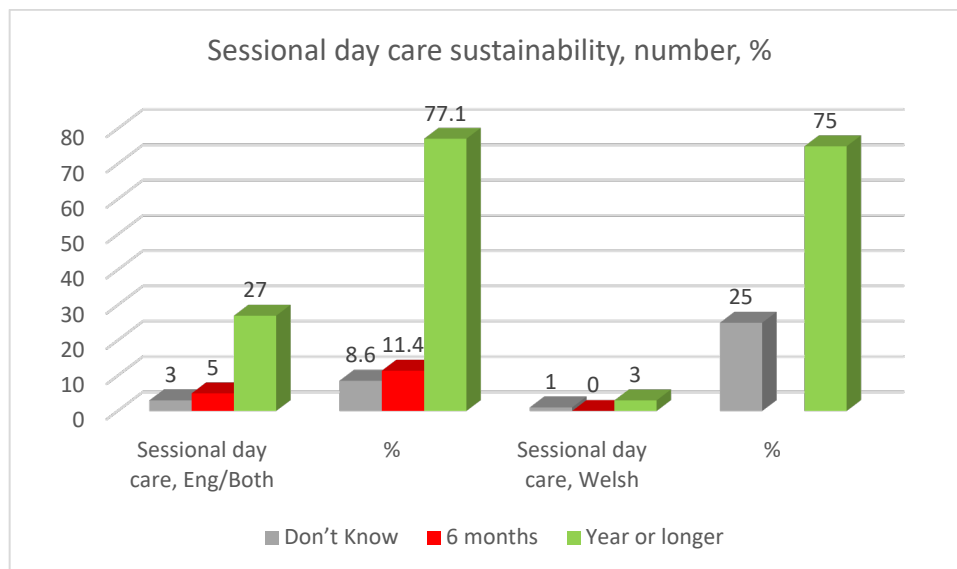
- Predicted financial sustainability for 'English/Both' and Welsh medium were very similar (85.7% and 84.6%)
- 2 English/Both providers (2.9%) were only confident in their sustainability for the next 6 months

### Sessional day care (n39)

Table: Sessional day care sustainability

|                                         | Don't Know | 6 months | Year or longer | Total |
|-----------------------------------------|------------|----------|----------------|-------|
| <b>Sessional day care, English/Both</b> | 3          | 5        | 27             | 35    |
| <b>%</b>                                | 8.6        | 11.4     | 77.1           |       |
| <b>Sessional day care, Welsh</b>        | 1          | 0        | 3              | 4     |
| <b>%</b>                                | 25         |          | 75             |       |

Chart: Sessional day care sustainability



- Predicted financial sustainability for 'English/Both' and Welsh medium were very similar (77.1% and 75%), although care needs to taken as there were only 4 Welsh medium providers
- 5 English/Both settings were only confident in their sustainability for the next 6 months

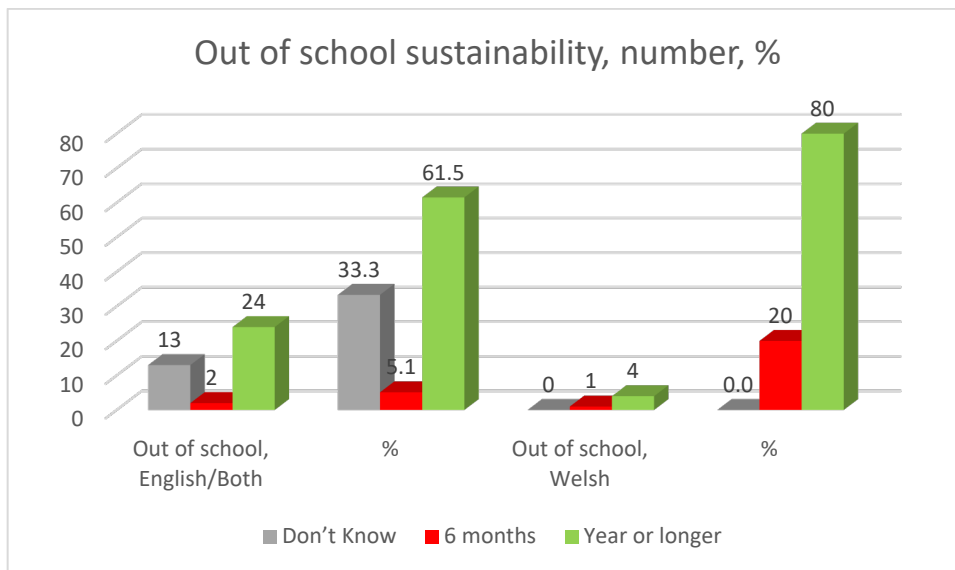
#### Out of school (n44)

Table: Out of school sustainability

|                                    | Don't Know | 6 months | Year or longer | Total |
|------------------------------------|------------|----------|----------------|-------|
| <b>Out of school, English/Both</b> | 13         | 2        | 24             | 39    |
| <b>%</b>                           | 33.3       | 5.1      | 61.5           |       |
| <b>Out of school, Welsh</b>        | 0          | 1        | 4              | 5     |
| <b>%</b>                           | 0          | 20       | 80             |       |



Chart: Out of school sustainability



- A slightly higher percentage of Welsh medium out of school settings reported confidence in viability for a year or longer (80% compared to 61.5%), although care needs to be taken as there were only 5 Welsh medium providers
- One Welsh medium setting was only confident of viability for the next 6 months

### Open access play; creche

Both settings (one of each type) reported they did not know how long they would be sustainable for.

### The Childcare Business Support Team

The Childcare Business Support Team provide new and existing childcare providers with advice, guidance and support to improve the viability and quality of childcare provided. Services can include assistance with policies and procedures, Care Inspectorate for Wales registration applications, marketing, staff recruitment, income generation, sustainability and grant-funding applications.

The team administer the Welsh Government funded grants to support childcare sector sustainability provided via the Childcare and Play Grant and work closely with the Childcare Offer Team, Cardiff Family Advice and Support, Cardiff Flying Start and the Workforce Development and Accredited Centre to ensure childcare providers in Cardiff have access to training, marketing opportunities and can access funding support to improve the quality and sustainability of their provision.

**Action: Following the most recent (Q3, Q4 20231-22) additional grant funding provided via the Childcare and Play/Children and Communities Grant, contact providers to generate updated sustainability data for inclusion in the final CSA to be submitted to Welsh Government in June 2022**

## 14. Cross-Border/Geographical

Throughout this CSA the distribution of childcare provision across Cardiff has been broken down by Neighbourhood Planning Areas. As noted in the action plan, in Cardiff East, the NPA with the greatest number of children aged 0-14 per registered childcare place, a further investigation of the local factors influencing demand and supply will be undertaken. However, it should be noted that no service in this NPA appears to have any children awaiting an immediate place.

With regards to Cardiff families accessing childcare or early education outside of the county, 3 respondents to the parental survey (2.17% of respondents) identified they were accessing their early education outside of Cardiff.

The Childcare Offer in Cardiff currently reports that 68 of the 413 settings signed up to provide the Offer are in another local authority area. this represents 16% of settings. However, only one parent (0.74% of respondents to that question) reported accessing their Childcare Offer place outside of Cardiff. It should be noted that it is not possible to ascertain from the data if children attending childcare, or on waiting lists, are from families resident outside of Cardiff.

## 15. Workforce Development and Training

### Staffing levels, turnover, vacancies

Table: Staffing levels, turnover, vacancies, by provider type

|                                                                                                               | Full day care | Sessional day care | Out of school | Childminders | Open access play | Creche | Totals      |
|---------------------------------------------------------------------------------------------------------------|---------------|--------------------|---------------|--------------|------------------|--------|-------------|
| No of individual staff currently work in the service                                                          | 1175          | 224                | 306           | 131          | 3                | 5      | <b>1844</b> |
| No of staff working less than 16 hrs per week                                                                 | 47            | 41                 | 139           | 14           | 0                | 0      | <b>241</b>  |
| No of staff that have left the service in last 12 months                                                      | 216           | 28                 | 32            | 1            | 0                | 2      | <b>279</b>  |
| No of childcare or play posts currently vacant                                                                | 78            | 22                 | 10            | 40           | 0                | 0      | <b>150</b>  |
| No of childcare or play hours per week these vacancies equate to                                              | 2221          | 469                | 191           | 655          | 0                | 0      | <b>3536</b> |
| No of staff currently employed on zero hour contracts                                                         | 66            | 18                 | 110           | 6            | 0                | 0      | <b>200</b>  |
| Do you have difficulty in offering your staff 16 hour or more contracts?                                      | 0             | 0                  | 0             | 0            | 0                | 0      | <b>0</b>    |
| Do you undertake Workforce Planning?                                                                          | 0             | 0                  | 0             | 0            | 0                | 0      | <b>0</b>    |
| If you undertake Workforce Planning, how many additional staff do you envisage needing in the next 24 months? | 174           | 18                 | 46            | 1            | 0                | 0      | <b>239</b>  |

- 1,844 people working in childcare were reported via the SASS. Although 185 childminders responded, only 131 are captured above
- A total of 279 staff were reported to have left a service. It is not possible to ascertain if they left the sector or left to take up a different job within childcare.
- There are currently 150 posts vacant, equalling 3,536 weekly childcare hours
- Services that undertake workforce planning have identified they will require 239 members of staff over the next 24 months. It is not clear if these are in addition to the current vacancies of 150 posts.

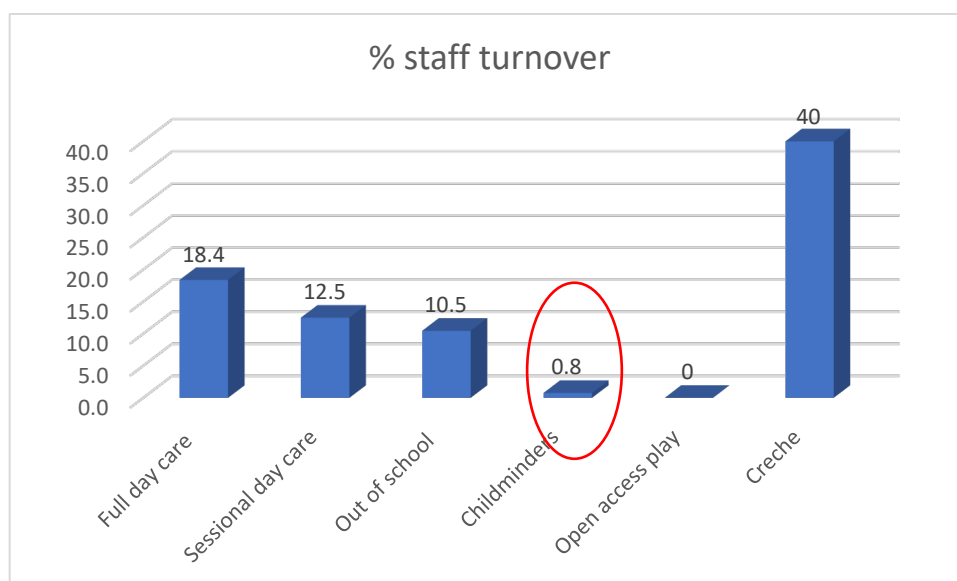
## Staff turnover by provider type

Table: Staff turnover by provider type, %

|                    | No of individual staff currently work in the service | No of staff that have left the service in last 12 months | % staff turnover |
|--------------------|------------------------------------------------------|----------------------------------------------------------|------------------|
| Full day care      | 1175                                                 | 216                                                      | 18.4             |
| Sessional day care | 224                                                  | 28                                                       | 12.5             |
| Out of school      | 306                                                  | 32                                                       | 10.5             |
| Childminders       | 131                                                  | 1                                                        | 0.8              |
| Open access play   | 3                                                    | 0                                                        | 0                |
| Creche             | 5                                                    | 2                                                        | 40               |
| Totals             | 1844                                                 | 279                                                      | 15.1             |

NB: the data relating to childminders is incorrect, as childminders who have ceased trading would not be required to complete a SASS and would therefore not be counted. Other data suggests that between 31.03.2021 and 07.06.2021, 21 childminders ceased operation. The high rate (40%) noted by the creche relates to 2 of the 5 staff leaving in the last 12 months.

Chart: Staff turnover by provider type, %



- Staff turnover rates are highest for full daycare (18.4%), which also employs the most people (1175)

- Of the 270 individuals who have left a service, we are unaware how many are ‘re-cycled’ to other vacancies within the sector, and how many may have left childcare altogether.
- It would appear that with 150 current vacancies, and 50% of the workforce planning demand of  $239/2 = 119.5$ , around 270 vacancies have been identified over the next 12 months. Again, it is not clear how many of these would need to be people who are new to sector.

### Reasons for leaving

For the period June 2020 to June 2021, Cardiff’s Workforce Development Team held information regarding 175 leavers from registered childcare settings, not including childminders. The table below shows the reasons given for leaving. \*As the two settings where leavers reported ‘Settings closed’ relate to settings that have re-registered care must taken interpreting this data.

*Table: Reasons for leaving, Cardiff WFD (Workforce Development)*

| Reason                               | Number     |
|--------------------------------------|------------|
| To work at another childcare setting | 50         |
| To return to education               | 3          |
| Family commitments                   | 20         |
| Retirement                           | 9          |
| Moved out of the area                | 10         |
| Temporary contract ended             | 4          |
| Setting closed*                      | 4          |
| Left Childcare Profession            | 39         |
| Unknown                              | 24         |
| Prefer not to say                    | 12         |
| <b>Total</b>                         | <b>175</b> |

Feedback from childcare providers gathered by the Childcare Business Support Team, and the Cwlwm responses in chapter 21 indicate that the sector is facing major recruitment and retention challenges. This is particularly the case for qualified staff, and even more pronounced for Welsh language qualified staff. Contact with other local authority areas would suggest this is a national rather than local issue. This could be a risk to the provision of funded childcare for 2 year olds and the expansion of Welsh medium pre-school childcare to support Cymraeg 2050 and the Cardiff WESP.

**Action: Continue to promote childcare as a career of choice through The Cardiff Commitment and Cardiff’s Into Work Service to encourage access to apprenticeships and qualifying training opportunities to young people, unemployed people and individuals from under –represented groups**

**Staff: Welsh language**

**NB: The total number of staff reported under this question is lower than the number of staff reported working in settings. Total staff reported working in settings = 1844. Staff reported by language ability = 1807**

*Table: Welsh language ability of staff, by provider type – English / Both settings*

|                           | How many staff are fluent in Welsh? | %    | How many staff can speak a fair amount of Welsh? | %    | How many staff can speak little or no Welsh? | %    |
|---------------------------|-------------------------------------|------|--------------------------------------------------|------|----------------------------------------------|------|
| <b>English/Both</b>       |                                     |      |                                                  |      |                                              |      |
| <b>Full day care</b>      | 84                                  | 8.0  | 143                                              | 13.6 | 828                                          | 78.5 |
| <b>Sessional day care</b> | 7                                   | 3.5  | 51                                               | 25.2 | 144                                          | 71.3 |
| <b>Out of school</b>      | 30                                  | 11.9 | 24                                               | 9.5  | 199                                          | 78.7 |
| <b>Childminders</b>       | 3                                   | 2.6  | 19                                               | 16.2 | 95                                           | 81.2 |
| <b>Open access play</b>   | 0                                   | 0    | 0                                                | 0    | 3                                            | 100  |
| <b>Creche</b>             | 0                                   | 0    | 0                                                | 0    | 5                                            | 100  |

*Table: Welsh language ability of staff, by provider type - Welsh settings*

| <b>Welsh</b>              | How many staff are fluent in Welsh? | %    | How many staff can speak a fair amount of Welsh? | %    | How many staff can speak little or no Welsh? | %   |
|---------------------------|-------------------------------------|------|--------------------------------------------------|------|----------------------------------------------|-----|
| <b>Full day care</b>      | 87                                  | 84.5 | 7                                                | 6.8  | 9                                            | 8.7 |
| <b>Sessional day care</b> | 16                                  | 72.7 | 6                                                | 27.3 | 0                                            | 0   |
| <b>Out of school</b>      | 41                                  | 95.3 | 2                                                | 4.7  | 0                                            | 0   |
| <b>Childminders</b>       | 4                                   | 100  | 0                                                | 0    | 0                                            | 0   |

Chart: Welsh language ability of staff, by provider type – English / Both settings; %

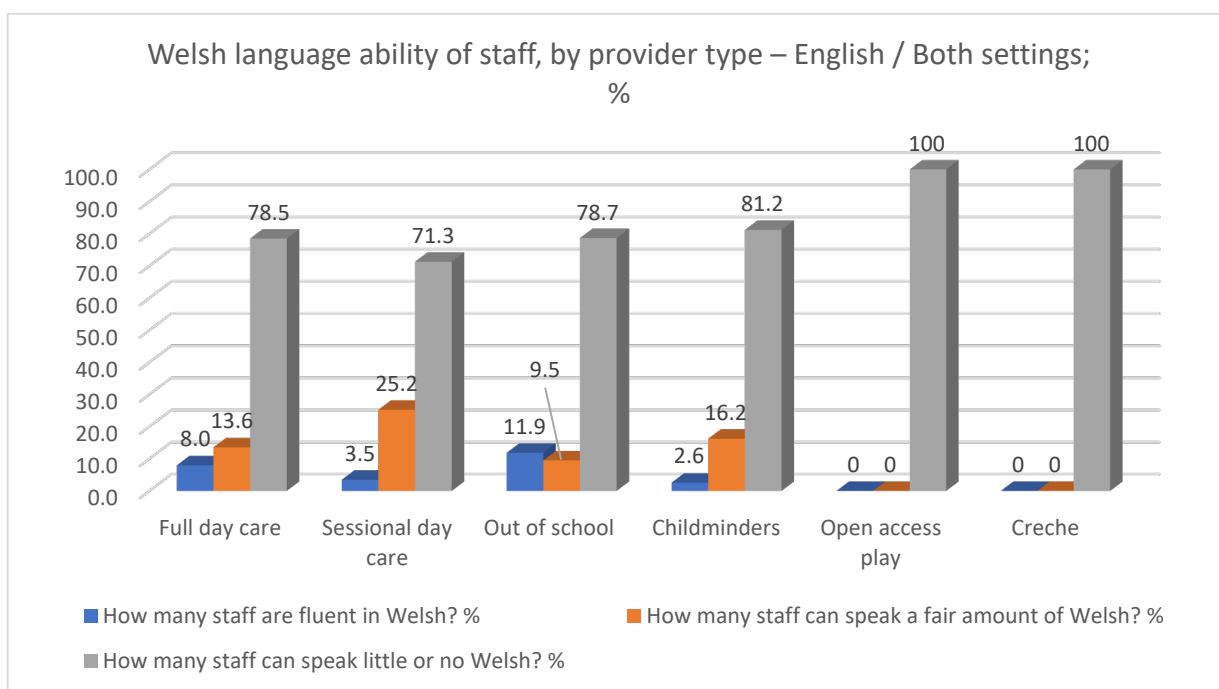
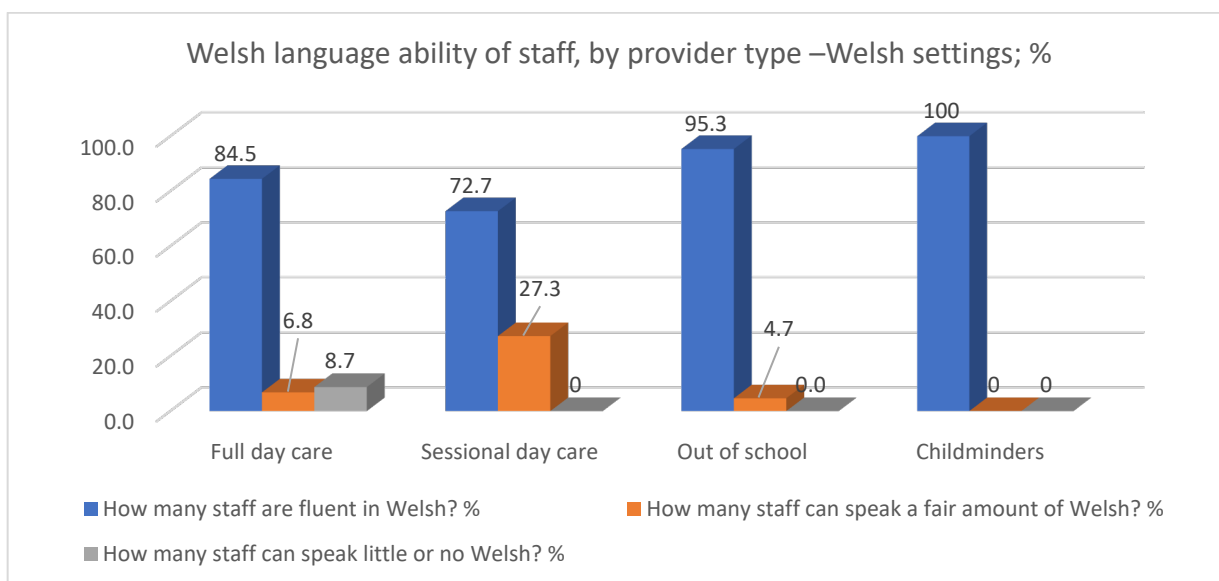


Chart: Welsh language ability of staff, by provider type –Welsh settings; %



- In English / Both settings, between 71.3% (sessional day care) and 81.2% (childminders) of staff report being able to speak ‘little or no Welsh’. The data for creche and open access play settings each relate to only one setting.

- In Welsh medium settings, between 72.7% (sessional day care) and 95.3% (out of school) of staff report being fluent in Welsh.

**Action: Signpost the expanded training programme for early years practitioners (increased apprenticeships, the Academi programme and the Croesi'r Bont programme which immerses new practitioners in Welsh) as highlighted in the Cymraeg 2050 2021-2026 Action Plan, in order to increase the number of Welsh speakers within the childcare workforce, especially in English / Both settings.**

**Action: In order to encourage more childcare worker to use the Welsh language, Cardiff Workforce Development and Accredited Centre will continue to promote the Welsh Government funded Camau entry level course, tailored for the Early Years and Childcare Workforce**



## 16: Consultation responses

### Responses from Cwlwm partners

Actions recommended by Cwlwm partners included in the CSA action plan are in bold

| Do you have any thoughts on the Childcare Market in each individual Local Authority? |                                                                                                                                                                                                                                                                                                                                                                                                                                                                                                                                                                                                                                                                                                                                                                                                                                                                                                                                                                                                                                                                                                                                                                                                                                                                                                                                                                                                                                                                                                                                                                                                                                                                                                                                                                                                                                                                                                                                                                                                                                                                                                                                                                                                                                                                                                                                                                                                                                                                           |
|--------------------------------------------------------------------------------------|---------------------------------------------------------------------------------------------------------------------------------------------------------------------------------------------------------------------------------------------------------------------------------------------------------------------------------------------------------------------------------------------------------------------------------------------------------------------------------------------------------------------------------------------------------------------------------------------------------------------------------------------------------------------------------------------------------------------------------------------------------------------------------------------------------------------------------------------------------------------------------------------------------------------------------------------------------------------------------------------------------------------------------------------------------------------------------------------------------------------------------------------------------------------------------------------------------------------------------------------------------------------------------------------------------------------------------------------------------------------------------------------------------------------------------------------------------------------------------------------------------------------------------------------------------------------------------------------------------------------------------------------------------------------------------------------------------------------------------------------------------------------------------------------------------------------------------------------------------------------------------------------------------------------------------------------------------------------------------------------------------------------------------------------------------------------------------------------------------------------------------------------------------------------------------------------------------------------------------------------------------------------------------------------------------------------------------------------------------------------------------------------------------------------------------------------------------------------------|
| <p><b>Clybiau Plant Cymru Kid's Clubs</b></p>                                        | <p>As the National childcare organisation supporting Out of School Childcare (OSC), our CWLWM partners support early years provision and childminders) are better placed to comment on the sufficiency, quality and affordability of OSC in Cardiff. In terms of our knowledge of the OSC in Cardiff:</p> <ul style="list-style-type: none"> <li>• There are a high number of OSC based within day nurseries in Cardiff, but many of these appear to have reduced their capacity for early years children over the last two years as demand for early years places has increased. This may lead to insufficiency of places for early years children with school age children in some areas</li> <li>• <b>Whilst there are some registered Welsh medium settings within Cardiff, there is still room for growth to support the Cymraeg 2050 goal. Having registered childcare based on school site can be a factor in providing places for children in medium education).</b></li> <li>• There are currently 8 unregistered OSC providers in Cardiff and it would be good to see these become registered to have assurance of quality through regulation, and also to support affordability.</li> <li>• There are a few multi providers of OSC in Cardiff. There is a need to be mindful of the significant gap that can occur when multi-providers go out of business following the impact of Covid-19</li> <li>• Sustainability is an ongoing concern for the OSC sector, particularly in light of increased WFH following the impact of Covid-19 in terms of childcare sufficiency should providers no longer be able to offer their services. <b>A number of providers are struggling with their ongoing sustainability (see stats within our State of the Sector report, forwarded separately.)</b></li> <li>• <b>There is a need to explore whether there is a demand for childcare within schools that are currently providing early years provision. Parents/carers may currently be using unregulated/informal childcare options if there is not enough regulated provision.</b></li> <li>• <b>Recruitment of qualified staff is of concern and there are a number of providers in Cardiff struggling to meet the ratios required within the National Minimum Standards. This is a concern in terms of ability to remain open and some providers being limited in their options when interviewing, which could impact on the quality of provision.</b></li> </ul> |

| Do you have any thoughts on the Childcare Market in each individual Local Authority? Please refer to the sufficiency of childcare available in your answers. |                                                                                                                                                                                                                                                                                                                                                                                                                                                                                                                                                                                         |
|--------------------------------------------------------------------------------------------------------------------------------------------------------------|-----------------------------------------------------------------------------------------------------------------------------------------------------------------------------------------------------------------------------------------------------------------------------------------------------------------------------------------------------------------------------------------------------------------------------------------------------------------------------------------------------------------------------------------------------------------------------------------|
| <p><b>Early Years Wales</b></p>                                                                                                                              | <p>We have a wide range of members in this county which include Day Nurseries, playgroups, childminders and we are working hard with our members to help them to recover from the impact of Covid on their businesses. We support our members with issues from sustainability, recruitment, risk assessments and quality.</p> <p><b>The sector is currently struggling to recruit and retain qualified staff and this has an impact on quality and capacity. This has resulted in not being able to run at capacity and waiting lists.</b> (This has been noted in the CSA)</p>         |
| <p><b>Mudiad Meithrin</b></p>                                                                                                                                | <p>Generally we cannot generally discuss issues of sufficiency, quality, affordability etc.</p> <p>Our vision as a Mudiad is that every child in Wales should have the opportunity to play, learn and grow through the Welsh language wherever there are small children in Wales, Mudiad Meithrin (and therefore the Welsh language) should be supported in the areas of Cardiff where Welsh-medium provisions need to be developed. We can all work under Mudiad Meithrin (SAS) scheme which is the Cylch Meithrin development project in response to the 2050 #Cymraeg programme.</p> |

|                                           |                                                                                                                                                                                                                                                                                                                                                                                                                                                                                                                                                                                                                                                                                                                                                                                 |
|-------------------------------------------|---------------------------------------------------------------------------------------------------------------------------------------------------------------------------------------------------------------------------------------------------------------------------------------------------------------------------------------------------------------------------------------------------------------------------------------------------------------------------------------------------------------------------------------------------------------------------------------------------------------------------------------------------------------------------------------------------------------------------------------------------------------------------------|
|                                           | <p>Bilingual provisions should not be combined with immersion provisions in Welsh. Parents need to understand the outcomes for their children and there is a danger here of misleading parents. Global research shows that children learn the language when the language in the home is different to the language of provision/class.</p> <p><b>We need more confident Welsh-speaking childminders in the county.</b></p>                                                                                                                                                                                                                                                                                                                                                       |
| <b>National Day Nurseries Association</b> | <p>Covid 19 and the protective measures taken by nurseries has resulted in a considerable lack of income for many settings about the future. Many settings are facing sustainability issues which will have an impact on the future availability of childcare.</p> <p><b>Recruitment, especially of qualified staff, is a major problem for the sector. Increased staffing costs will impact on the availability of childcare for parents.</b></p> <p>There is concern that new settings opening on school sites could risk displacing existing childcare places and existing nurseries becoming unsustainable or a larger financial burden on families of younger/unfunded children.</p>                                                                                       |
| <b>PACEY Cymru</b>                        | <p>PACEY Cymru do not have the detailed local knowledge of the whole childcare market in Cardiff to comment on the current situation.</p> <p>PACEY Cymru are concerned to note a general decline in the number of childminders across Wales, and in Cardiff over the last five years. In Cardiff we understand there to have been 15 de-registrations in the six months between April 2020 and October 2020. We are also concerned about the low number of new registrations across Wales, in Cardiff there have been 1 new registration in the same period.</p> <p><b>From April 2021, PACEY Cymru have been focusing on promotion of childminding as a career choice and on the sustainability, childminder numbers and availability of childcare choice for parents.</b></p> |

| <b>Improvements for low income families</b> |                                                                                                                                                                                                                                                                                                                                                                                                                                                                                                                                                                                                                                                                                                                                                                                                                                                                                                                                                                                                          |
|---------------------------------------------|----------------------------------------------------------------------------------------------------------------------------------------------------------------------------------------------------------------------------------------------------------------------------------------------------------------------------------------------------------------------------------------------------------------------------------------------------------------------------------------------------------------------------------------------------------------------------------------------------------------------------------------------------------------------------------------------------------------------------------------------------------------------------------------------------------------------------------------------------------------------------------------------------------------------------------------------------------------------------------------------------------|
| <b>Clybiau Plant Cymru Kid's Clubs</b>      | <p>Lower paid workers often work atypical shift patterns, and so the lack of availability of registered childcare provision is a barrier to this. Work needs to be done to develop, sustain and promote childcare provision that offers atypical hours.</p> <p><b>Supporting the development of registered childcare, and encouraging the registration of existing childminders, and ensuring families are able to benefit from financial support schemes (e.g. Tax Free Childcare) and promotion needed about these support schemes too to ensure that families are aware of their availability.</b></p> <p>Exploration of expansion of existing financial support schemes in terms of eligibility and age ranges to be made on as many families as possible (see additional notes below on this point). Some current schemes have restrictive criteria (e.g. Flying Start which uses postcode as a proxy for eligibility) which therefore exclude some families from access to such opportunities.</p> |
| <b>Early Years Wales</b>                    | <p>We support childcare providers to support families to access their services and there have been no issues reported to us. We would welcome using extensions to Flying Start provisions where there is capacity and pockets of need in Flying Start areas.</p>                                                                                                                                                                                                                                                                                                                                                                                                                                                                                                                                                                                                                                                                                                                                         |
| <b>Mudiad Meithrin</b>                      | <p>Promote the benefits of wrap-around care and Welsh-medium education - e.g. educational, economic and social. Many families have suffered for generations in a cycle of disadvantage.</p> <p>Ensure accessibility to Welsh-medium education care through the Flying Start scheme.</p>                                                                                                                                                                                                                                                                                                                                                                                                                                                                                                                                                                                                                                                                                                                  |
| <b>National Day Nurseries Association</b>   | <p><b>Ensuring families are kept fully informed about the types of childcare and the choices available to them and the financial support available</b></p>                                                                                                                                                                                                                                                                                                                                                                                                                                                                                                                                                                                                                                                                                                                                                                                                                                               |
| <b>PACEY Cymru</b>                          | <p>PACEY Cymru is not aware of any childminders funded to provide either Flying Start or Foundation Phase. PACEY Cymru believes that opportunities to access funding for Flying Start and Early Education for childminding settings should be available to the Local Authority if settings meet defined criteria. We believe that this would ensure parity of opportunities across all types of childminding settings and consideration of parental choice. This is also likely to support better outcomes and continuity of care that meets children's needs linked to well-being. PACEY Cymru understands the need for funding to provide funded services but believes that the outcomes for children should be central to any decisions.</p>                                                                                                                                                                                                                                                          |

| <b>Improvements for families with children with disabilities</b> |                                                                                                                                                                                                                                                                                                                                                                                                                                                                                                                                                                                                                                                                                                                                                                                                                                                                                                                                                                                                                                                                                                              |
|------------------------------------------------------------------|--------------------------------------------------------------------------------------------------------------------------------------------------------------------------------------------------------------------------------------------------------------------------------------------------------------------------------------------------------------------------------------------------------------------------------------------------------------------------------------------------------------------------------------------------------------------------------------------------------------------------------------------------------------------------------------------------------------------------------------------------------------------------------------------------------------------------------------------------------------------------------------------------------------------------------------------------------------------------------------------------------------------------------------------------------------------------------------------------------------|
| <b>Clybiau Plant Cymru Kid's Clubs</b>                           | Ensure that there is funding available and support to develop and sustain provision for children with disabilities. We have no input into local schemes in this county, however we would like to see more information available via Local Authorities                                                                                                                                                                                                                                                                                                                                                                                                                                                                                                                                                                                                                                                                                                                                                                                                                                                        |
| <b>Early Years Wales</b>                                         | We support childcare providers and practitioners to provide services to all children who access their services. We have no input into local schemes in this county, however we would like to see more information available via Local Authorities                                                                                                                                                                                                                                                                                                                                                                                                                                                                                                                                                                                                                                                                                                                                                                                                                                                            |
| <b>Mudiad Meithrin</b>                                           | Ensure accessibility to Welsh-medium care and education regardless of each child's disability.                                                                                                                                                                                                                                                                                                                                                                                                                                                                                                                                                                                                                                                                                                                                                                                                                                                                                                                                                                                                               |
| <b>National Day Nurseries Association</b>                        | Ensuring families are kept fully informed about their choices. A full understanding and training in the sector is needed on providers.                                                                                                                                                                                                                                                                                                                                                                                                                                                                                                                                                                                                                                                                                                                                                                                                                                                                                                                                                                       |
| <b>PACEY Cymru</b>                                               | <p>PACEY Cymru welcome the new ALN system in Wales, which includes provision for children below school age. We will access early information, advice and guidance through the Local Authority Early Years ALN team. <b>We would like to see more information available via Local Authorities</b></p> <p><b>out more about how this transition period is progressing locally for childminders.</b></p> <p>In addition, PACEY Cymru believe that Approved Nannies may be an option to support working families with children with disabilities, as they would be caring for children in their own home, and parents can still access childcare vouchers. This would help to ensure parity of opportunities across the sector and consideration should be given to support better outcomes for children through providing continuity of care that meets children's needs. PACEY Cymru believes that the outcomes for children should be central to any decisions made and would welcome working with the Local Authority to discuss potential models of working with nannies to meet the needs of children.</p> |

| <b>Improvements for working families</b> |                                                                                                                                                                                                                                                                                                                                                                                                                                                                                                                                                                                                                                                                                                                                                                                                                                                                                                                                        |
|------------------------------------------|----------------------------------------------------------------------------------------------------------------------------------------------------------------------------------------------------------------------------------------------------------------------------------------------------------------------------------------------------------------------------------------------------------------------------------------------------------------------------------------------------------------------------------------------------------------------------------------------------------------------------------------------------------------------------------------------------------------------------------------------------------------------------------------------------------------------------------------------------------------------------------------------------------------------------------------|
| <b>Clybiau Plant Cymru Kid's Clubs</b>   | <p>Need to ensure that there are sufficient, quality, registered childcare opportunities available for all ages around the school day for older children) and in the language of choice (<b>Welsh/English/bilingual – experience needed</b>) to meet the needs of working parents and children.</p> <p><b>*Clarification needed</b></p> <p>Extension of the age range that children can access funded childcare places (e.g. Childcare Offer for Working Families) to address the in-work poverty that some working families experience, and childcare needs are not restricted to school hours (<b>which in itself needs better promotion to ensure those families who are eligible are using it</b>) has been identified as a need for working families, but the remaining balance can still create financial pressure for working families and prevent them from working longer hours, or opportunities for career progression.</p> |

|  |                                                                                                                                                                                                                                                                                                                                                                                                                                                                                                                                                                                                                                                                                                                                                                                                                                                                                                                                                                                                                                                                                                                                                                                                                                                                                                                                                                                                                                                                                                                                                                                                                                              |
|--|----------------------------------------------------------------------------------------------------------------------------------------------------------------------------------------------------------------------------------------------------------------------------------------------------------------------------------------------------------------------------------------------------------------------------------------------------------------------------------------------------------------------------------------------------------------------------------------------------------------------------------------------------------------------------------------------------------------------------------------------------------------------------------------------------------------------------------------------------------------------------------------------------------------------------------------------------------------------------------------------------------------------------------------------------------------------------------------------------------------------------------------------------------------------------------------------------------------------------------------------------------------------------------------------------------------------------------------------------------------------------------------------------------------------------------------------------------------------------------------------------------------------------------------------------------------------------------------------------------------------------------------------|
|  | <p>In the aftermath of Covid-19, it is also essential that the childcare provision that remains open is supported by local families, and that there is sufficient funding and support to prevent unnecessary raising of fees (where applicable) – this includes retaining a community focused ethos when schools/community buildings/local authority or other providers.</p> <p>To continue enabling families to be economically active, there is a need to ensure that there is sufficient childcare provision in every community that needs access. Every community is different, and a choice of childcare provision that meets the needs of the community supports community cohesion (service type, language type, management type).</p> <p>The number of community-led, voluntary run Settings has diminished year on year, particularly impacted by the pandemic (where there is already reduced childcare availability), leading to lower income/rural families being disproportionately affected. This can enter/remain/progress in employment (where privately managed provision replaces these settings, it can be more costly).</p> <p>Accessibility and cost of care during the school holidays in particular can be a challenge for working parents. Other initiatives and programs used as unregulated childcare such as sports camps, SHEP, Playworks etc. are often of short-term viability and long-term sustainability of existing Care Inspectorate Wales (CIW) registered settings is at risk of childcare, unless services collaborate when planning, and unless registered childcare is considered at a priority.</p> |
|--|----------------------------------------------------------------------------------------------------------------------------------------------------------------------------------------------------------------------------------------------------------------------------------------------------------------------------------------------------------------------------------------------------------------------------------------------------------------------------------------------------------------------------------------------------------------------------------------------------------------------------------------------------------------------------------------------------------------------------------------------------------------------------------------------------------------------------------------------------------------------------------------------------------------------------------------------------------------------------------------------------------------------------------------------------------------------------------------------------------------------------------------------------------------------------------------------------------------------------------------------------------------------------------------------------------------------------------------------------------------------------------------------------------------------------------------------------------------------------------------------------------------------------------------------------------------------------------------------------------------------------------------------|

| <b>Improvements for working families</b>  |                                                                                                                                                                                                                                                                                                                                                                                                                                                                                                                       |
|-------------------------------------------|-----------------------------------------------------------------------------------------------------------------------------------------------------------------------------------------------------------------------------------------------------------------------------------------------------------------------------------------------------------------------------------------------------------------------------------------------------------------------------------------------------------------------|
| <b>Early Years Wales</b>                  | We support childcare providers to provide services for families particularly through the childcare offer in this county.                                                                                                                                                                                                                                                                                                                                                                                              |
| <b>Mudiad Meithrin</b>                    | A range of options for childcare including home based childcare, and adequate financial support for Wales during school holidays.                                                                                                                                                                                                                                                                                                                                                                                     |
| <b>National Day Nurseries Association</b> | Ensuring there are sufficient places in full day care settings as these better meet their needs of working families through communication of the Childcare Offer.                                                                                                                                                                                                                                                                                                                                                     |
| <b>PACEY Cymru</b>                        | <p>Childminders can be well placed to provide quality, flexible childcare for families working atypical hours. Childminders can also care for children from birth up to the age of 14 (or 16 if children have additional needs). They can provide out of school and holiday care, as well as Childcare Offer and Flying Start provision - especially in rural and available places.</p> <p>PACEY Cymru believe that Approved Nannies may be an option to support some working families as parents return to work.</p> |

| <b>Improvements for families seeking work</b> |                                                                                                                                                                                                                                                                                                                                                                                                                                                                                     |
|-----------------------------------------------|-------------------------------------------------------------------------------------------------------------------------------------------------------------------------------------------------------------------------------------------------------------------------------------------------------------------------------------------------------------------------------------------------------------------------------------------------------------------------------------|
| <b>Clybiau Plant Cymru Kid's Clubs</b>        | Exploration (by WG) of expansion of existing financial support schemes in terms of eligibility to include children under 3. Exploration of expansion in age ranges of children able to access funded childcare (e.g. Childcare Offer) within the 3-4 age range and the brevity of current support may limit employment opportunities for parents. This may continue to be a barrier in parents/carers increasing working hours / progressing in careers / taking up part-time work. |
| <b>Early Years Wales</b>                      | We support childcare providers to provide services to families particularly through the childcare offer. We are happy to work with other organisations to help to get messages across.                                                                                                                                                                                                                                                                                              |
| <b>Mudiad Meithrin</b>                        | See above                                                                                                                                                                                                                                                                                                                                                                                                                                                                           |

|                                           |                                                                                                                                                                                                                                                                                                                       |
|-------------------------------------------|-----------------------------------------------------------------------------------------------------------------------------------------------------------------------------------------------------------------------------------------------------------------------------------------------------------------------|
| <b>National Day Nurseries Association</b> | Providing financial support with childcare costs for an initial period when a parent starts employment.                                                                                                                                                                                                               |
| <b>PACEY Cymru</b>                        | PACEY Cymru is working in partnership with JCP, PaCE, Careers Wales and other agencies to create inter a childminder, which not only provides wider childcare options for families in their local area but support We welcome the opportunity to work with the Local Authority and partners to promote childminding a |

|                                        |                                                                                                                                                                                                                                                                                                                                                                                                                                                                                                                                                                                                                                                                                                                                                                                                                                                                                                                                                                                                                                                                                                                                                                                                                                                                                                                                                                                                                                                                                                                                                                                                                                         |
|----------------------------------------|-----------------------------------------------------------------------------------------------------------------------------------------------------------------------------------------------------------------------------------------------------------------------------------------------------------------------------------------------------------------------------------------------------------------------------------------------------------------------------------------------------------------------------------------------------------------------------------------------------------------------------------------------------------------------------------------------------------------------------------------------------------------------------------------------------------------------------------------------------------------------------------------------------------------------------------------------------------------------------------------------------------------------------------------------------------------------------------------------------------------------------------------------------------------------------------------------------------------------------------------------------------------------------------------------------------------------------------------------------------------------------------------------------------------------------------------------------------------------------------------------------------------------------------------------------------------------------------------------------------------------------------------|
| <b>Any other comments</b>              |                                                                                                                                                                                                                                                                                                                                                                                                                                                                                                                                                                                                                                                                                                                                                                                                                                                                                                                                                                                                                                                                                                                                                                                                                                                                                                                                                                                                                                                                                                                                                                                                                                         |
| <b>Clybiau Plant Cymru Kid's Clubs</b> | <p>To meet the needs of local communities, there needs to be effective communication and collaboration b based childcare (versus community venue-based options) is often preferable for parents/carers and a (transport).</p> <p>However, access to school sites by childcare providers is often hindered by:</p> <ul style="list-style-type: none"> <li>- Issues with opening up/locking up</li> <li>- Childcare not being sufficiently considered in the planning stages when building new schools</li> <li>- Increasing demand for school places leading to a lack of available room for onsite childcare</li> </ul> <p>Continued concerns around Covid-19 and reluctance to allow mixing of year groups</p> <p><b>Childcare on school sites needs to be considered from the early planning stages, engaging with relev designed in a CIW registerable way and there needs to be continued partnership working between B community needs can be met in terms of both education AND childcare. This needs to include cons able to be based on school-sites to ensure that displacement does not occur.</b></p> <p>We would like to see a continued commitment to recognise the professional status of the workforce Early Years Workforce Plan, 2017) and consideration of ways in which pay could be brought in line to of the professional status of the workforce.</p> <p><b>Retention/recruitment issues are leading Settings to run at reduced capacity, temporarily close, co close. Efforts need to be made at a local and National level to encourage people into the sector and are working in the sector currently.</b></p> |
| <b>Early Years Wales</b>               | <p>Local Authority websites and social media are an important source of information for parents, carers are always happy to share information to our members.</p> <p>Families can access Early Years Wales website to find our member settings in their area as well as our Pages which include guidance to Choosing Childcare.</p> <p>Early Years Wales also offer a range of training and workshops to support the sector as well as some p available on our websites.</p>                                                                                                                                                                                                                                                                                                                                                                                                                                                                                                                                                                                                                                                                                                                                                                                                                                                                                                                                                                                                                                                                                                                                                            |

|                           |                                                                                                                                                                                                                                                                                                                                                                                                                                                                                                                                                                                                                                        |
|---------------------------|----------------------------------------------------------------------------------------------------------------------------------------------------------------------------------------------------------------------------------------------------------------------------------------------------------------------------------------------------------------------------------------------------------------------------------------------------------------------------------------------------------------------------------------------------------------------------------------------------------------------------------------|
| <b>Any other comments</b> |                                                                                                                                                                                                                                                                                                                                                                                                                                                                                                                                                                                                                                        |
| <b>Mudiad Meithrin</b>    | <p>We have done a piece of work 'The Mystery Shopper Project' on the county's website and social websi</p> <ul style="list-style-type: none"> <li>• Schools and Learning / Early Years and Chilcare / Find a Nursery or childcare provider – in the note here that the list also includes Welsh-medium provision, in order to plant the seed, and possibl Meithrin's provision and a link to the website.</li> <li>• under Schools and Learning / Schools / Benefits of Welsh Medium Education - a useful list of FAQs m and answer the concerns of non-Welsh-speaking parents about sending their children to Welsh-medium</li> </ul> |

|                                           |                                                                                                                                                                                                                                                                                                                                                                                                                                                                                                                                                                                                                                                                                                                                                                                                                                                                                                                                                                                                                                                                                                                                                                                                                                                                                                                                                                                                                                                                                                                                                                                                                                                                                                                                                                                                                                                                                                                                                                                                                                                                                                                                                                                                                                                                                                                                                                                                                                                                                                                                                                                                                                                                                                                                                                                                                                                                                                                                                                                                                                                                                                                                                                                                                                                                                                                                                                                                                                                                                                                                                                                                                                                                                                                                                                                                                                                                                                                                          |
|-------------------------------------------|------------------------------------------------------------------------------------------------------------------------------------------------------------------------------------------------------------------------------------------------------------------------------------------------------------------------------------------------------------------------------------------------------------------------------------------------------------------------------------------------------------------------------------------------------------------------------------------------------------------------------------------------------------------------------------------------------------------------------------------------------------------------------------------------------------------------------------------------------------------------------------------------------------------------------------------------------------------------------------------------------------------------------------------------------------------------------------------------------------------------------------------------------------------------------------------------------------------------------------------------------------------------------------------------------------------------------------------------------------------------------------------------------------------------------------------------------------------------------------------------------------------------------------------------------------------------------------------------------------------------------------------------------------------------------------------------------------------------------------------------------------------------------------------------------------------------------------------------------------------------------------------------------------------------------------------------------------------------------------------------------------------------------------------------------------------------------------------------------------------------------------------------------------------------------------------------------------------------------------------------------------------------------------------------------------------------------------------------------------------------------------------------------------------------------------------------------------------------------------------------------------------------------------------------------------------------------------------------------------------------------------------------------------------------------------------------------------------------------------------------------------------------------------------------------------------------------------------------------------------------------------------------------------------------------------------------------------------------------------------------------------------------------------------------------------------------------------------------------------------------------------------------------------------------------------------------------------------------------------------------------------------------------------------------------------------------------------------------------------------------------------------------------------------------------------------------------------------------------------------------------------------------------------------------------------------------------------------------------------------------------------------------------------------------------------------------------------------------------------------------------------------------------------------------------------------------------------------------------------------------------------------------------------------------------------------|
|                                           | <p>does Welsh-medium education do? It sets out Welsh-medium education has a very simple aim - to ensure both Welsh and English while teaching all the other subjects across the curriculum. Young children learn making the most of this potential that Welsh-medium education has become so popular. Is there an opportunity for children start speaking Welsh, the better and to mention CiB, Ti a Fi and the nursery groups so that the link is made to a Welsh-medium school, and provide a link to the Mudiad Meithrin website?</p> <ul style="list-style-type: none"> <li>•under Schools and Learning / Schools / Applying for a School Place / Nursery School Admissions – it is a time nursery place from the start of the term following their third birthday. They will stay in nursery until their fourth birthday when they start reception class in primary school.</li> </ul> <p>Is there an opportunity here to add a sentence to explain that Welsh-medium nurseries are available without being aware of CiB and Ti a Fi, and a link to the Mudiad's website.</p> <ul style="list-style-type: none"> <li>•under Schools and Learning / Schools / Applying for a School Place / Choosing a School – The opening sentence and nurseries etc. It would be useful to mention that Welsh-medium education is available so that parents can start their research.</li> <li>•Bilingual Cardiff comes under the heading Strategies, Plans and Policies. It is a shame that Bilingual Cardiff is not on the website, even on the front page, attaching documents such as the Being Bilingual Booklet, and a link to Welsh Medium Education.</li> </ul> <p>Under the heading The Welsh Language in Cardiff (which is at the end), it notes that the main reason for the increase are so many pupils in the Welsh-medium schools and in the last sentence say The city has currently thirty-five primary schools and two Welsh-medium units. There are approximately 4700 pupils in attendance at primary and secondary level. It would be good to be able to add here how many nursery groups/schemes there are that attend them.</p> <ul style="list-style-type: none"> <li>•Cardiff Council – no link to Mudiad Meithrin website. English side – no results at all. Welsh side – 3 on the English and Learning page.</li> <li>•Facebook – no details of groups/schemes, but post a few stories about schools on its page.</li> <li>•Facebook – look for Cardiff childcare - Cardiff Childcare Offer is coming up and they have shared a Welsh Medium Education link.</li> <li>•Facebook – Cardiff Ti a Fi – sharing a lot of information about the groups/schemes and Welsh for Children links for friends.</li> <li>•We looked at Facebook and Instagram also under different areas eg: Childcare and Nurseries Cardiff Bay, Childcare Canton, Childcare Victoria Park, Creigiau Childcare. There are many groups/schemes coming up in this way, but the Flying Start and Childcare 30 websites now come up. The ones that appeared were very low on the list.</li> <li>•It is good that the FIS website mentions MM, but it is a shame that not all the groups/schemes come up. Only the 3 listed under Day Nurseries, as one session can be selected. There are 4 Cardiff groups/schemes not listed at all and these need to be included - Maes y Morfa, Creigiau Childcare. It would also be good to have a link to the Mudiad's website from here.</li> <li>•Under Bilingual Cardiff it would be good to be able to add how many nursery groups/schemes there are that attend them.</li> </ul> <ul style="list-style-type: none"> <li>• Website www.childcare.co.uk – Is there an opportunity for all nursery groups to advertise their services? Information, table of what is being offered, costs etc. It would be possible to identify the benefits of learning Welsh in the opening paragraph, in English.</li> </ul> |
| <b>National Day Nurseries Association</b> | No additional comments received                                                                                                                                                                                                                                                                                                                                                                                                                                                                                                                                                                                                                                                                                                                                                                                                                                                                                                                                                                                                                                                                                                                                                                                                                                                                                                                                                                                                                                                                                                                                                                                                                                                                                                                                                                                                                                                                                                                                                                                                                                                                                                                                                                                                                                                                                                                                                                                                                                                                                                                                                                                                                                                                                                                                                                                                                                                                                                                                                                                                                                                                                                                                                                                                                                                                                                                                                                                                                                                                                                                                                                                                                                                                                                                                                                                                                                                                                                          |
| <b>PACEY Cymru</b>                        | PACEY Cymru feels that the Childcare Sufficiency Assessment is a timely opportunity to consider any issues relating to childminders such as trade waste fees or if there are limits placed by planning on the number of childminders. A planning permission is required. PACEY Cymru believes that the childcare regulatory framework is the appropriate one.                                                                                                                                                                                                                                                                                                                                                                                                                                                                                                                                                                                                                                                                                                                                                                                                                                                                                                                                                                                                                                                                                                                                                                                                                                                                                                                                                                                                                                                                                                                                                                                                                                                                                                                                                                                                                                                                                                                                                                                                                                                                                                                                                                                                                                                                                                                                                                                                                                                                                                                                                                                                                                                                                                                                                                                                                                                                                                                                                                                                                                                                                                                                                                                                                                                                                                                                                                                                                                                                                                                                                                            |

|  |                                                                                                                                                                                                                                                                                                                                      |
|--|--------------------------------------------------------------------------------------------------------------------------------------------------------------------------------------------------------------------------------------------------------------------------------------------------------------------------------------|
|  | <p>the maximum number of children being cared for at the property, including those which reside there. P<br/>and fees applied by the planning authority for those seeking to establish a home-based childcare service<br/>If there are any local issues impacting on childminders please contact PACEY Cymru to discuss further.</p> |
|--|--------------------------------------------------------------------------------------------------------------------------------------------------------------------------------------------------------------------------------------------------------------------------------------------------------------------------------------|

## Employers

Colleagues in Cardiff Council's Into Work service distributed an online survey to Cardiff based employers on their database. One response was returned, and responses are show below.

|                                                                                                                                                       |                                                                                                                                                                                                                                             |
|-------------------------------------------------------------------------------------------------------------------------------------------------------|---------------------------------------------------------------------------------------------------------------------------------------------------------------------------------------------------------------------------------------------|
| Status of organisation                                                                                                                                | Private                                                                                                                                                                                                                                     |
| How many people do you employ in your organisation?                                                                                                   | 100                                                                                                                                                                                                                                         |
| Approximately what percentage of your staff live in Cardiff?                                                                                          | 0-20%                                                                                                                                                                                                                                       |
| Approximately what percentage of your workforce are parents with children aged 18 years or under?                                                     | 41-60%                                                                                                                                                                                                                                      |
| Do you offer any of the following flexible working arrangements for employees?                                                                        | Temporarily reduced hours                                                                                                                                                                                                                   |
| Please give details of any other flexible working arrangements                                                                                        | Due to the nature of our work, we don't offer flexible working arrangements although we try to be flexible in supporting our workforce.                                                                                                     |
| During the Covid-19 pandemic have you seen a change in the way your employees access flexible working arrangements?                                   | Yes                                                                                                                                                                                                                                         |
| Please tell us what changes you have seen                                                                                                             | Working from home in roles where this has been possible although now colleagues are returning to the workplace on a regular basis.                                                                                                          |
| During the Covid-19 pandemic, what percentage of your workforce accessed the Furlough Scheme?                                                         | 81-100%                                                                                                                                                                                                                                     |
| It has been difficult to retain or attract new employees                                                                                              | Disagree                                                                                                                                                                                                                                    |
| Childcare has been a big factor in preventing employees taking-up employment or continuing to work in the organisation                                | Disagree                                                                                                                                                                                                                                    |
| During the Covid-19 Pandemic, childcare has been a big factor in preventing employees taking-up employment or continuing to work in the organisation? | Disagree                                                                                                                                                                                                                                    |
| Please tell us your experiences of childcare and how it impacts retaining or employing staff                                                          | The majority of our workforce work shifts and so manage childcare around this. During the pandemic, all our workforce with the exception of senior management and a small skeleton crew were furloughed which helped workers with families. |



|                                                                                                                                             |                                                                                                                                                                                                                                                                                                                                                                                                                                            |
|---------------------------------------------------------------------------------------------------------------------------------------------|--------------------------------------------------------------------------------------------------------------------------------------------------------------------------------------------------------------------------------------------------------------------------------------------------------------------------------------------------------------------------------------------------------------------------------------------|
| Do you think there are sufficient childcare provisions within Cardiff to meet the requirements of your employees?                           | Unsure                                                                                                                                                                                                                                                                                                                                                                                                                                     |
| What improvements do you think are needed to childcare to help improve recruitment and retention of staff?                                  | More flexible sessions, e.g. drop ins or a few hours;<br>More affordable;<br>Available at different times;                                                                                                                                                                                                                                                                                                                                 |
| Which times would work the best?                                                                                                            | Before 7am ;After 6pm;                                                                                                                                                                                                                                                                                                                                                                                                                     |
| Which locations would work best?                                                                                                            | Closer to child's school;<br>Closer to work or study;                                                                                                                                                                                                                                                                                                                                                                                      |
| Which types of childcare would work best?                                                                                                   | Holiday club<br><i>The above questions won't let me answer all that apply.</i>                                                                                                                                                                                                                                                                                                                                                             |
| How frequently do you experience problems with employees not continuing to work in your organisation following a Maternity/Paternity leave? | Rarely                                                                                                                                                                                                                                                                                                                                                                                                                                     |
| Please tell us any concerns you have for the current and future childcare market                                                            | Childcare is so expensive it is prohibitively costly and many parents leave work for a period to bring up their children. This has to end. At the same time, I appreciate that workers in childcare have to earn a decent salary as the role is so important and as parents we need good quality childcare provision. I would suggest that the government needs to subsidise this to some extent to ensure that the UK offers great career |
| Childcare vouchers                                                                                                                          | Have provided in the past but no longer                                                                                                                                                                                                                                                                                                                                                                                                    |
| On-site nursery                                                                                                                             | No                                                                                                                                                                                                                                                                                                                                                                                                                                         |
| On-site crèche                                                                                                                              | No                                                                                                                                                                                                                                                                                                                                                                                                                                         |
| On-site holiday playscheme                                                                                                                  | No                                                                                                                                                                                                                                                                                                                                                                                                                                         |
| On-site after-school club                                                                                                                   | No                                                                                                                                                                                                                                                                                                                                                                                                                                         |
| Financial assistance towards childcare                                                                                                      | No                                                                                                                                                                                                                                                                                                                                                                                                                                         |
| Information about childcare provision                                                                                                       | Thinking about providing                                                                                                                                                                                                                                                                                                                                                                                                                   |
| Information about tax credits                                                                                                               | Thinking about providing                                                                                                                                                                                                                                                                                                                                                                                                                   |

### *Schools*

A school-specific survey, along with information about and a link to the parent survey, were sent to all Cardiff schools as part of the weekly email update from the Education department.

## 17: Gaps Analysis and Areas for Improvement

### *Gap analysis*

From a detailed analysis of the SASS data, and by comparing the number of children waiting for an immediate place against vacancies by service within each NPA, only 99 children were identified as waiting for a place in a service for which there were no vacancies in that NPA. The approach is to assess the sufficiency of *services* by geographical area, rather than focusing on provider types.

Whilst it is recognised that some parents may have preferences for the type of provider they use, for example, an afterschool club, after school care for their school aged child may be provided by an out of school club, a full daycare setting or a childminder. The creation of additional out of school, after school service places in an area where a service is already being provided, and where vacancies exist, is likely to undermine the viability of existing providers due to the need for any setting to reach a 'critical mass' of child attending in order to break even and cover costs.

As noted in the body of the assessment, there are concerns about the accuracy of some of the data drawn from the SASS responses. Consequently, in many cases the initial response generated by the CSA in the Action Plan is to further investigate what level of unmet demand exists, if any. In some cases, whilst the data suggests that there is a waiting list for one service, e.g., Mornings, in Cardiff North, the data also indicates that there are vacancies in the NPA in services that would appear to be very similar e.g., Half Day Care/Half Day Nursery AM. Further work is needed to fully understand if the demand can be absorbed by providers offering these services, or whether timing, children's ages or other factors mean these services are not suitable for the children identified on the waiting lists.

If the unmet demand is verified, the Childcare Business Support Team will work with providers in the area, schools, families and other stakeholders to assess how to best meet this need. Opportunities for existing providers to expand either the number of places, or types of services offered will be the preferred approach, as this should have the least displacement impact and in the longer term, is more sustainable.

Table: Vacancies by service and NPA

| NPA                    | Service                             | Reported unmet demand<br>(children waiting for an<br>immediate place above<br>current vacancy, by service) | Comments                                                             |
|------------------------|-------------------------------------|------------------------------------------------------------------------------------------------------------|----------------------------------------------------------------------|
| Cardiff North          | Mornings                            | 21                                                                                                         | 474 vacancies for Half Day Care/Half Day Nursery AM exist in the NPA |
|                        | Play scheme sessions                | 10                                                                                                         | Holiday provision – unsure which holiday the waiting list is for     |
|                        | Playgroup/Cylch Meithrin AM         | 2                                                                                                          |                                                                      |
| Cardiff East           | No children waiting for any service |                                                                                                            |                                                                      |
| Cardiff South East     | No children waiting for any service |                                                                                                            |                                                                      |
| City and Cardiff South | Half Day Care/Half Day Nursery PM   | 3                                                                                                          |                                                                      |
|                        | Playgroup/Cylch Meithrin AM         | 6                                                                                                          | 527 Half Day Care/Half Day Nursery AM vacancies                      |
| Cardiff South West     | Half Day Care/Half Day Nursery AM   | 23                                                                                                         | NB: 36 Morning vacancies                                             |
| Cardiff West           | Full Day Care/Full Day Nursery pl   | 29                                                                                                         |                                                                      |
|                        | Playgroup/Cylch Meithrin AM         | 5                                                                                                          | 151 Morning vacancies                                                |

- Cardiff North – 21 children waiting for Morning, 10 children waiting for playscheme session, 2 for Playgroup/Cylch Meithrin AM (NB: vacancies exist for Playgroup/Cylch Meithrin PM)
- Cardiff East - No children waiting for any service
- Cardiff South East - No children waiting for any service
- City and Cardiff South – 3 children waiting for Half Day Care/Half Day Nursery PM (NB: 527 Half Day Care/Half Day Nursery AM vacancies). 6 children waiting for Playgroup/Cylch Meithrin AM place
- Cardiff South West - 23 children waiting for a Half Day Care/Half Day Nursery place (NB: 36 Morning vacancies available)
- Cardiff West - Cardiff 29 children waiting for a Full Day Care/Full Day Nursery place (NB: 151 Morning vacancies exist in this NPA). 5 children waiting a Playgroup/Cylch Meithrin AM place (NB: 151 Morning vacancies reported)

**(a) childcare provision for children of parents who work atypical hours;**

According to SASS data, 162 childcare settings open before 8.00 am on at least some days of the week. 108 childminders operate before 8.00 am, with the earliest starting at 5.50 am. 45 full daycare, 8 out of school and 1 sessional day care provider open before 8.00am, providing 4,080 places.

Care after 6.00 pm is provide by between 4 childminders on a Tuesday, rising to 11 on a Friday. This may be due to childminders flexing their service to meet the needs of parents using their service.

9 full daycare settings also operate after 6.00 pm, with the latest closing at 7.00 pm

NB: the data above is based on reported opening times. The direct responses to the question relating to provision of services after 6.00 pm ('Evenings' on the SASS questionnaire) only identified 8 childminders and 6 full daycare settings who reported providing this service.

4 childminders provide overnight care, and 6 childminders operate at weekends, including one before 8pm and after 6pm on a Saturday.

The parent survey included one comment relating to the lack of flexible childcare for shift workers but is unclear if this relates to opening times of being able to different patterns of childcare to align with changing shifts. A small number of comments were received from parents relating to the opening hours of the childcare they were using, noting that it was sometimes difficult to drop children off and get to work on time, but this is not felt to be a significant gap in provision.

#### **(b) Welsh medium childcare provision;**

Based on SASS data, there are 4 Welsh medium childminders, 13 full daycare settings (8 of which provide full daycare i.e., a child can stay at the setting all day), 4 sessional day care and 5 out of school settings. In total, there are 863 Welsh medium registered places in Cardiff.

##### **Childminding**

When broken down by NPA, there is one child waiting for an after school place in Cardiff West where no vacancy is reported

##### **Full daycare**

When broken down by NPA, there is one child waiting for an after school place in Cardiff South East where no vacancy is reported. In City and Cardiff South one child is reported waiting for an early education place, although no children are recorded as waiting for place by the Education department. Six children are reported waiting for a Cylch Meithrin AM service. In Cardiff West, 25 children appear to be waiting for a full-time nursery place, with 15 waiting for a Cylch Meithrin AM place, and the same number are reported to be waiting for a PM Cylch Meithrin

##### **Sessional day care**

Waiting lists only exceed vacancies for Morning provision (20 on waiting list, 12 vacancies = shortfall of 8) in the Cardiff North NPA.

### **Out of school**

Overall, whilst there are 30 reported vacancies for before school, there are 146 children reported as waiting for an immediate after school place, with 95 in Cardiff South West and 30 in Cardiff West. A further 21 children are identified as waiting for a Welsh medium after school place in City and Cardiff South.

Whilst demand above capacity to supply is recorded for Welsh medium after school services in 3 NPAs, further investigation will be required to assess if this data is accurate. For example, one setting reporting an immediate waiting list is registered to provide 400 places per week and has reported an average weekly attendance of around 300 children but reported 95 children waiting for an immediate place. It may be the case that the data relating to 'vacancies' has been transposed into the 'children waiting for an immediate place' column in error.

There are no Welsh medium open access play settings or creches in Cardiff. Although some responses to the parental survey identified challenges finding Welsh medium childcare, there were no specific responses regarding open access play or creche provision. One response noting the use of the Urdd Welsh medium holiday activities was recorded.

As noted in chapter 10: *Welsh medium and WESP*, actions identified in the CSA around Welsh medium childcare align with and contribute to the achievement of the targets in the Cardiff WESP.

### **(c) childcare provision for different language categories.**

As well as English and Welsh, providers reported that the following languages were used in settings: French, Polish, Portuguese, Spanish, Punjabi, Urdu, Bengali, Chinese, Italian and Makaton.

## **Summary of unmet needs**

### **(a) types of childcare available;**

From the SASS data and an assessment of waiting lists and vacancies, on a city-wide basis there appears to nearly be sufficient provision of full daycare, sessional care, out of school and childminders. As noted, a

limited number of services within NPAs appear to have current waiting lists, and actions to further investigate and develop greater capacity if required, have been identified.

Only one open access play provision was identified in the SASS. The service, registered as a creche, does not operate in the manner described in the NMS, in that it provides a term time service, 5 mornings per week, for fee paying, Flying Start and Childcare Offer children.

There are no nannies engaged in the Voluntary Approval Scheme in Cardiff, which removes the ability of any family using a nanny to access financial support via the childcare element of working tax credits or Tax Free Childcare.

There are opportunities, in line with Welsh Government's Cymraeg 2050 policy and the Cardiff WESP, to further develop Welsh medium full daycare, sessional care and Welsh medium childminders

Although a number of parents responding to the parent survey indicated that there was a lack of suitable childcare in their area, Cardiff Family Advice and Support have not reported this issue being raised by parents contacting the service. Equally, whilst some respondents to the parent survey identified a lack of atypical hours provision, 162 settings provide before 8.00 am, and up to 20 after 6.00 pm.

#### **Areas for improvement**

- Further investigate locations where services appear to have demand above capacity (waiting lists). If verified, work with local providers to develop additional capacity with minimum displacement impact.
- Further investigate locations where Welsh medium services appear to have demand above capacity (waiting lists). If verified, work with local providers to develop additional capacity with minimum displacement impact.
- Encourage nannies to join the Voluntary Approval Scheme, to support their clients access to financial assistance with childcare costs
- Encourage providers who operate at atypical hours to further market and promote their services

#### **(b) age of children for whom childcare is available;**

The SASS data identified 10,951 children on childcare providers books, broken down by the child's age. Although only 268 children under 1 were reported, for 2 year olds this rose to 2,126 (or 52.7% of the cohort) and 2,000 3 year olds (48% of the cohort).

Only 68 children aged over 12 were reported. It may be the case that some of these children have additional needs and that these needs can be met by these providers, but it is not possible

to confirm this from the data available. It would appear there is little demand for childcare for children of this age.

There are no significant areas for improvement.

**(c) affordability of childcare;**

74.2% (299 of the 403 respondents to this question) strongly agreed that childcare was too expensive, with a further 76 (18.9%) tending to agree. Affordability was also the commonest response category to the Areas for Improvement question in the parent survey, selected by 70.6% of respondents, only 17 responses to this question were received.

Affordability was also highlighted in the narrative responses by a significant number of parents, and it may be the case that the higher costs for childcare for babies under 1 impact on the number of very young children in childcare. Equally, it may be the case that the relatively high numbers of 2, 3 and 4 year olds on childcare providers books are linked to the Welsh Government funded childcare provided through Flying Start and the Childcare Offer.

The impact that the local authority can have on the fees charged to parents for a childcare place is limited. However, ensuring parents are aware of the financial entitlements they could access, dependent on their employment and economic situation, and encouraging providers to sign up for Tax Free Childcare and/or to accept childcare vouchers may help some families with childcare costs. The parent survey identified that nearly half (172 of 401, 42.9%) of parents knew where to find information about financial assistance for childcare.

**Areas for improvement**

- Continue to provide parents/carers with information of financial assistance with childcare costs via Cardiff Family Advice and Support. The Childcare Business Support Team and Cardiff Family Advice and Support will develop and market an information resource identifying the range of sources of financial assistance with childcare costs.
- Encourage more settings, initially targeting sessional day care, to sign up to provide Tax Free Childcare and/or accept Childcare Vouchers. Only 13 (33.3%) of sessional day care providers are currently signed up, the lowest proportion of any provider type.

**(d) times at which childcare is available; and**

As noted above, 162 settings provide before 8.00 am, and up to 20 after 6.00 pm.

There are no significant areas for improvement.



**(e) location of childcare.**

The distribution of childcare across Cardiff, in relation to where there is demand, is generally good. As noted in the action plan, a further investigation of the factors relating to Cardiff East, which has the highest child:registered place ratio for children aged 0-14, will be undertaken.

**Areas for improvement**

- Given the largest disparity between registered childcare places and numbers of children aged 0-14 exists in Cardiff East, a further investigation of the local factors influencing demand and supply will be undertaken. If required, a local action plan will be developed.

## 18: Action Plan

## 19: Explanatory notes

Guide to the CSA

Neighbourhood Planning Areas

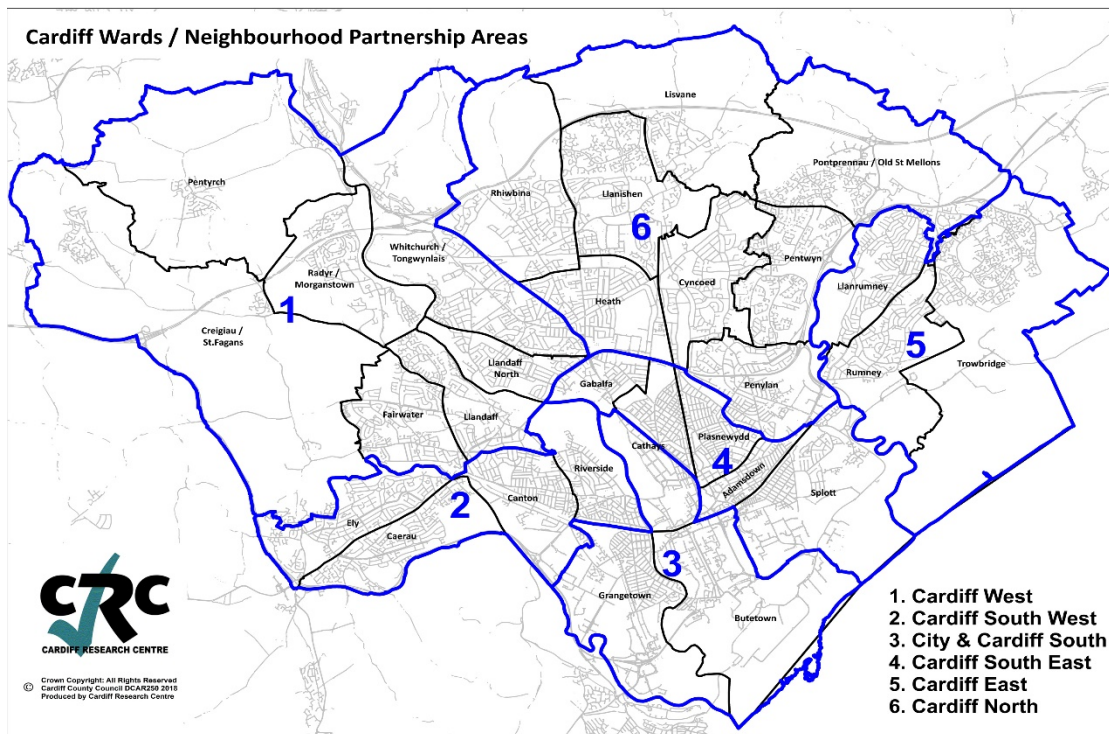
A 2013 White Paper, “**Building Communities: A New Approach to Neighbourhood Working**”<sup>1</sup> re-organised the 29 wards into 6 Neighbourhood Partnership Areas, now Neighbourhood Planning Areas (NPAs). The wards in each of these NPAs are set out below and are used throughout the rest of this CSA.

Following completion of the CSA, a ward-by-ward breakdown of childcare supply, demand and key socio-economic factors will be produced as a resource for potential; childcare providers, planners and key stakeholders.

| Neighbourhood Planning Area | Wards                                                                                                              |
|-----------------------------|--------------------------------------------------------------------------------------------------------------------|
| Cardiff North               | Rhiwbina, Heath, Lisvane, Llanishen, Cyncoed, Penylan, Pentwyn, Pontprennau & Old St. Mellons                      |
| Cardiff East                | Llanrumney, Rumney, Trowbridge                                                                                     |
| Cardiff South East          | Gabalfa, Cathays (part), Plasnewydd, Adamsdown, Splott                                                             |
| Cardiff City & South        | City Centre, Butetown, Grangetown, Cathays (part)                                                                  |
| Cardiff South West          | Ely, Caerau, Canton, Riverside                                                                                     |
| Cardiff West                | Creigiau / St Fagans, Pentyrch, Radyr & Morganstown, Whitchurch & Tongwynlais, Fairwater, Llandaff, Llandaff North |

---

<sup>1</sup><https://www.cardiffpartnership.co.uk/wp-content/uploads/Final-White-Paper.pdf>



## The Active Offer

The Care Inspectorate (CIW), who inspect care services, including registered childcare include in their inspection reports if a service is providing, or working towards providing, the Active Offer.

*A Strategic Framework for Promoting the Welsh Language in Health, Social Services and Social Care* was published in 2016 by the Deputy Minister for Social Services.

*The aim of the framework was to ensure that organisations recognise that language is an intrinsic part of care and that people who need services in Welsh get offered them. This is called the 'Active Offer'. An 'Active Offer' means a service is provided in Welsh without someone having to ask for it.*

[More than just words: action plan for Welsh Language in Health, Social Services and Social Care | Care Inspectorate Wales](#)

## Data coding

Childcare providers are required to submit data annually to CIW in their Self-Assessment Service Statement (SASS). This information is subsequently shared in an anonymised format with local authorities in order to inform their CSAs.

It has become clear that some of the data submitted by childcare providers is inaccurate (e.g. an out of school setting opening at 03.00 and closing at 06.00 when this should have read 15.00 – 18.00; a childminder charging £1.00 for a whole week's attendance).

Where these errors (or likely errors) have been identified, given that it is not possible to amend or correct the data, red font has been used in tables, erroneous data circled in red on charts, and comments included at the end of each section containing likely errors.

#### SASS and Dewis data

As noted above, the majority of data relating to childcare provision (including services provided, fees, attendance levels and vacancies, opening times, etc.) was supplied to local authorities by CIW, after being submitted by childcare providers in their annual SASS.

**Dewis Cymru** is the all-Wales database established under the Social Services and Well being Wales Act to provide families and professionals with information about services that support well-being. Childcare providers are encouraged to create and maintain a current record on Dewis Cymru of their services. Dewis Cymru is also used as a source of data for the CSA as it can be useful to compare the data held on Dewis Cymru with that supplied via the SASS. As both are reliant on childcare providers entering accurate information, both sources may contain errors. However, cross-referencing the two data sources can prove useful in highlighting both alignment and differences.

#### Language and terminology utilised

Some data has been presented using headings included in the SASS. For example, '*children of this age on the books*' refers to children who are on a childcare providers register within pre-set age groups (Under 1, 1 year olds, 2 year olds, 3 year olds, 4 year olds, 5-7 year olds, 8-11 year olds, etc.). Attendance patterns are described as '*full time; part time or ad hoc*'. Although this terminology may not be in everyday use, it has been decided to utilise the phrases used in the SASS throughout the CSA.

## Opening/closing times

The CSA requires reporting on the range of opening hours of providers. In the SASS, and in the CSA, this is reflected in the following manner:

- Earliest opening time (in NPA): the earliest start time of any provider of that type (e.g. childminder)
- Latest opening time: the latest start time of any provider of that type (e.g. childminder)
- Earliest closing time: the earliest finish time of any provider of that type (e.g. childminder)
- Latest closing time: the latest finish time of any provider of that type (e.g. childminder)
- The data also indicates the number of settings open before 8 am, and/or open after 6 pm

It should be noted that the data in each set of responses should be seen as separate. For example, although there may be childminders in an NPA that open at 6.00 am, and childminders that are open until 18.00, this does not necessarily mean that there are childminders who are open from 6.00 am to 18.00.

**COMMUNITY ENGAGEMENT & SAFETY IN PARKS**

**CULTURE & LEISURE (COUNCILLOR PETER BRADBURY)**

**AGENDA ITEM: 4**

**Reason for this Report**

1. To update Cabinet on current activity and future plans in response to a motion passed at the Council meeting on 21st October 2021.

**Background**

2. The motion passed called on the Council to bring forward a report within four months of the meeting, requesting Cabinet to;
  - Continue to look at ways during the budget process to increase funding in park safety and support staff and Friends Groups going forward.
  - Consideration of a policy on where and when it is appropriate to continue to introduce lighting in parks, and what consultation would be undertaken to identify any paths that need lighting.
  - Consideration of whether when serious vandalism occurs in parks the Council should, after seeking advice from the Police, offer a reward, where appropriate for information which leads to arrests.
  - Proposals to undertake a meaningful consultation with local communities on whether or not to return to locking parks at night.
3. The Council recognises the important role that its parks and green spaces play in the environmental, economic, and social well-being of our city and the contribution that they make to the health agenda. The benefits of health and social factors have been very evident throughout the pandemic.
4. Our residents tell us that they love Cardiff's parks and green spaces, and Capital Ambition sets out the Council's commitment to work in partnership with communities and public sector partners to tackle crime and anti-social behaviour. The role of communities in the management and development of our parks and green spaces is also recognised, underlined by a

commitment to grow, and support the network of 'Friends of Parks' and volunteer groups.

### Community Engagement

5. Community Engagement in parks is led by the Council's Community Park Ranger Team. The team perform a wide and diverse role part of which is the support of the Council's network of constituted Friends Groups and the volunteer workforce. The Community Park Ranger Team have management responsibility for 65 Sites of Interest for Nature Conservation (SINC's), 11 Sites of Special Scientific Interest (SSSI's), 4 Local Nature Reserves, 2 Country Parks and 1 Designated European Special Area of Conservation (SAC). The team is also responsible for the management of the Council's Woodlands which extends to 256 hectares, Roath Park Conservatory and is engaged in service level agreements with internal stakeholders for the delivery of services which include the day-to-day operation of the Radyr Weir Hydro Scheme and management of the Cardiff Bay Wetlands and Timber Recycling function on behalf of Cardiff Harbour Authority.
6. The service operates on a shift basis, seven days a week, to meet service demand. The current staffing establishment stands at 12.4 FTE. The team is led by a Conservation & Community Development Manager, supported by a group of 5.4 FTE Community Park Rangers, 2 FTE Countryside Rangers, 2 FTE Woodland Rangers, all of which are base budget funded. A Trainee Community Park Ranger post was created in 2021/22, over a three-year term, aligned to the workforce and succession plan for the service, this post is funded through external grant sources.
7. The service also hosts the Local Nature Partnership, and a Co-ordinator post is currently funded up until 31<sup>st</sup> March 2022, through grants allocated under the Welsh Governments Enabling Natural Resources and Well-being Scheme (ENRaW) and the Local Places for Nature grant scheme and via the Wales Council for Voluntary Action (WCVA). Discussions between the Council and the WCVA about grant funding for 2022/23 and beyond are on-going.
8. Partnership working is fully embedded within the Community Park Ranger service and in addition to the support provided to the network of constituted and emerging Friends Groups and volunteers there is a broad range of mainstream work activity with a wide and diverse range of organisations. Details of the constituted and emerging Friends Groups, which totals twenty-nine is set out in Appendix A and details of organisations that the service partners with, which totals thirty-two together with the purpose / activity is set out in Appendix B.
9. Project management and development is central to the role of the service who act as applicant, partner organisation and support grant applications made by third parties. Appendix C details the live projects that the service is currently engaged in, their purpose, value, and the lead organisation / grant recipient. The total value of current live projects exceeds £1,600,000.



10. The number of volunteer hours that the service generates is significant, in 2017/18 this stood at 17,149 and in 2018/19 the number of hours increased to 20,488. In 2019/20 19,111 hours were recorded, the onset of the pandemic contributed to a reduction when compared to the previous financial year, with much reduced activity in the final quarter when take up decreased owing to the impacts of the pandemic. In monetary terms the value of volunteer hours for 2019/20 when applying the National Living Wage equated to £157k.
11. It is important to recognise that the work of constituted Friends Groups and volunteers can not only improve the local environmental quality but can also engender a sense of ownership which can lead to reductions in vandalism and anti-social behaviour.
12. Emerging from the pandemic there is an increasing interest from individuals in participating in volunteering activities. This has been highlighted recently through the Coed Caerdydd project, public consultation exercise which closed in October 2021 and resulted in 554 expressions of interest in getting involved in tree planting and aftercare. The extent to which volunteering and wider community engagement places maximum demand on the service will be determined by the recovery from the pandemic.
13. The Council's Parks Service has also been active in supporting volunteering and work experience opportunities for individuals within the homeless community. While the Pandemic has had an impact on participation in this area, there is an opportunity to build on the work undertaken to date and widen opportunities through the recovery process.
14. There is also a significant and growing interest in the nature agenda, this is evidenced by the declaration by Welsh Government of a nature emergency in June 2021 and followed by that of Cardiff Council in November 2021. The Council's Community Park Ranger services are the Council's service delivery lead in this area and are critical to the response required to the halt and reverse the decline in biodiversity.

#### Safety In Parks

15. The responsibility for ensuring the safety and enjoyment of the Council's parks and public open space provision rests with the Urban Park Ranger service. This service also operates on a seven days a week basis, to meet service demand.
16. The Urban Park Ranger service performs a wide range of functions that include patrolling, byelaw enforcement, litter collection and graffiti clearance, visual playground inspections and repairs, emergency call out, delivering public awareness and engagement events, liaison with the Council's Community Engagement and Partnerships Team, Outreach Team in Housing & Communities and liaison with South Wales Police, South Wales Ambulance Service and South Wales Fire and Rescue Service.

17. The importance and value of our parks and green spaces has become very evident during the pandemic, as has the role of the Urban Park Rangers who, are the readily identifiable front facing members of staff present in our parks. From the onset of pandemic, the Council's Urban Park Rangers developed closer working relationships with South Wales Police which resulted in enhanced sharing of information / intelligence and the establishment of joint patrolling and enforcement activity linked to the identification of hot spot areas across the city.
18. In recognition of the important role that the Urban Park Ranger service plays, permanent base budget revenue growth of £112k was allocated for the financial year 2021/22 and this has enabled the creation of four new posts raising the staffing establishment to 14 FTE. The establishment comprises of four supervisors, one of which is in a senior role, and who take responsibility for leading daily shifts on a rotational basis. The remaining structure comprises of 9 Urban Park Rangers and 1 Trainee Urban Park Ranger post on a three year - fixed term basis, aligned to the workforce and succession plan for the service.
19. Although the service operates on a peripatetic model, the increase in FTE has enabled enhanced locality working and whereby at a supervisory level, officers now have responsibility for geographical areas of the city aligned to the seven South Wales Police sector areas.

## **Issues**

20. Parks provide a quiet environment for residents, free from the traffic, infrastructure, and busy day-to-day life prevalent across the remainder of the city. However, it is recognised this environment can also provide opportunities and space for anti-social behaviour and criminal activity outside the line of sight of residents, particularly after dark. Evidence suggests parks situated closer to the city centre will also be more at risk to the challenges of anti-social behaviour and crime linked to the night-time economy.
21. Recent events and acts of anti-social behaviour / criminal activity in Bute Park, other areas of parkland within Cardiff and elsewhere throughout the United Kingdom have given rise to concerns from users and have resulted in requests for lighting to be installed. The provision of lighting can improve safety and increase confidence for after dark / night-time users.
22. A multi-agency Task and Finish Group has been established in order to address the concerns held about safety in Bute Park, a wide range of actions have been taken and others are planned, which include.
  - Installation of CCTV Cameras (Scheduled for January 2022)
  - Installation of CCTV by the proprietors of Pettigrew Team Rooms
  - Establishment of the Pettigrew Team Rooms as a designated 'Safe Space' under the Safe Spaces Initiative, a partnership with FOR

Cardiff and businesses across the city and whereby anyone feeling intimidated, at risk or scared can take refuge.

- The delivery of public awareness events in partnership with South Wales Police promoting the safety of women and girls and the 'Lives Not Knives', anti-knife campaign.
  - The relaunch of and campaign to increase the membership and activity of the Friends of Bute Park group which has resulted in 41 new individuals joining the organisation from July 2021. The group have been undertaking vegetation management works within anti-social behaviour hotspot areas over the autumn / winter period.
  - The Cuppa with a Copper Initiative that has seen four sessions held since August 2021. The sessions which are publicised through social media channels by the Council and South Wales Police are rotated at park café venues and are designed for the sharing of information and intelligence. The sessions are led by South Wales Police, the Bute Park Ranger is also in attendance.
  - Options for anti-social behaviour detectors are being explored to address anti-social paraphernalia hotspots in the park.
23. Current lighting provision in our parks and wider green corridors is limited to 31 named sites from a total of 503, covering an estimated 10,090 linear meters from an estimated total of 150 linear kilometres, equating to 6.7% of provision.
24. The majority of lighting provided is whereby adopted highway paths cross parkland and feature as part of wider street lighting infrastructure. Only one park, Gorsedd Gardens, in the Cathays ward benefits from full lighting.
25. The Council's Community Safety Team and South Wales Police have been successful in securing Safer Street funding from the Home Office and £432k has been secured in the current financial year to support targeted provision in Butetown and Grangetown, linked to crime prevention. Provision for lighting in parks does not meet the current grant criteria, however future funding rounds may bring opportunities for such provision.
26. There are a number of factors that impact on the Council's ability to increase lighting provision within its parks and green spaces, these include capital and on-going revenue expenditure, the availability of existing infrastructure in the form of a ducted power supply, the presence of mature trees and their extensive root systems and negative impacts on wildlife and their habitats.
27. A scheme is being developed by the Transport Planning Policy & Strategy Group, within the Planning, Transport & Environment Directorate and as part of the development of the Cycle Superhighways Programme. The scheme under Active Travel funding sees proposals for the installation of

lighting linked to the upgrading of Cycleway 4 which extends from Sophia Gardens, through Pontcanna Fields, along the River Taff to North Cardiff.

28. Integral to the development of the proposals above will be an assessment of the environmental impacts on the parkland that the route plans to transverse. The Transport and Infrastructure arm of WSP UK limited have been commissioned as lighting design consultants for the scheme and are determining options for provision. The work being undertaken and learning gained can be used to inform future policy and design.
29. The Council recognises the importance of public safety and is supportive of the introduction of lighting schemes, particularly for active travel, relating to commuter routes through its parks and green spaces and areas of high footfall. In considering a policy on where and when it is appropriate to continue to introduce lighting into parks the key factors for determination should be.
  - Level of use (Frequency, Duration and Total Use Metrics)
  - Type of use (Purpose & Demographic)
  - Connectivity (Neighbourhood & City Wide)
  - Environmental Impacts
  - Equality Impacts
  - Management Information (Crime & Anti-Social Behaviour Statistics)
  - Condition Assessment of Existing Infrastructure
  - Future Proofing
30. Consultation will also be a key feature, internally and externally involving local communities, local and city-wide stakeholder groups and agencies.
31. The motion called on the Council to consider whether when serious vandalism occurs in parks and, after seeking advice from the Police, offer a reward, where appropriate for information which leads to arrests.
32. Current arrangements see South Wales Police through Crimestoppers, formerly the Community Action Trust offering rewards for information and intelligence which leads to the arrest and conviction of individuals and in relation to serious crime. This is a well-established partnership arrangement and enables people to come forward anonymously with information in the fight against crime and the protection of local communities.
33. It is not commonplace for Local Authorities to offer rewards, however there are no restrictions that prevent them from doing so. The merits of such a scheme are not self-evident and may raise issues as to the integrity and validity of information provided. There is, at present, no budget allocation for such a provision.
34. The motion also called on the Council to undertake meaningful consultation with local communities on whether or not to return to locking parks at night.

35. At present there are two sites that have not returned to a park locking regime post pandemic, Parc Cefn Onn in the Lisvane Ward and Roath Park in the Cyncoed Ward (inclusive of Roath Pleasure Gardens in the Plasnewydd Ward).
36. Community engagement in park locking exists and, over time a number of Park Watch Groups have been established in partnership with the Council, whereby by constituted Friends of Groups and individual volunteers undertake unlocking and locking activity. This activity is supported by the Urban Park Ranger Service and, at present eleven groups are in operation, across the city.
37. In light of the motion, it is proposed that a consultation exercise involving the users / stakeholders and local ward member in Lisvane, in respect of Parc Cefn Onn and the local ward members for Cyncoed and Plasnewydd for Roath Park and Roath Pleasure Gardens, respectively is conducted in February 2022.
38. Management capacity within the Park Ranger service has reduced over time. A Parks Community Liaison Officer post and an Anti-Social Behaviour Case Worker post were held on establishment but were deleted in financial years 2009/10 and 2010/11, respectively, as a consequence of savings targets at the time.
39. It is recognised that any new resource demands linked to community engagement and safety in parks, will apply further pressure on budget provision which is already subject to significant constraint.
40. In addition to the demand factors as set out within this report that have potential to impact on budget, there are further current and emerging budget pressures within the parks service.
41. A sum of £50k, through Financial Resilience Monies was allocated in the 2020/21 financial year, to address the challenge that Ash Die (Hymenoscyphus fraxiineus), the most significant tree disease to affect the United Kingdom since Dutch Elm Disease in the 1970's, poses. An Ash Dieback Action Plan (ADAP) is in development and the funding made available will enable the progression of a risk based and targeted programme for the removal of diseased trees.
42. The replanting costs associated with the ADAP can be mitigated to a certain extent through Coed Caerdydd project funding. However, its completion and implementation will still represent a significant financial pressure. One-off external funding via the Welsh Government Green Infrastructure Grant was secured in 2020/21, to support the purchase of arboricultural plant used in felling operations, however there are no current external funding streams available to support investment or delivery of the ADAP.
43. The potential consequences of Ash Die Back, current controls and management actions are captured on the risk register for the Economic Development Directorate.

44. A further emerging pressure that impacts on a number of areas across the Council, including the parks, highways and housing service relates to the treatment of weeds throughout its estate. Early indications from the Council's specialist weed control contractor suggest an increase in the costs of herbicides employed. The value of the increase has yet to be determined, however it is anticipated that it will be significantly in excess of inflation.
45. Consideration of reducing demand / service provision in other parts of the parks service, to mitigate demand in the areas set out within this report may need to be considered.
46. Critical to achieving savings elsewhere within the service, through staffing reductions and reductions in transport related expenditure, will be the removal of features that generate demand, including shrub beds, hedges, and spring / summer bedding displays.
47. The Council continues to be active in identifying and securing external funding that supports community engagement and safety in its parks. Such opportunities are, in the main project based, over a fixed term and do not support on-going revenue expenditure, particularly mainstream staffing.

### **Scrutiny Consideration**

48. The Economy & Culture Scrutiny Committee are due to consider this item on 19 January 2022. Any comments received will be circulated at the Cabinet meeting.

### **Reason for Recommendations**

49. To respond to the items included within the motion passed at the Council Meeting on 21<sup>st</sup> October 2021.

### **Financial Implications**

50. The report updates on activity relating to community engagement and safety in parks. Additional financial implications are not identified but reference is made to various budget pressures within the service and budget constraints in taking any new proposals forward.
51. This may partly be addressed through external grant funding opportunities which will be actively sought, but these are not confirmed at this time. In addition, the service will look to identify potential efficiencies to release revenue funding and mitigate against existing and future pressures.
52. The existing revenue budget for the Parks service is £5.8 million which currently supports a total establishment of 140 FTEs.

## **Legal Implications**

53. The Public Health Act 1875, Open Spaces Act 1906, and Local Government (Miscellaneous Provisions) Act 1976 provides Local Authorities with wide powers to provide facilities to maintain and manage its recreation grounds and public open spaces. Furthermore, local authorities now have a general power of competence under s.24 of the Local Government and Elections Wales Act 2021 do anything which an individual may do. This power enables the Council to do something for the benefit of the authority, its area, or person present or residing in its area in any way whatsoever, subject to the limitations in the Act. Where the authority proposes to undertake consultation, it raises a legitimate expectation that such consultation will be carried out on all the issues relating to the matters raised, and in a proper manner.
54. The decision about these recommendations has to be made in the context of the Council's public sector equality duties. The Council also has to satisfy its public sector duties under the Equality Act 2010 (including specific Welsh public sector duties). Pursuant to these legal duties, Councils must in making decisions have due regard to the need to (1) eliminate unlawful discrimination, (2) advance equality of opportunity and (3) foster good relations on the basis of protected characteristics. The Protected characteristics are age, gender reassignment, sex, race – including ethnic or national origin, colour or nationality, disability, pregnancy and maternity, marriage and civil partnership, sexual orientation, religion, or belief – including lack of belief.
55. When taking strategic decisions, the Council also has a statutory duty to have due regard to the need to reduce inequalities of outcome resulting from socio-economic disadvantage ('the Socio-Economic Duty' imposed under section 1 of the Equality Act 2010). In considering this, the Council must take into account the statutory guidance issued by the Welsh Ministers ([WG42004 A More Equal Wales The Socio-economic Duty Equality Act 2010 \(gov.wales\)](#)) and must be able to demonstrate how it has discharged its duty.
56. An Equalities Impact Assessment aims to identify the equalities implications of any proposed decision arising from this report, including inequalities arising from socio-economic disadvantage, and due regard should be given to the outcomes of the Equalities Impact Assessment.
57. The Well-Being of Future Generations (Wales) Act 2015 ("the Act") places a 'well-being duty' on public bodies aimed at achieving 7 national well-being goals for Wales – a Wales that is prosperous, resilient, healthier, more equal, has cohesive communities, a vibrant culture and thriving Welsh language, and is globally responsible.
58. In discharging its duties under the Act, the Council has set, and published wellbeing objectives designed to maximise its contribution to achieving the national wellbeing goals. The wellbeing objectives are set out in Cardiff's Corporate Plan 2018-21:

<http://cmsprd.cardiff.gov.uk/ENG/Your-Council/Strategies-plans-and-policies/Corporate-Plan/Documents/Corporate%20Plan%202018-21.pdf>

59. The wellbeing duty also requires the Council to act in accordance with 'sustainable development principle'. This principle requires the Council to act in a way which seeks to ensure that the needs of the present are met without comprising the ability of future generations to meet their own needs. Put simply, this means that Council decision makers must take account of the impact of their decisions on people living their lives in Wales in the future. In doing so, the Council must:

- Look to the long term.
- Focus on prevention by understanding the root causes of problems.
- Deliver an integrated approach to achieving the 7 national well-being goals.
- Work in collaboration with others to find shared sustainable solutions.
- Involve people from all sections of the community in the decisions which affect them.

The decision maker must be satisfied that the proposed decision accords with the principles above; and due regard must be given to the Statutory Guidance issued by the Welsh Ministers, which is accessible using the link below:

<http://gov.wales/topics/people-and-communities/people/future-generations-act/statutory-guidance/?lang=en>

60. The Council has to be mindful of the Welsh Language (Wales) Measure 2011 and the Welsh Language Standards when making any policy decisions and consider the impact upon the Welsh language, the report, and Equality Impact Assessment deals with all these obligations. The Council has to consider the Well-being of Future Generations (Wales) Act 2015 and how this strategy may improve the social, economic, environmental, and cultural well-being of Wales.

### **HR Implications**

61. Any proposals to review the staffing establishment to address capacity will be subject to the usual processes which include the application of the Council's Job Evaluation, post creation and recruitment processes. Where appropriate trade union consultation will be required.

### **Property Implications**

55. There are no specific property implications in respect of the Community Engagement & Safety in Parks report. Where there are any property transactions or valuations required to deliver any proposals, they should be done so in accordance with the Council's Asset Management process and in consultation with Strategic Estates and relevant service areas.



## RECOMMENDATIONS

Cabinet is recommended to:

1. Note the current activity, projects and plans relating to community engagement and safety in parks, as detailed within the report.
2. Note the content of the report and consider as part of the 2022/23 budget proposals.
3. Through the work being undertaken on the Cycle Superhighways Programme and the learning and operational experience gained from the Cycleway 4 project, authorise officers to develop a policy and design guide document to inform the future provision of lighting in parks.
4. Through Welsh Government Active Travel Funding, authorise officers to continue to submit bids that provide lighting in our parks.
5. Authorise officers to conduct a consultation exercise for the return of a locking regime for Roath Park, inclusive of Roath Pleasure Gardens and Parc Cefn Onn.

|                                   |                                                          |
|-----------------------------------|----------------------------------------------------------|
| <b>SENIOR RESPONSIBLE OFFICER</b> | <b>Neil Hanratty</b><br>Director of Economic Development |
|                                   | 14 January 2022                                          |

*The following appendices are attached:*

**Appendix A** - Parks Friends Of Groups

**Appendix B** - Community Park Ranger Service – Partner Organisations

**Appendix C** – Community Park Ranger Service – Live Projects

This page is intentionally left blank

## Appendix A - Parks Friends of Groups

| No. | Group                                     | Ward                     | Status      |
|-----|-------------------------------------------|--------------------------|-------------|
| 1   | Friends of Nant Fawr Community Woodlands  | Cyncoed                  | Constituted |
| 2   | Friends of Heath Park Woodland            | Heath                    | Constituted |
| 3   | Friends of Forest Farm                    | Whitchurch & Tongwynlais | Constituted |
| 4   | Friends of Hailey Park                    | Llandaff North           | Constituted |
| 5   | Friends of Roath Park                     | Cyncoed                  | Constituted |
| 6   | Friends of St Marys Gardens               | Whitchurch & Tongwynlais | Constituted |
| 7   | Friends of The Lan                        | Gwaloed Y Garth          | Constituted |
| 8   | Friends of Coed y felin                   | Lisvane                  | Constituted |
| 9   | Friends of Howardian Local Nature Reserve | Penylan                  | Constituted |

|    |                                                          |           |             |
|----|----------------------------------------------------------|-----------|-------------|
| 10 | Friends of Cefn Onn                                      | Lisvane   | Constituted |
| 11 | Friends of Victoria Park                                 | Canton    | Constituted |
| 12 | Friends of Penylan (Waterloo/Roath Mill & Brook Gardens) | Penylan   | Constituted |
| 13 | Friends of the Dell                                      | Fairwater | Constituted |
| 14 | Friends of Adamsdown Parks                               | Adamsdown | Constituted |
| 15 | Friends of Clare Gardens                                 | Riverside | Constituted |
| 16 | Friends of Plasturton Gardens                            | Riverside | Constituted |
| 17 | Friends of Insole Court                                  | Llandaff  | Constituted |
| 18 | Friends of Radyr Wood                                    | Radyr     | Constituted |
| 19 | Friends of Bute Park                                     | Cathays   | Constituted |
| 20 | Friends of Llynfeddw Gardens                             | Heath     | Constituted |

|    |                                        |            |                                                                              |
|----|----------------------------------------|------------|------------------------------------------------------------------------------|
| 21 | Friends of Pentre Gardens              | Grangetown | Constituted                                                                  |
| 22 | Friends of Flat Holm Island            | n/a        | Constituted                                                                  |
| 23 | Friends of Cath Cobb and St Mellons    | Trowbridge | Constituted                                                                  |
| 24 | Friends of the Reservoir (Welsh Water) | Llanishen  | Associated and constituted, working in partnership with Friends of Nant Fawr |
| 25 | Friends of Heath Sensory Garden        | Heath      | Emerging                                                                     |
| 26 | Friends of Grange Gardens              | Grangetown | Emerging                                                                     |
| 27 | Friends of Thompsons Park              | Canton     | Emerging                                                                     |
| 28 | Friends of Sanitorium Park             | Canton     | Emerging                                                                     |
| 29 | Friends of Mill Road Recreation Ground | Ely        | Emerging                                                                     |

This page is intentionally left blank

## Appendix B - Community Park Ranger Service - Partner Organisations

| No. | Partner                            | Activity/Purpose                                                                                                                                                                                                                                    |
|-----|------------------------------------|-----------------------------------------------------------------------------------------------------------------------------------------------------------------------------------------------------------------------------------------------------|
| 1   | Innovate Trust                     | Regular volunteer work engaging with adults with learning disabilities supporting seasonal conservation management work across Cardiff and environmental events.                                                                                    |
| 2   | Bumblebee Conservation Trust       | Support with the training of volunteers to assist with bumblebee monitoring and guidance on site management for bumblebees.                                                                                                                         |
| 3   | Cardiff Rivers Group               | Partnership work to co-ordinate and deliver practical conservation-based volunteer activities across Cardiff.                                                                                                                                       |
| 4   | Wales Council for Voluntary Action | The development of the Local Nature Partnership network in Cardiff, WCVA are the host funders for the 3-year Enabling Natural Resources and Well-being pilot project. Also act as host for Local Places for Nature Funding through the LNP network. |
| 5   | Keep Wales Tidy                    | Support with facilitating volunteer activity across Cardiff with a particular emphasis on litter picking and environmental improvements.                                                                                                            |
| 6   | Pedal Power                        | Supporting events and volunteer activity.                                                                                                                                                                                                           |
| 7   | Glamorgan Anglers                  | Support the management of fish breeding ponds at the Forest Farm site                                                                                                                                                                               |

|    |                                     |                                                                                                                                                  |
|----|-------------------------------------|--------------------------------------------------------------------------------------------------------------------------------------------------|
| 8  | Sustrans                            | Support volunteer activity assisting with the management of Taff, Ely, and Rhymney Trails.                                                       |
| 9  | The Ramblers Association            | Health walks and project development, also in conjunction with the Public Rights of Way team.                                                    |
| 10 | Cardiff Conservation Volunteers     | Supporting practical conservation activities across the city.                                                                                    |
| 11 | The Conservation Volunteers         | Support the facilitation of local volunteering with corporate partners in Cardiff area.                                                          |
| 12 | Community Councils                  | Community engagement and development work.                                                                                                       |
| 13 | Natural Resources Wales             | Permissions and funders, work in partnership to develop the management of SSSI, SAC, LNR's, also support for funding bids and project delivery.  |
| 14 | GE Healthcare Amersham              | Support corporate volunteers and events.                                                                                                         |
| 15 | British Horse Society               | Work to develop safe routes for horse riding in conjunction with Public Rights of Way Team.                                                      |
| 16 | Royal Society for Project of Birds  | Project partners.                                                                                                                                |
| 17 | National Probation Service          | Support environmental improvements city-wide.                                                                                                    |
| 18 | Wildlife Trust South and West Wales | Project partners, support for the delivery of the Local Places for Nature volunteer training programme, and site scoping work for Coed Caerdydd. |



|    |                                |                                                                                                                                        |
|----|--------------------------------|----------------------------------------------------------------------------------------------------------------------------------------|
| 19 | Plantlife                      | Project delivery, volunteer training, and events.                                                                                      |
| 20 | Cardiff Museum                 | Information exchange and species development work.                                                                                     |
| 21 | Cardiff University             | Project partners and support with the development and delivery of the Universities Ecosystem, Resilience and Biodiversity Action Plan. |
| 22 | Action Caerau & Ely            | Project partners and community engagement work utilising green spaces for activities and events.                                       |
| 23 | Trees For Cities               | Project partners.                                                                                                                      |
| 24 | Welsh Government               | Project funders and partners.                                                                                                          |
| 25 | Buglife                        | Project partners, support events and volunteer training.                                                                               |
| 26 | Grow Wild – RHS Gardens Kew    | Support for pollinator projects and community engagement.                                                                              |
| 27 | Dwr Cymru                      | Project partners.                                                                                                                      |
| 28 | Employee Volunteering          | Support opportunities for corporate volunteering involvement.                                                                          |
| 29 | Cardiff Council Youth Services | Site based project work and community engagement and conservation work.                                                                |

|    |                                              |                                                            |
|----|----------------------------------------------|------------------------------------------------------------|
| 30 | SEWBREC<br>(South East Wales Records Centre) | Support biodiversity records / data collection and events. |
| 31 | Gwent Wildlife Trust                         | Project partners.                                          |
| 32 | The Woodland Trust                           | Project partners.                                          |

## APPENDIX C - COMMUNITY PARK RANGER SERVICE - LIVE PROJECTS

| Project / Purpose                                                                                                                                                                                                       | Value | Grant Recipient / Lead Organisation             | Partners                                                                                                                       |
|-------------------------------------------------------------------------------------------------------------------------------------------------------------------------------------------------------------------------|-------|-------------------------------------------------|--------------------------------------------------------------------------------------------------------------------------------|
| No Net Loss Network Rail Project at Forest Farm - Habitat restoration work to woodlands, wetland, and grasslands together with interpretation and volunteer training at Forest Farm.                                    | £25k  | Cardiff Council / Community Park Ranger Service | Buglife, Friends of Forest Farm & Innovate Trust                                                                               |
| Green Infrastructure Scoping - Development of the scoping methodology for Coed Caerdydd trialled on Public Service Board partner land, brand development for Coed Caerdydd and Green Walls project on PSB partner land. | £25k  | Cardiff Council /Community Park Ranger Service  | Natural Resource Wales, Public Service Board, Wildlife Trust South and West Wales, Fire Service, South Wales Police, NHS Trust |
| Welsh Government- Forestry Industry Recovery Grant- Mechanisation to support woodland management work.                                                                                                                  | £31k  | Cardiff Council / Community Park Ranger Service | Welsh Government                                                                                                               |
| Welsh Government Green Infrastructure Grant- i-tree eco analysis and tree planting                                                                                                                                      | £100k | Cardiff Council / Community Park Ranger Service | Forest Research                                                                                                                |
| Parc Tredelerch Site improvements - Replacement benches, bins and path works (match to main Living Levels Project Funding)                                                                                              | £25k  | Cardiff Council / Community Park Ranger Service | Welsh Government (Landfill Tax Credits)                                                                                        |

|                                                                                                                                                                                      |         |                                                 |                                           |
|--------------------------------------------------------------------------------------------------------------------------------------------------------------------------------------|---------|-------------------------------------------------|-------------------------------------------|
| The Woodland Trust, Emergency Tree Fund - Tree planting, development of a tree nursery at Forest Farm, and exploration of timber use.                                                | £228k   | Cardiff Council /Community Park Ranger Service  | Woodland Trust                            |
| ENRaW Local Nature Partnership Project for Wales Network - Funding for the Local Partnership Coordinator and project work to support community groups undertaking action for nature. | £105k   | Cardiff Council / Community Park Ranger Service | Wales Council for Voluntary Action        |
| Local Places for Nature - Funding to support the Councils Pollinator Project.                                                                                                        | £419k   | Cardiff Council / Community Park Ranger Service | Wales Council for Voluntary Action        |
| Living Levels - Improvements to Parc Tredelerch, including path resurfacing and drainage, interpretation and sculptures, restoration of viewing platform and welcome signage.        | £100k   | Royal Society for the Protection of Birds       | Royal Society for the Protection of Birds |
| Caer Heritage – Restoration and improvements to Caerau Hill Fort and environs.                                                                                                       | £30k    | Action Careau & Ely / Caer Heritage             | Cardiff University                        |
| Giving Nature A Home in Cardiff -                                                                                                                                                    |         | Royal Society for the Protection of Birds       |                                           |
| <b>Total</b>                                                                                                                                                                         | £1,108k |                                                 |                                           |

**CARDIFF COUNCIL  
CYNGOR CAERDYDD****CABINET MEETING: 20 JANUARY 2022**

---

**PHYSICAL ACTIVITY AND SPORT STRATEGY****CULTURE & LEISURE (COUNCILLOR PETER BRADBURY)****AGENDA ITEM: 5**

---

**Reason for this Report**

1. To seek approval of the Physical Activity and Sport Strategy.
2. To highlight the key areas for improvement in the overall health and lifestyle choices for our citizens.

**Background**

3. Building on the Olympic and Paralympic legacy, in 2014 Cardiff achieved the accolade of European Capital for Sport, recognising the city's facility infrastructure, community sport, major event hosting and collaboration to develop sport for all. Since then, Cardiff has played host to other major international sporting events such as the UEFA Champions League Finals, Heineken Cup and Volvo Ocean Race.
4. The city's premier sports clubs, namely Cardiff City FC, Cardiff Devils, Glamorgan Cricket Club and Cardiff RFC not only provide first class facilities for thousands of supporters to watch high class sport, but they also have the power to inspire new generations of sportsmen and women, attract investment to the city, provide employment opportunities and promote Cardiff on a UK and European stage.
5. In addition, the premier clubs are collaborating with the Council and the Higher Education Sector to develop additional academy facilities such as the proposed Pentwyn Rugby Academy and community centre, the Llanrumney Football and Sports academy and the Ice Arena. All of which not only create inspirational, modern facilities for talent to thrive but also become facilities for the community to use and attach themselves to the brands of our Cardiff premier clubs.
6. Cardiff is recognised worldwide for its sporting credentials and has used Sport as a means to drive tourism and regeneration through its major events and

developments such as the Principality Stadium and Cardiff Bay, where Sport and Leisure has been the key driver to attract investment

7. Further developments in the city have included the new Ice Arena, new 3G pitches, investment in our Leisure Centres through our operating partner Greenwich Leisure Limited (GLL), high class sports facilities at Eastern Campus and Cardiff West Community High Schools and Elite training facilities at our university sites.
8. Investment in 3G playing surfaces over recent years with more planned in the near future has raised the aspirations of local communities such as Rumney, Trowbridge and St Mellons as well as Caerau and Ely where the new pitches are serving local clubs, improving playing standards and ensuring training and fixtures are never cancelled due to wet weather. They are designed to meet the standards of the National Governing Bodies to ensure Cardiff teams can escalate through the league pyramid to the highest levels possible.
9. More new facilities are currently in the pipeline and being progressed including a proposed new Velodrome, Off Road Bike and Quad Track, Closed Circuit Bike and Scooter Track and an indoor centre for Extreme Sport at the International Sports Village. A new International BMX track is being delivered at Llanrumney, and destination Skate Parks and Multi Use Sports facilities across the city in Parks.
10. The Council's partnerships with Cardiff Rugby, Cardiff City and Glamorgan Cricket have seen extensive community schemes unlocking their brand to create interest and grow participation. As a result, we have an emerging Playing Pitch Strategy which identifies the current and future trends in these sports and the need for more artificial pitches and different operating models that empowers clubs, Leagues and National Governing Bodies for Sport to take a greater role in securing and investing in existing facilities. It is intended that this strategy will be presented to Cabinet in the spring/summer of 2022.
11. Some success has been achieved through the transfer of assets from the Council to clubs and societies, where in each case there has been investment through grant aid, voluntary workforce, improved facilities, increased participation through programming and improved playing pitch standards. Examples include:
  - Victoria Park Bowls and Pavilion converted to a Beach Volleyball and Community facility.
  - Splott Changing Rooms, Pavilion and Grass Pitch to Splott Albion FC.
  - Maes Y Coed Changing Rooms and pitches to St Joseph's RFC/FC.
  - Llwynfedw Gardens Pavilion and Outdoor Courts to the Friends Group
  - Lydstep Park to Cardiff Dracs FC.
  - Sevenoaks Garages converted to a Boxing Club for St Joseph's BC.
  - John Reynolds Centre converted to a Boxing Club and community facility with Llanrumney BC.
  - Trelai Park Pavilion and Green to Caerau/Ely Sports Trust.

12. Cardiff has over 400 sports clubs all of which have a motivated and enthusiastic team of volunteers. This voluntary sector is the backbone of grass roots sport and physical activity in in the city. Without these voluntary clubs providing opportunities for participation, coaching, administration and social interaction, there would be significant gaps in provision and the Council recognises the important role that the voluntary sector play in this regard.
13. Through the 21<sup>st</sup> Century Schools delivery programme, the Council is investing significantly in high class sports facilities that will improve standards in curriculum time, encourage more pupils to take part in activities and be available to the local community to provide opportunities for school pupils to link with their local clubs for long term participation. In Primary schools there is an enormous amount being done both in curriculum and extra curriculum time to encourage young children to be active, eat healthily and promote healthy lifestyles. Many schools offer after school sports clubs linking with the professional clubs and their local community clubs.
14. There are a range of initiatives aimed at breaking down barriers to participation where participation is low such as Women and Girls, BaME community, Welsh speakers, disability and LGBTQ community, albeit there is a great deal more to be done in these areas. We recognise that for some communities, especially those with minimal local sports clubs and facilities, a more flexible approach to delivery may be needed to ensure inequalities are targeted. This may include more direct targeted and hands on approach.
15. The Council has strong and positive relationships with its major clubs, community clubs, higher and further education providers, BAME leaders, public health, private sector providers and the voluntary sector. Through these partnerships there are a variety of targeted action plans and programmes that aim to tackle knife crime, anti-social behaviours, bullying, smoking, drugs and alcohol misuse, and emerging gang crime.
16. In terms of public health, the GP Referral scheme links closely with doctors surgeries and healthcare professionals to encourage patients into prescribed physical activity by linking the surgeries with their local leisure centre gym and our operating partners GLL. The Council has partnered with Public Health to look at the growing problem of obesity, inactivity and sedentary lifestyles in Cardiff where the life expectancy of citizens in the southern arc of the city is on average 18 years less than those who live in the North. This trend has placed a burden on the Health Service with increasing numbers of the population suffering from Heart Disease, Stroke and Type 2 Diabetes at a significant cost to the public purse. With these growing levels of obesity and inactivity there is a need to develop a whole system approach with Cardiff & Vale University Health Board and key stakeholders to address this issue with a Strategy that all partners can engage with to improve the health of our citizens for the long term through interventions and prevention. Regular physical activity is proven to help prevent and treat noncommunicable diseases (NCDs) such as heart disease, stroke, diabetes and breast and colon cancer. It also helps to prevent hypertension, overweight and obesity and can improve mental health, quality of life and well-being. Indeed, during the lockdown periods of the Pandemic, we have seen the

spotlight on mental well-being in particular and the benefits of accessing the outdoors to help alleviate such issues.

17. Cardiff, like many other major cities has a growing competitive market of private gym and leisure providers. The education sector including Cardiff University, Cardiff Metropolitan University, Cardiff and Vale College, Private Schools and our own school's estate are providing facilities for sports and physical activity participation. The major clubs in Cardiff namely, Cardiff City Football Club, Cardiff Rugby Club, Glamorgan Cricket Club and Cardiff Devils Ice Hockey Club have a community development service providing opportunities for participation.
18. Welsh Government set a policy for the Health and Wellbeing of our Future Generations in 2015 setting out key themes for public bodies to develop. The new law strives to make Wales a better place to live in now and in the future. The new law has 7 goals, these are the Wellbeing Goals:
  - i. A globally responsible Wales
  - ii. A prosperous Wales
  - iii. A resilient Wales
  - iv. A healthier Wales
  - v. A more equal Wales
  - vi. A Wales of cohesive communities
  - vii. A Wales of vibrant culture and thriving Welsh language
19. The Council has included references and actions to deliver against the key themes of the Future Generations policy in its Corporate Plan setting long term measurable plans for service areas. The Physical Activity and Sport strategy will cut across several of the Wellbeing Goals and will bring together partners and other public bodies to deliver its objectives for the improvement in life for the long term. The Council's relationship with the key stakeholders, as set out in this report, allows expertise, knowledge and resources to be brought together in a coordinated way to deliver a shared strategy to respond to the Wellbeing Goals and to deliver the best outcomes for the city's citizens.

## **Issues**

20. Although Cardiff is well blessed with facilities and key partners that are involved in the delivery of Physical Activity and Sport in Cardiff, this provision is fragmented and there needs to be a clear and deliverable strategy that has measurable outcomes to avoid duplication, maximise resources and make a step change in the growing number of inactive and unhealthy people in Cardiff.
21. Physical Activity and Sport is a discretionary service with limited opportunity to access significant long-term funding to sustain long term behavioural change.
22. The Physical Activity and Sport sector has found it difficult to articulate and evidence the benefits to Health in order to secure support from the larger health budgets for both intervention and preventative investment.



23. A number of national schemes have been introduced to tackle inactivity and poor health most recently the '*Move More Eat Healthy*' campaign. However, the lack of a cohesive and joint strategy where campaigns and the resources of key stakeholders can be focussed on a shared vision and goal is currently lacking.
24. In a recent Audit Wales review of the Council's Leisure Services contract with Greenwich Leisure Ltd., Audit Wales recommended the completion of a Leisure Strategy.

## **Strategy**

25. Through the Joint Venture with Cardiff Metropolitan University, Sport Cardiff has led on the creation of a new strategic approach to the development of physical activity & sport across the city. In doing this, they have established a strategy development group in partnership with Cardiff Council, Cardiff Metropolitan University, Cardiff & Vale University Health Board and Public Health Wales.
26. Following initial scoping discussions, it was agreed to develop a strategy that aligned with the Global Action Plan for Physical Activity (GAPPA) developed by the World Health Organisation attached at Appendix 1. This was to ensure Cardiff is at the forefront of thinking and developments around driving systemic changes across sport & physical activity landscapes.
27. Consequently, funding from Public Health Wales was made available to support the appointment of a consultant who would work with the group to develop the strategy. Nick Cavill Associates were appointed, who are regarded as a leader in applying 'systems thinking' to solve complex health & activity challenges. The systems approach to developing the strategy aligns to the core ethos of the GAPPA and represented an insightful way to draw together and gather feedback from a wide group of people.
28. During the pandemic a number of virtual workshops with a cross-section of partners & stakeholders from across the city were held. These led to the creation of a systems map for Cardiff highlighting the various inter-connections and partnerships required to drive meaningful and sustainable improvement across the city.
29. From this work a draft strategy was developed which was presented to the Public Service Board in August 2021 attached at Appendix 2. The draft strategy set out the following vision and key areas for development and collaboration.

## **Vision & Objectives**

30. The agreed draft vision for the strategy is:

*"Cardiff to be the best city in the UK to be physically active, from walking, cycling and activity in daily life through to internationally renowned sport"*

31. This is underpinned by 4 key action areas:
  - Active Environments

- Active Societies
- Active People
- Active Systems

Plans to deliver against each of these action areas are set out in the strategy document attached at Appendix 2.

32. The strategy has identified four key objectives:
- 1) Change Social Norms around Physical Activity
  - 2) Reduce sedentary lifestyles
  - 3) Increase participation in regular physical activity and sport
  - 4) Reduce inequalities

### **Governance**

33. At the Public Service Board meeting in August 2021, it was agreed that to drive this strategy forward there was a need to create an Executive Leadership Board which would include representation from key stakeholders across the city. This group is comprised of the following multi agencies, and the Terms of Reference are attached at Appendix 3:
- Chair: Leader of Cardiff Council & Chair of Cardiff Public Services Board
  - Executive Director of Public Health, Cardiff and Vale University Health Board
  - Cabinet Member for Culture and Leisure, Cardiff Council
  - Cabinet Member for Strategic Planning & Transport, Cardiff Council
  - Chief Executive of Cardiff Third Sector Council, C3SC
  - OM Sport, Leisure & Development, Cardiff Council
  - Director of Sport, Cardiff Met University
  - Director of Sport, Cardiff University
  - Physical Activity Lead for Public Health Wales
  - Sport Wales
  - Head of Service for GLL
  - Cardiff Met University and Research and Evaluation Group Chair
  - Operational leads from Cardiff Metropolitan University and Cardiff and Vale Public Health Team
34. Through the Leadership Board, external stakeholders will be encouraged to adopt the strategy and align themselves to its key action areas to achieve a greater number of outcomes and improvements to Health and Wellbeing of our citizens. It is also intended that Council Service Areas will adopt the strategy with applicable themes included in Directorate Delivery Plans and reported quarterly through the Councils corporate performance reporting processes.

## **Key delivery considerations**

35. Like many UK and port cities, Cardiff has a very diverse, multi-cultural population. The strategy will serve to address participation in physical activity by targeting resources towards underrepresented groups particularly in the Southern Arc of the city where barriers to sport and physical activity exist. Specific areas of focus will be included in the developing action plans to tackle these barriers in areas such as the homelessness, lower socio-economic areas, BaME groups, women and girls and disability inclusion.
36. The impact of the COVID-19 pandemic has highlighted the importance of physical activity with more people taking advantage of accessing Public Open spaces by walking, jogging and cycling. As we emerge from the pandemic, there is an opportunity to capture and build upon the new trends that citizens have adopted during lockdown periods. In addition to the positive impacts, behavioural changes and habits have been observed with rising cases of youth annoyance and violent behaviour amongst young people. This will be addressed through the Council's Youth Service and through collaboration with the 3<sup>rd</sup> sector and other public bodies.
37. Aligning delivery to the structure of Public Health Boards in Wales could provide the opportunity to challenge the proposed Sport Wales regionalisation model with a move to a Cardiff and Vale region for Physical and Activity helping to closely align Public Health and Sport and Physical Activity resources for the greatest impact.
38. The adoption of the Physical Activity and Sport Strategy by Cabinet fulfils the Audit Wales recommendation for the Council to produce a Leisure Strategy.

## **Scrutiny Consideration**

39. The Economy & Culture Scrutiny Committee are due to consider this item on 19 January 2022. Any comments received will be circulated at the Cabinet meeting.

## **Reason for Recommendations**

40. To bring key stakeholders together through agreed strategic themes to avoid fragmentation and assure a more collaborative approach to delivery and resourcing for Physical Activity and Sport.
41. To evidence the benefits of Physical Activity and Sport with a view to gaining additional resources from statutory bodies and making a step change in the habits and health of citizens.

## **Financial Implications**

42. The report and appendices set out a number of objectives and initiatives in relation to the aim of improving the health and wellbeing of our communities through adoption of the physical activity and sport strategy for Cardiff.

43. Additional financial implications are not identified and any increased funding requirement as a result of the strategy proposals will need to be met within existing revenue and capital resources or through the identification of additional external funding opportunities.

### **Legal Implications**

44. This report proposes to adopt a strategy for improvement of health by physical activity and sports and establishing terms of reference for the Leadership Group. Legal Services are instructed that the Leadership Group is not intended a separate decision-making body to the Council but is a forum in which stakeholders can discuss an aligned strategy to promote the issues raised in this report. Specific advice should be obtained on actions arising from this forum as they arise prior to implementation, where required, to ensure the Council complies with any legal or procedural requirements.

### **Equalities & Welsh Language**

45. In considering this matter the decision maker must have regard to the Council's duties under the Equality Act 2010 (including specific Welsh public sector duties). Pursuant to these legal duties Councils must, in making decisions, have due regard to the need to (1) eliminate unlawful discrimination, (2) advance equality of opportunity and (3) foster good relations on the basis of protected characteristics. Protected characteristics are: (a). Age, (b) Gender reassignment (c) Sex (d) Race – including ethnic or national origin, colour or nationality, (e) Disability, (f) Pregnancy and maternity, (g) Marriage and civil partnership, (h) Sexual orientation (i) Religion or belief –including lack of belief.
46. When taking strategic decisions, the Council also has a statutory duty to have due regard to the need to reduce inequalities of outcome resulting from socio-economic disadvantage ('the Socio-Economic Duty' imposed under section 1 of the Equality Act 2010). In considering this, the Council must take into account the statutory guidance issued by the Welsh Ministers ([WG42004 A More Equal Wales The Socio-economic Duty Equality Act 2010 \(gov.wales\)](#)) and must be able to demonstrate how it has discharged its duty.
47. An Equalities Impact Assessment should be considered to identify the equalities implications of the proposed decision, including inequalities arising from socio-economic disadvantage, and due regard should be given to the outcomes of the Equalities Impact Assessment.
48. The decision maker should be mindful of the Welsh Language (Wales) Measure 2011 and the Welsh Language Standards.

### **The Well-being of Future Generations (Wales) Act 2015**

49. The Well-Being of Future Generations (Wales) Act 2015 ('the Act') places a 'well-being duty' on public bodies aimed at achieving 7 national well-being goals for Wales - a Wales that is prosperous, resilient, healthier, more equal, has cohesive communities, a vibrant culture and thriving Welsh language, and is globally

responsible. In discharging its duties under the Act, the Council has set, and published well-being objectives designed to maximise its contribution to achieving the national well-being goals. The wellbeing objectives are set out in Cardiff's Corporate Plan 2020 -23.

50. When exercising its functions, the Council is required to take all reasonable steps to meet its wellbeing objectives. This means that the decision makers should consider how the proposed decision will contribute towards meeting the wellbeing objectives and must be satisfied that all reasonable steps have been taken to meet those objectives.
51. The wellbeing duty also requires the Council to act in accordance with a 'sustainable development principle'. This principle requires the Council to act in a way which seeks to ensure that the needs of the present are met without compromising the ability of future generations to meet their own needs. Put simply, this means that Council decision makers must take account of the impact of their decisions on people living their lives in Wales in the future. In doing so, the Council must:
- Look to the long term
  - Focus on prevention by understanding the root causes of problems
  - Deliver an integrated approach to achieving the 7 national well-being goals
  - Work in collaboration with others to find shared sustainable solutions
  - Involve people from all sections of the community in the decisions which affect them

The decision maker must be satisfied that the proposed decision accords with the principles above; and due regard must be given to the Statutory Guidance issued by the Welsh Ministers, which is accessible on line using the link below: <http://gov.wales/topics/people-and-communities/people/future-generations-act/statutory-guidance/?lang=en>

#### Policy and Budget Framework

52. The decision maker must be satisfied that the proposal is within the Policy and Budget Framework, if it is not then the matter must be referred to Council.

#### Property Implications

53. There are no specific property implications in respect of the Physical Activity and Sport Strategy report. Where there are any property transactions or valuations required to deliver any proposals, they should be done so in accordance with the Council's Asset Management process and in consultation with Strategic Estates and relevant service areas.

#### Human Resources Implications

54. There are no HR implications arising from the recommendations in this report

## RECOMMENDATIONS

Cabinet is recommended to:

- 1) Endorse the Physical Activity & Sport Strategy attached at Appendix 2.
- 2) Endorse the governance arrangements attached at Appendix 3

|                                   |                                                          |
|-----------------------------------|----------------------------------------------------------|
| <b>SENIOR RESPONSIBLE OFFICER</b> | <b>Neil Hanratty</b><br>Director of Economic Development |
|                                   | 14 January 2022                                          |

*The following appendices are attached*

**Appendix 1:** GAPPA

**Appendix 2:** Physical Activity and Sport Strategy

**Appendix 3:** Leadership Group, Terms of Reference

# MORE ACTIVE PEOPLE FOR A HEALTHIER WORLD



# A VISION FOR A MORE ACTIVE WORLD

Regular physical activity is proven to help prevent and treat noncommunicable diseases (NCDs) such as heart disease, stroke, diabetes and breast and colon cancer. It also helps prevent hypertension, overweight and obesity and can improve mental health, quality of life and well-being. Yet, much of the world is becoming less active. As countries develop economically, levels of inactivity increase. In some countries, these levels can be as high as 70%, due to changing transport patterns, increased use of technology, cultural values and urbanization.

**Failure to act to increase levels of physical activity will see related costs continue to rise, with negative impacts on health systems, the environment, economic development, community well-being and quality of life.**

This new global action plan to promote physical activity responds to the requests by countries for updated guidance, and a framework of effective and feasible policy actions to increase physical activity at all levels. The plan sets out four objectives and recommends 20 policy actions that are universally applicable to all countries and address the multiple cultural, environmental and individual determinants of inactivity.

**Effective implementation will require bold leadership combined with cross-government and multisectoral partnerships at all levels to achieve a coordinated, whole-of-system response.**

The World Health Organization will support countries to scale up and strengthen their response with evidence-based policy solutions, guidelines and implementation tools, and will monitor global progress and impact.

---

*There are many ways to be active – walking, cycling, sport, active recreation, dance and play – and many policy opportunities to increase participation.*

---

## GOAL TO REDUCE PHYSICAL INACTIVITY

**BY 2025**  
**10%**

**BY 2030**  
**15%**



# 1 CREATE ACTIVE SOCIETIES

## SOCIAL NORMS AND ATTITUDES

Create a paradigm shift in all of society by enhancing knowledge and understanding of, and appreciation for, the multiple benefits of regular physical activity, according to ability and at all ages.



# 2 CREATE ACTIVE ENVIRONMENTS

## SPACES AND PLACES

Create and maintain environments that promote and safeguard the rights of all people, of all ages, to have equitable access to safe places and spaces, in their cities and communities, in which to engage in regular physical activity, according to ability.



# 3 CREATE ACTIVE PEOPLE

## PROGRAMMES AND OPPORTUNITIES

Create and promote access to opportunities and programmes, across multiple settings, to help people of all ages and abilities to engage in regular physical activity as individuals, families and communities.



# 4 CREATE ACTIVE SYSTEMS

## GOVERNANCE AND POLICY ENABLERS

Create and strengthen leadership, governance, multisectoral partnerships, workforce capabilities, advocacy and information systems across sectors to achieve excellence in resource mobilization and implementation of coordinated international, national and subnational action to increase physical activity and reduce sedentary behaviour.



# PHYSICAL ACTIVITY HAS MULTIPLE HEALTH, SOCIAL AND ECONOMIC BENEFITS

AND CAN CONTRIBUTE TO ACHIEVING THE 2030 SUSTAINABLE DEVELOPMENT GOALS (SDGs).

Policy action on physical activity is interconnected with 13 SDGs



Working in partnership and investing in policy actions to promote walking, cycling, sport, active recreation and play can promote community well-being and quality of life for all.

# WHAT IS THE WORLD HEALTH ORGANIZATION GOING TO DO?

Working in partnerships, WHO will support countries to implement a whole-of-community approach to increase levels of physical activity in people of all ages and abilities. Global, regional and national coordination and capacity will be strengthened to respond to needs for technical support, innovation and guidance.

## WHO will focus on the following key areas:



**Facilitate and promote multisector partnerships**



**Develop and disseminate policy, guidelines and tools**



**Catalyse innovation and digital solutions**



**Advocate for policy action, partnerships and community participation**



**Support knowledge transfer**



**Promote investment in research and evaluation**



**Support resource mobilization**



**Provide technical support**



**Partner to strengthen workforce capacity**



**Monitor progress and impact**

# WHOLE OF GOVERNMENT SOLUTIONS FOR PHYSICAL INACTIVITY

This global action plan provides a “systems-based” roadmap for all countries to enable national and subnational action to increase physical activity and reduce sedentary behaviour.

---

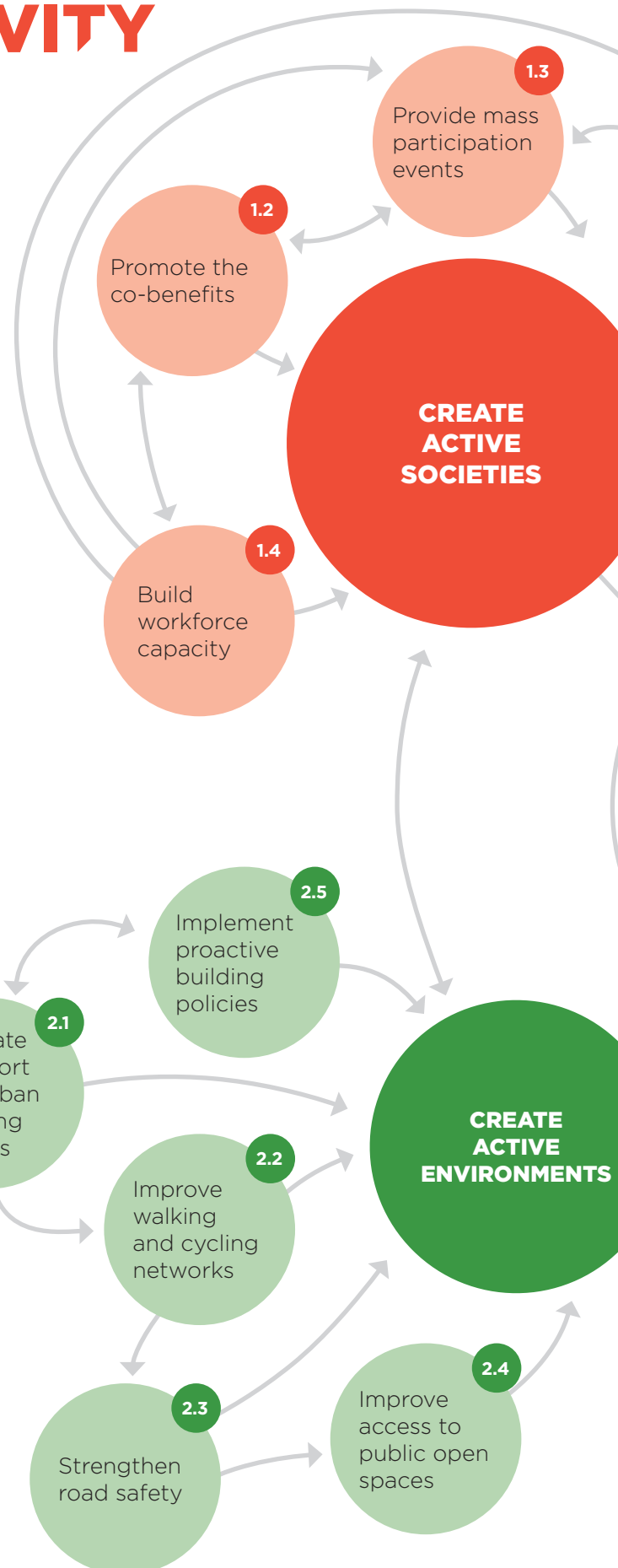
*Increasing physical activity requires a systems-based approach - there is no single policy solution*

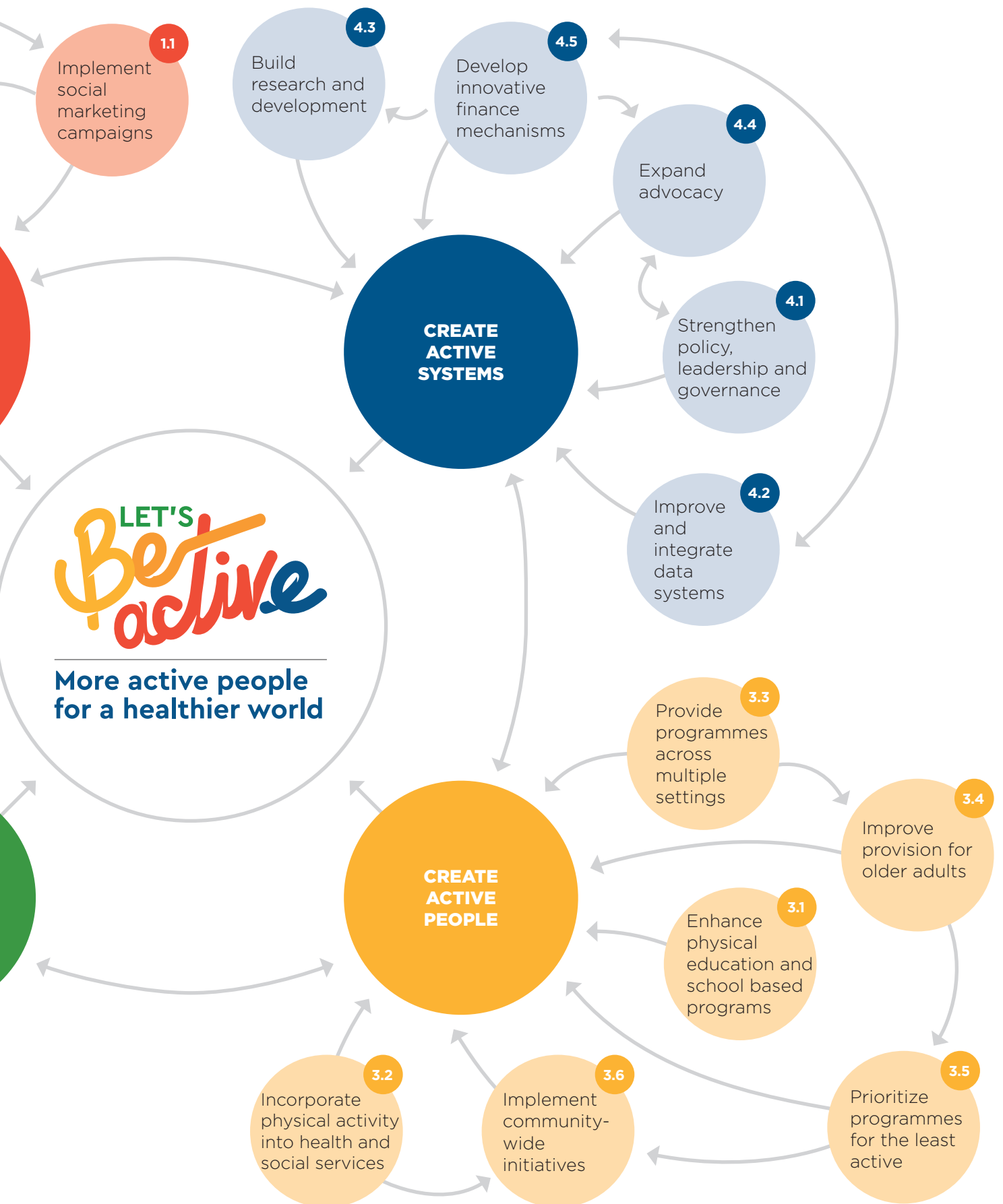
---

## WHAT IS A ‘SYSTEMS-BASED’ APPROACH?

A systems-based approach recognizes the interconnectedness and adaptive interaction of multiple influences on physical activity. It shows the numerous opportunities for policy action by different stakeholders to reverse current trends in inactivity and how they interact on multiple levels.

Implementation requires a collective and coordinated response across the settings where people live, work and play by all relevant stakeholders, at all levels, to ensure a more active future.







[www.who.int/lets-be-active/en/](http://www.who.int/lets-be-active/en/)  
#Beactive  
Contact us: [letsbeactive@who.int](mailto:letsbeactive@who.int)

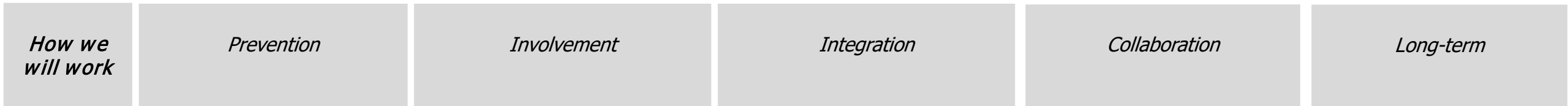
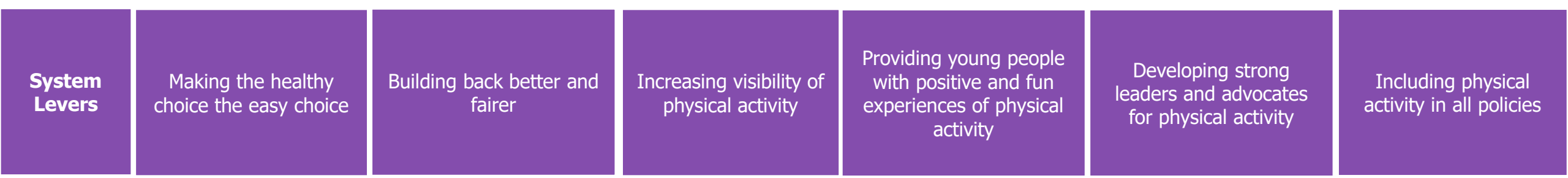


**VISION:** Cardiff is the best city in the UK to be physically active, from walking, cycling and activity in daily life through to internationally-renowned sport

**AIM:** Improve the health and wellbeing of our communities through physical activity and sport

| Objectives             | 1. Change social norms around physical activity                                                 | 2. Reduce sedentary lifestyles                               | 3. Increase participation in regular physical activity and sport                                                                                                                                                                                                                                                   | 4. Reduce inequalities                                                                                                                                                                                     |
|------------------------|-------------------------------------------------------------------------------------------------|--------------------------------------------------------------|--------------------------------------------------------------------------------------------------------------------------------------------------------------------------------------------------------------------------------------------------------------------------------------------------------------------|------------------------------------------------------------------------------------------------------------------------------------------------------------------------------------------------------------|
| Examples of indicators | % of population who agree that 'physical activity is a normal part of everyday life in Cardiff' | % of the population active for less than 30 minutes per week | % of the population active at recommended levels. For adults at least 150 minutes (2 1/2 hours) of moderate intensity activity or 75 minutes of vigorous intensity activity per week. For children moderate-to-vigorous intensity physical activity for an average of at least 60 minutes per day across the week. | Difference in the % sedentary and active between population sub-groups according to gender; socio-economic status; disability/long-term health conditions and Black Asian and Minority Ethnic communities. |

**What we will do**  
 Take a *whole system approach* across Cardiff. This means bringing together a wide *range of partners*; taking *coordinated action* across four key areas; and focusing on *system levers* (where a small shift can create large changes).



# Physical Activity and Sport Strategy for Cardiff (2022-2027)

**VISION:** Cardiff is the best city in the UK to be physically active, from walking, cycling and activity in daily life through to internationally-renowned sport

**AIM:** Improve the health and wellbeing of our communities through sport and physical activity

| Objectives | 1. Change social norms around physical activity | 2. Reduce sedentary lifestyles | 3. Increase participation in regular physical activity and sport | 4. Reduce inequalities |
|------------|-------------------------------------------------|--------------------------------|------------------------------------------------------------------|------------------------|
|------------|-------------------------------------------------|--------------------------------|------------------------------------------------------------------|------------------------|

## Active Systems

"There is a strong leadership for physical activity across Cardiff. Partners understand the physical activity system, and their part in it. We make sure all new public policies emphasise the opportunities to be active. There is a strong research and development function so we can learn what works and improve."

Page 368

| Examples of actions | <ul style="list-style-type: none"> <li>Coordinate action on physical activity at the highest possible level</li> <li>Ensure funding and investment for physical activity across the system</li> <li>Build strong coordination of the research and development function</li> </ul> | <ul style="list-style-type: none"> <li>Ensure progress on the strategy is being monitored and evaluated</li> <li>Audit public policies to maximise the extent to which they are physical activity-friendly</li> <li>Identify public policies which may counteract our vision in this Strategy.</li> </ul> |
|---------------------|-----------------------------------------------------------------------------------------------------------------------------------------------------------------------------------------------------------------------------------------------------------------------------------|-----------------------------------------------------------------------------------------------------------------------------------------------------------------------------------------------------------------------------------------------------------------------------------------------------------|
|---------------------|-----------------------------------------------------------------------------------------------------------------------------------------------------------------------------------------------------------------------------------------------------------------------------------|-----------------------------------------------------------------------------------------------------------------------------------------------------------------------------------------------------------------------------------------------------------------------------------------------------------|

| System Levers                         | Making the healthy choice the easy choice                                                                                                                                                                                                                                                                  | Building back better and fairer                                                                                                                                                                                                 | Increasing visibility of physical activity                                                                                                                                                                                           | Providing young people with positive and fun experiences of physical activity                                                                                                                    | Developing strong leaders and advocates for physical activity                                                                                                                       | Including physical activity in all policies                                                                                                                                                                                  |  |
|---------------------------------------|------------------------------------------------------------------------------------------------------------------------------------------------------------------------------------------------------------------------------------------------------------------------------------------------------------|---------------------------------------------------------------------------------------------------------------------------------------------------------------------------------------------------------------------------------|--------------------------------------------------------------------------------------------------------------------------------------------------------------------------------------------------------------------------------------|--------------------------------------------------------------------------------------------------------------------------------------------------------------------------------------------------|-------------------------------------------------------------------------------------------------------------------------------------------------------------------------------------|------------------------------------------------------------------------------------------------------------------------------------------------------------------------------------------------------------------------------|--|
| Examples of leverage points in action | Creating healthy supportive environments for physical activity makes it easier to be active and <b>increases</b> footfall which <b>builds</b> feelings of community safety, which in turn <b>helps</b> people to be active in their communities and <b>improves</b> social norms around physical activity. | Building on increased interest in physical activity following COVID-19 and <b>providing</b> positive opportunities helps <b>develop</b> community spirit and <b>builds</b> acceptance of physical activity as 'the new normal'. | Staging public sport or activity events in parks and green spaces <b>increases</b> visibility of physical activity as normal behaviour and <b>improves</b> perceptions of the park which in turn <b>inspires</b> people to be active | Emphasising enjoyable fun physical activity opportunities for young people <b>builds</b> skills and confidence, <b>creates</b> habits for life, and <b>improves</b> family enjoyment of activity | Public leaders and politicians showing visible support and advocacy for physical activity <b>improves</b> public perception and <b>supports</b> creation of healthy public policies | Ensuring physical activity is part of all public policies <b>supports</b> actions to create active environment, societies and people, which <b>changes</b> social norms and <b>increases</b> demand for new healthy policies |  |



# Physical Activity and Sport Strategy for Cardiff (2022-2027)

**VISION:** Cardiff is the best city in the UK to be physically active, from walking, cycling and activity in daily life through to internationally-renowned sport

**AIM:** Improve the health and wellbeing of our communities through sport and physical activity

| Objectives | 1. Change social norms around physical activity | 2. Reduce sedentary lifestyles | 3. Increase participation in regular physical activity and sport | 4. Reduce inequalities |
|------------|-------------------------------------------------|--------------------------------|------------------------------------------------------------------|------------------------|
|------------|-------------------------------------------------|--------------------------------|------------------------------------------------------------------|------------------------|

## Active Environments

*"Cardiff's built and natural environment supports and enables our population to be physically active. We value, invest in and promote our green and blue spaces, ensuring equitable access to all, and that communities are connected to the space around them. We support and prioritise healthy travel (walking, cycling, other forms of mobility involving the use of wheels including wheelchairs, scooters and skates, and the use of public transport) including discouraging the use of the car for short journeys. Collectively we actively look for policies and environmental 'nudges' that can encourage physical activity in everyday life."*

|                                 |                                                                                                                                                                                                                                                                                                                                                                                                                                                                                                                                              |                                                                                                                                                                                                                                                                                                                                                                                                              |
|---------------------------------|----------------------------------------------------------------------------------------------------------------------------------------------------------------------------------------------------------------------------------------------------------------------------------------------------------------------------------------------------------------------------------------------------------------------------------------------------------------------------------------------------------------------------------------------|--------------------------------------------------------------------------------------------------------------------------------------------------------------------------------------------------------------------------------------------------------------------------------------------------------------------------------------------------------------------------------------------------------------|
| Page 369<br>Examples of actions | <ul style="list-style-type: none"> <li>Celebrating and increasing use of our great green and blue spaces, with a focus on increasing equitable access</li> <li>Public events in parks and green space including sports and non-sports events</li> <li>Improving walking infrastructure including lighting to increasing feelings of community safety</li> <li>Campaigns and promotions to change social norms around cycling (and walking)</li> <li>Audit and investment in facilities – building what is right for the community</li> </ul> | <ul style="list-style-type: none"> <li>Building and maintaining active travel networks – especially bike lanes and school travel</li> <li>Implementing city-wide speed limits</li> <li>Considering other ways to restrict motor vehicle access</li> <li>Leading by example: publicity of politicians cycling to work</li> <li>Ensure environment and transport policies support physical activity</li> </ul> |
|---------------------------------|----------------------------------------------------------------------------------------------------------------------------------------------------------------------------------------------------------------------------------------------------------------------------------------------------------------------------------------------------------------------------------------------------------------------------------------------------------------------------------------------------------------------------------------------|--------------------------------------------------------------------------------------------------------------------------------------------------------------------------------------------------------------------------------------------------------------------------------------------------------------------------------------------------------------------------------------------------------------|

| System Levers | Making the healthy choice the easy choice | Building back better and fairer | Increasing visibility of physical activity | Providing young people with positive and fun experiences of physical activity | Developing strong leaders and advocates for physical activity | Including physical activity in all policies |
|---------------|-------------------------------------------|---------------------------------|--------------------------------------------|-------------------------------------------------------------------------------|---------------------------------------------------------------|---------------------------------------------|
|---------------|-------------------------------------------|---------------------------------|--------------------------------------------|-------------------------------------------------------------------------------|---------------------------------------------------------------|---------------------------------------------|

| Examples of leverage points in action | Creating healthy supportive environments for physical activity makes it easier to be active and <b>increases</b> footfall which <b>builds</b> feelings of community safety, which in turn <b>helps</b> people to be active in their communities and <b>improves</b> social norms around physical activity. | Building on increased interest in physical activity following COVID-19 and <b>providing</b> positive opportunities helps <b>develop</b> community spirit and <b>builds</b> acceptance of physical activity as 'the new normal'. | Staging public sport or activity events in parks and green spaces <b>increases</b> visibility of physical activity as normal behaviour and <b>improves</b> perceptions of the park which in turn <b>inspires</b> people to be active | Emphasising enjoyable fun physical activity opportunities for young people <b>builds</b> skills and confidence, <b>creates</b> habits for life, and <b>improves</b> family enjoyment of activity | Public leaders and politicians showing visible support and advocacy for physical activity <b>improves</b> public perception and <b>supports</b> creation of healthy public policies | Ensuring physical activity is part of all public policies <b>supports</b> actions to create active environment, societies and people, which <b>changes</b> social norms and <b>increases</b> demand for new healthy policies |
|---------------------------------------|------------------------------------------------------------------------------------------------------------------------------------------------------------------------------------------------------------------------------------------------------------------------------------------------------------|---------------------------------------------------------------------------------------------------------------------------------------------------------------------------------------------------------------------------------|--------------------------------------------------------------------------------------------------------------------------------------------------------------------------------------------------------------------------------------|--------------------------------------------------------------------------------------------------------------------------------------------------------------------------------------------------|-------------------------------------------------------------------------------------------------------------------------------------------------------------------------------------|------------------------------------------------------------------------------------------------------------------------------------------------------------------------------------------------------------------------------|
|---------------------------------------|------------------------------------------------------------------------------------------------------------------------------------------------------------------------------------------------------------------------------------------------------------------------------------------------------------|---------------------------------------------------------------------------------------------------------------------------------------------------------------------------------------------------------------------------------|--------------------------------------------------------------------------------------------------------------------------------------------------------------------------------------------------------------------------------------|--------------------------------------------------------------------------------------------------------------------------------------------------------------------------------------------------|-------------------------------------------------------------------------------------------------------------------------------------------------------------------------------------|------------------------------------------------------------------------------------------------------------------------------------------------------------------------------------------------------------------------------|

# Physical Activity and Sport Strategy for Cardiff (2022-2027)

**VISION:** Cardiff is the best city in the UK to be physically active, from walking, cycling and activity in daily life through to internationally-renowned sport

**AIM:** Improve the health and wellbeing of our communities through sport and physical activity

| Objectives | 1. Change social norms around physical activity | 2. Reduce sedentary lifestyles | 3. Increase participation in regular physical activity and sport | 4. Reduce inequalities |
|------------|-------------------------------------------------|--------------------------------|------------------------------------------------------------------|------------------------|
|------------|-------------------------------------------------|--------------------------------|------------------------------------------------------------------|------------------------|

## Active Societies

*"It is normal to be regularly physically active in Cardiff – everybody is doing it! There is an activity 'buzz' in the city as people find different ways to enjoy physical activity together. We build communities around physical activity and sport and support each other, in 'real life' and online. Through communications and social media we regularly promote the value of physical activity for health, environmental and community benefits."*

| Examples of actions | <ul style="list-style-type: none"> <li>• Communications – including social media – to build positive image of physical activity</li> <li>• Universal messages to encourage all people to be more active, alongside targeting of the least active</li> <li>• Promote the simple messages</li> <li>• Encouraging conversations about physical activity in primary care</li> <li>• Sports clubs for all ages and abilities – making physical activity the norm</li> </ul> | <ul style="list-style-type: none"> <li>• Appoint a physical activity or active living 'Ambassador' to show leadership</li> <li>• Creating a network of organisations to lead and advocate for physical activity</li> <li>• Developing a network of volunteers to support active events</li> <li>• Building community support for activity (and reducing resistance)</li> </ul> |
|---------------------|------------------------------------------------------------------------------------------------------------------------------------------------------------------------------------------------------------------------------------------------------------------------------------------------------------------------------------------------------------------------------------------------------------------------------------------------------------------------|--------------------------------------------------------------------------------------------------------------------------------------------------------------------------------------------------------------------------------------------------------------------------------------------------------------------------------------------------------------------------------|
|---------------------|------------------------------------------------------------------------------------------------------------------------------------------------------------------------------------------------------------------------------------------------------------------------------------------------------------------------------------------------------------------------------------------------------------------------------------------------------------------------|--------------------------------------------------------------------------------------------------------------------------------------------------------------------------------------------------------------------------------------------------------------------------------------------------------------------------------------------------------------------------------|

| System Levers | Making the healthy choice the easy choice | Building back better and fairer | Increasing visibility of physical activity | Providing young people with positive and fun experiences of physical activity | Developing strong leaders and advocates for physical activity | Including physical activity in all policies |
|---------------|-------------------------------------------|---------------------------------|--------------------------------------------|-------------------------------------------------------------------------------|---------------------------------------------------------------|---------------------------------------------|
|---------------|-------------------------------------------|---------------------------------|--------------------------------------------|-------------------------------------------------------------------------------|---------------------------------------------------------------|---------------------------------------------|

| Examples of leverage points in action | Creating healthy supportive environments for physical activity makes it easier to be active and <b>increases</b> footfall which <b>builds</b> feelings of community safety, which in turn <b>helps</b> people to be active in their communities and <b>improves</b> social norms around physical activity. | Building on increased interest in physical activity following COVID-19 and <b>providing</b> positive opportunities helps <b>develop</b> community spirit and <b>builds</b> acceptance of physical activity as 'the new normal'. | Staging public sport or activity events in parks and green spaces <b>increases</b> visibility of physical activity as normal behaviour and <b>improves</b> perceptions of the park which in turn <b>inspires</b> people to be active | Emphasising enjoyable fun physical activity opportunities for young people <b>builds</b> skills and confidence, <b>creates</b> habits for life, and <b>improves</b> family enjoyment of activity | Public leaders and politicians showing visible support and advocacy for physical activity <b>improves</b> public perception and <b>supports</b> creation of healthy public policies | Ensuring physical activity is part of all public policies <b>supports</b> actions to create active environment, societies and people, which <b>changes</b> social norms and <b>increases</b> demand for new healthy policies |
|---------------------------------------|------------------------------------------------------------------------------------------------------------------------------------------------------------------------------------------------------------------------------------------------------------------------------------------------------------|---------------------------------------------------------------------------------------------------------------------------------------------------------------------------------------------------------------------------------|--------------------------------------------------------------------------------------------------------------------------------------------------------------------------------------------------------------------------------------|--------------------------------------------------------------------------------------------------------------------------------------------------------------------------------------------------|-------------------------------------------------------------------------------------------------------------------------------------------------------------------------------------|------------------------------------------------------------------------------------------------------------------------------------------------------------------------------------------------------------------------------|
|---------------------------------------|------------------------------------------------------------------------------------------------------------------------------------------------------------------------------------------------------------------------------------------------------------------------------------------------------------|---------------------------------------------------------------------------------------------------------------------------------------------------------------------------------------------------------------------------------|--------------------------------------------------------------------------------------------------------------------------------------------------------------------------------------------------------------------------------------|--------------------------------------------------------------------------------------------------------------------------------------------------------------------------------------------------|-------------------------------------------------------------------------------------------------------------------------------------------------------------------------------------|------------------------------------------------------------------------------------------------------------------------------------------------------------------------------------------------------------------------------|

# Physical Activity and Sport Strategy for Cardiff (2022-2027)

**VISION:** Cardiff is the best city in the UK to be physically active, from walking, cycling and activity in daily life through to internationally-renowned sport

**AIM:** Improve the health and wellbeing of our communities through sport and physical activity

| Objectives | 1. Change social norms around physical activity | 2. Reduce sedentary lifestyles | 3. Increase participation in regular physical activity and sport | 4. Reduce inequalities |
|------------|-------------------------------------------------|--------------------------------|------------------------------------------------------------------|------------------------|
|------------|-------------------------------------------------|--------------------------------|------------------------------------------------------------------|------------------------|

## Active People

"People in Cardiff have access to and are supported to make use of a wide range of inclusive physical activity opportunities, whatever their background or location. Opportunities and programmes are low cost or free to allow universal access. Community events and activities bring people together to enjoy being active and support each other. People enjoy working and learning in places that support them to be active everyday."

|                                |                                                                                                                                                                                                                                                                                                                                                                  |                                                                                                                                                                                                                                                                                               |
|--------------------------------|------------------------------------------------------------------------------------------------------------------------------------------------------------------------------------------------------------------------------------------------------------------------------------------------------------------------------------------------------------------|-----------------------------------------------------------------------------------------------------------------------------------------------------------------------------------------------------------------------------------------------------------------------------------------------|
| Page 37<br>Examples of actions | <ul style="list-style-type: none"> <li>Develop physical activity programmes that appeal to the widest range of people</li> <li>Ensure provision is focused on key communities e.g. deprived communities; BAME</li> <li>Aim to make programmes accessible and inclusive</li> <li>Expand and join up social prescribing physical activity opportunities</li> </ul> | <ul style="list-style-type: none"> <li>Build community cohesion, integration and participation through events and celebrations</li> <li>Policies (education; workplace) include and prioritise physical activity</li> <li>Promote opportunities for families to be active together</li> </ul> |
|--------------------------------|------------------------------------------------------------------------------------------------------------------------------------------------------------------------------------------------------------------------------------------------------------------------------------------------------------------------------------------------------------------|-----------------------------------------------------------------------------------------------------------------------------------------------------------------------------------------------------------------------------------------------------------------------------------------------|

| System Levers | Making the healthy choice the easy choice | Building back better and fairer | Increasing visibility of physical activity | Providing young people with positive and fun experiences of physical activity | Developing strong leaders and advocates for physical activity | Including physical activity in all policies |
|---------------|-------------------------------------------|---------------------------------|--------------------------------------------|-------------------------------------------------------------------------------|---------------------------------------------------------------|---------------------------------------------|
|---------------|-------------------------------------------|---------------------------------|--------------------------------------------|-------------------------------------------------------------------------------|---------------------------------------------------------------|---------------------------------------------|

| Examples of leverage points in action | Creating healthy supportive environments for physical activity makes it easier to be active and <b>increases</b> footfall which <b>builds</b> feelings of community safety, which in turn <b>helps</b> people to be active in their communities and <b>improves</b> social norms around physical activity. | Building on increased interest in physical activity following COVID-19 and <b>providing</b> positive opportunities helps <b>develop</b> community spirit and <b>builds</b> acceptance of physical activity as 'the new normal'. | Staging public sport or activity events in parks and green spaces <b>increases</b> visibility of physical activity as normal behaviour and <b>improves</b> perceptions of the park which in turn <b>inspires</b> people to be active | Emphasising enjoyable fun physical activity opportunities for young people <b>builds</b> skills and confidence, <b>creates</b> habits for life, and <b>improves</b> family enjoyment of activity | Public leaders and politicians showing visible support and advocacy for physical activity <b>improves</b> public perception and <b>supports</b> creation of healthy public policies | Ensuring physical activity is part of all public policies <b>supports</b> actions to create active environment, societies and people, which <b>changes</b> social norms and <b>increases</b> demand for new healthy policies |
|---------------------------------------|------------------------------------------------------------------------------------------------------------------------------------------------------------------------------------------------------------------------------------------------------------------------------------------------------------|---------------------------------------------------------------------------------------------------------------------------------------------------------------------------------------------------------------------------------|--------------------------------------------------------------------------------------------------------------------------------------------------------------------------------------------------------------------------------------|--------------------------------------------------------------------------------------------------------------------------------------------------------------------------------------------------|-------------------------------------------------------------------------------------------------------------------------------------------------------------------------------------|------------------------------------------------------------------------------------------------------------------------------------------------------------------------------------------------------------------------------|
|---------------------------------------|------------------------------------------------------------------------------------------------------------------------------------------------------------------------------------------------------------------------------------------------------------------------------------------------------------|---------------------------------------------------------------------------------------------------------------------------------------------------------------------------------------------------------------------------------|--------------------------------------------------------------------------------------------------------------------------------------------------------------------------------------------------------------------------------------|--------------------------------------------------------------------------------------------------------------------------------------------------------------------------------------------------|-------------------------------------------------------------------------------------------------------------------------------------------------------------------------------------|------------------------------------------------------------------------------------------------------------------------------------------------------------------------------------------------------------------------------|

This page is intentionally left blank

| <b>Move More Cardiff Leadership Group Terms of Reference</b> |                                                                                                                                                                                                                                                                                                                                                                                                                                                                                                                                                                                                                                                                                                                                                                                                                                                                                                                                                                                                                                                                                                                                                                                                                                             |
|--------------------------------------------------------------|---------------------------------------------------------------------------------------------------------------------------------------------------------------------------------------------------------------------------------------------------------------------------------------------------------------------------------------------------------------------------------------------------------------------------------------------------------------------------------------------------------------------------------------------------------------------------------------------------------------------------------------------------------------------------------------------------------------------------------------------------------------------------------------------------------------------------------------------------------------------------------------------------------------------------------------------------------------------------------------------------------------------------------------------------------------------------------------------------------------------------------------------------------------------------------------------------------------------------------------------|
| <b>1.0 Purpose of the Group</b>                              | <p>The purpose of the Leadership Group is to drive the delivery of the Move More Cardiff Physical Activity and Sport Strategy 2022-2027 and Implementation Plan, working to achieve the Strategy's vision that <i>'Cardiff is the best city in the UK to be physically active, from walking, cycling and activity in daily life through to internationally-renowned sport'</i>.</p> <p>This Group will set the direction for the Strategy and Implementation Plan, provide leadership and advocacy for the whole systems approach, identify levers and opportunities for high level change and action, and unblock challenges across the complex system.</p>                                                                                                                                                                                                                                                                                                                                                                                                                                                                                                                                                                                |
| <b>2.0 Objectives of the Group:</b>                          | <ol style="list-style-type: none"> <li>1) Provide strategic systems based leadership for Move More Cardiff Physical Activity and Sport Strategy 2022-2027 and Implementation Plan.</li> <li>2) Monitor progress against the Implementation Plan</li> <li>3) Embed physical activity as a central feature in policy and practice across Cardiff (i.e. planning, transport, health and social care, economic development, education, and the environment policy arenas).</li> <li>4) Build capacity and advocate for support of the Move More Cardiff Physical Activity and Sport Strategy at every opportunity across multiple sectors: policy makers; the media; private sector; city and community leaders, and the wider community</li> <li>5) Influence the development and improvement of data systems to allow population surveillance of physical activity and sedentary behaviour, across all ages and multiple domains in Cardiff.</li> <li>6) Strengthen research and evaluation capacity to support the Strategy and Implementation Plan increasing physical activity and reducing sedentary behaviour.</li> <li>7) Horizon scan for funding opportunities to expand delivery of Move More Cardiff Implementation plan</li> </ol> |
| <b>3.0 Reporting:</b>                                        | <p>The Move More Cardiff Physical Activity Strategy and Implementation Plan is framed within Move More, Eat Well, but is its own distinct Strategy. Reporting will be into the Cardiff Public Services Board.</p>                                                                                                                                                                                                                                                                                                                                                                                                                                                                                                                                                                                                                                                                                                                                                                                                                                                                                                                                                                                                                           |
| <b>4.0 Membership</b>                                        | <p>Chair: Cllr Huw Thomas (<i>Leader of Cardiff Council &amp; Chair of Cardiff Public Services Board</i>)</p> <p>Fiona Kinghorn (<i>Executive Director of Public Health, Cardiff and Vale University Health Board</i>)</p>                                                                                                                                                                                                                                                                                                                                                                                                                                                                                                                                                                                                                                                                                                                                                                                                                                                                                                                                                                                                                  |

|                                         |                                                                                                                                                                                                                                                                                                                                                                                                                                                                                                                                                                                                                                                                                                                                                                                                                                                                                                                                                                                    |
|-----------------------------------------|------------------------------------------------------------------------------------------------------------------------------------------------------------------------------------------------------------------------------------------------------------------------------------------------------------------------------------------------------------------------------------------------------------------------------------------------------------------------------------------------------------------------------------------------------------------------------------------------------------------------------------------------------------------------------------------------------------------------------------------------------------------------------------------------------------------------------------------------------------------------------------------------------------------------------------------------------------------------------------|
|                                         | <p>Councillor Peter Bradbury (<i>Cabinet Member for Culture and Leisure, Cardiff Council</i>)</p> <p>Councillor Caro Wild (<i>Cabinet member Strategic Planning &amp; Transport, Cardiff Council</i>)</p> <p>Sheila Hendrickson-Brown (<i>Chief Executive of Cardiff Cardiff Third Sector Council, C3SC</i>)</p> <p>Steve Morris (<i>OM Sport, Leisure &amp; Development, Cardiff Council</i>)</p> <p>Ben O'Connell (<i>Director of Sport, Cardiff Met University</i>)</p> <p>Stuart Vanstone (<i>Director of Sport, Cardiff University</i>)</p> <p>John Bradley (<i>Physical Activity Lead for Public Health Wales national team</i>)</p> <p><b>Sport Wales representative</b></p> <p>Rhys Jones (<i>Head of Service for GLL</i>)</p> <p>Dr Owen Thomas (<i>Reader in Sport Psychology, Cardiff Met University and Research and Evaluation Group Chair</i>)</p> <p>Operational leads (<i>Laura Williams, Cardiff Met / Lauren Idowu, Cardiff and Vale Public Health Team</i>)</p> |
| <b>4.1 Co-option</b>                    | At the discretion of the Chair: at the time the agenda is prepared, other stakeholders or external advisors may be co-opted for specific agenda items.                                                                                                                                                                                                                                                                                                                                                                                                                                                                                                                                                                                                                                                                                                                                                                                                                             |
| <b>4.2 Substitutes</b>                  | Members will, at the discretion of the Chair, be permitted to nominate deputies to attend the Move More Leadership Group on their behalf.                                                                                                                                                                                                                                                                                                                                                                                                                                                                                                                                                                                                                                                                                                                                                                                                                                          |
| <b>4.3 Observers and Presenters</b>     | Can be invited as and when required at the invitation of the Chair.                                                                                                                                                                                                                                                                                                                                                                                                                                                                                                                                                                                                                                                                                                                                                                                                                                                                                                                |
| <b>4.4 In attendance</b>                | Action Group Chairs (Active Environment, Active Societies, Active People) or nominated representative.                                                                                                                                                                                                                                                                                                                                                                                                                                                                                                                                                                                                                                                                                                                                                                                                                                                                             |
| <b>5.0 Meeting procedures:</b>          | <p>Meetings will be held 3-4 times per annum. Meetings shall be quorate if 50% of members are present.</p> <p>All meeting papers are distributed at least five working days prior to each meeting.</p>                                                                                                                                                                                                                                                                                                                                                                                                                                                                                                                                                                                                                                                                                                                                                                             |
| <b>6.0 Review of Terms of Reference</b> | These Terms of Reference and operating arrangements shall be reviewed every two years by the Group.                                                                                                                                                                                                                                                                                                                                                                                                                                                                                                                                                                                                                                                                                                                                                                                                                                                                                |

DRAFT

This page is intentionally left blank



**CABINET MEETING: 20 JANUARY 2022**

---

**CARDIFF HOUSING SUPPORT PROGRAMME STRATEGY****HOUSING & COMMUNITIES - (COUNCILLOR LYNDA THORNE)****AGENDA ITEM: 6**

---

**Reason for this Report**

1. To present the draft Housing Support Programme Strategy 2022 - 2026 to Cabinet for consideration and approval.

**Background**

2. The Welsh Government requires that each local authority develop a Housing Support Programme Strategy which sets out the strategic direction for homelessness prevention and housing related support services for the next four years. Each local authority is required to carry out a comprehensive needs assessment and stakeholder engagement and from this to identify and set out the key priorities for the local authority and its partners.
3. The Housing Support Programme Strategy satisfies the existing statutory requirements for a homelessness strategy under the Housing (Wales) Act 2014. The Homelessness Strategy 2018-2022, has been updated and incorporated into this new single Strategy.

**Progress on Homelessness and Housing Support Services**

4. Prior to the pandemic Cardiff had carried out extensive research into good practice in addressing homelessness from within the UK and across the world, proposals were developed to improve services, to maximise prevention, ensure effective assessment of need and deliver the right accommodation pathways. When the Covid pandemic arrived there was an opportunity to accelerate the implementation of these changes.
5. The good progress previously made in reducing rough sleeping from 87 to 30 individuals by March 2020 improved further during the pandemic reaching a low of 6 during lockdown and stabilising at the current levels of circa 20 individuals.

6. In July 2020 Cabinet agreed that there would be “no going back” following the pandemic and agreed to a new way forward for homelessness and support services for both single people and families which included:
  - To prevent homelessness wherever possible
  - To deliver an assessment / triage approach to identify the need of the individual and ensure the right accommodation and support solution is provided
  - To move people rapidly into independent housing accommodation with separate pathways for lower needs clients
  - For those with the most complex needs provide good quality, self-contained supported accommodation.
7. A range of projects were approved to support this new way forward including:
  - Development of a Single Homeless Assessment Centre
  - Expansion of the Homeless Multi-disciplinary team
  - A new model of health service delivered directly to hostels
  - Significant increase in capacity and improvement in quality of supported accommodation for single people
  - The delivery of 3 Family Homelessness Centres
  - Participation in the Welsh Government Leasing Scheme to make better use of the private rented sector
8. Additional Welsh Government Funding both revenue and capital were made available to take forward these projects and good progress has been made in delivering these.
9. The Draft Housing Support Programme Strategy (attached at appendix 1) is fully aligned with the way forward previously agreed by Cabinet and also meets national policy and best practice. The Strategy also takes into account the results of a recent consultation exercise and needs assessment.

### **Consultation and Need Assessment**

10. A consultation exercise was conducted with partners and stakeholders in November 2021, seeking their comments on the homeless services in Cardiff. The key findings from this exercise have been incorporated into the Strategy.
11. Working in partnership with the Cardiff Research Centre, a client survey was carried out. The survey was sent by email to 3,000 clients who had used the Housing Options Service since April 2020 and was promoted through social media. Current service users were assisted to complete the survey during telephone appointments in the Hubs. Staff and partner organisations working within supported accommodation were also asked to assist homeless clients to complete the survey. The survey was live between 5<sup>th</sup> November and 13<sup>th</sup> December 2021 and a total of 380

responses were received. The key findings of this survey are reflected in the Strategy.

12. A detailed needs assessment was also carried out and a statement of need developed, this can be found at page 8 and 9 of the strategy. The findings from this needs assessment have directly contributed to the strategic priorities as set out in the Strategy.

#### **Issues:**

#### **Cardiff Housing Support Programme Strategy**

13. The Cardiff Housing Support Programme Strategy 2022 - 2026 is attached at Appendix 1. The Strategy sets out an overarching vision for homelessness and housing support services in Cardiff, principles and high level aims as follows:

##### **Vision**

14. *We will aim to prevent homelessness wherever possible, and where prevention is not possible, we will seek to ensure that homelessness is rare, brief and not repeated*

##### **Principles**

- Our services will be trauma informed and will recognise the underlying causes of homelessness.
- We will work collaboratively across professional boundaries with both statutory and third sector partners.
- We will co-produce solutions with individuals, families, and partners.
- We will champion equality and seek to understand the reasons for inequality
- We will take an assertive approach to services, ensuring that all people can access the help they need.

##### **Key Aims**

- Prevent homelessness wherever possible.
- Ensure that everyone receives the right help and support
- Take a rapid rehousing approach to homelessness
- Provide good quality supported accommodation for those who need it

15. Each of the Key Aims is supported by a number of Strategic Priorities and forms a chapter in the Strategy. Examples of the findings from the needs assessment and surveys and how they relate to the strategic priorities that have been set are set out below.

### **Examples of Findings and Strategic Priorities**

#### **Key Aim 1 - Prevent homelessness wherever possible.**

##### **Findings - Homeless Prevention**

16. During 2020/21 76% of households who approached the Housing Options Service at an early stage were prevented from becoming homeless, and so far in 2021/22 there have been further improvements. However, many households do not seek help prior to becoming homeless during 2020/21 there was a 27% decline in the number of households seeking help who were at risk of homelessness. There is a need to promote prevention services more widely, using various means to ensure we prevent homelessness wherever possible.
17. Research by Citizens Advice has concluded that 1 in 3 private renters have lost income during the pandemic and 11% of private renters are currently behind on their rent. However, in 2020/21 there was a 52% decline in the number of people seeking assistance from the Housing Options Services with mortgage and rent arrears. This situation was the same in the first half of 2021/22. There is a need to increase promotion of the financial support available including the new Tenancy Hardship Grant.
18. It is anticipated that the impact of this suppressed demand may not be felt until later in the year or until 2022/23.
19. **Strategic Priority** - *Encourage take up of advice and prevention services by:*
- *Developing a communications plan to widely promote the help available to prevent homelessness*
  - *Increasing the accessibility of specialist housing advice, mediation, and prevention services, by providing these through the Community Hubs.*

##### **Findings - Family Breakdown & Supporting Young People**

20. Clients who lose accommodation provided by parents, relatives or friends is a significant cause of homelessness in Cardiff. It is predicted that more than 600 households will be at risk of homelessness this year due to family breakdown and nearly 400 will become homeless for this reason. 47% of those who have received assistance this year so far are 25 years old or younger. A dedicated Prevention Officer works directly with young people and their families to prevent homelessness where possible. So far this year 80% of young people at risk of losing family accommodation have been prevented from becoming homeless, however there is still more that can be done to help young people at an early stage.

21. **Strategic Priority** - Review and enhance our advice and mediation services, with particular regard to young people, preventing family breakdown wherever possible and consider targeted interventions and support for school-aged children and their families.

## **Key Aim 2 - Ensure that everyone receives the right help and support**

### **Findings - Rough Sleeping**

22. Significant progress has been made in reducing the number of individuals sleeping rough in the city. Between November 2020 and July 2021 rough sleepers in Cardiff accounted for just 13% of all rough sleepers in Wales. An increased number of rough sleepers are being assisted into accommodation, with an average of 22 placements a month in 2021/22 so far. However, the challenge is to help rough sleepers maintain this accommodation and move towards independent living as soon as possible.
23. **Strategic Priority** - continue to support and assist rough sleepers to access and maintain accommodation – by reviewing and developing our assertive outreach approach to ensure that rough sleeper numbers in the city remain low.

### **Findings - Complex Needs**

24. Many clients have complex issues such as mental health and substance dependency. Mental health is the largest lead and secondary support need for all of our housing support clients. To better address complex needs, Cardiff's Homelessness Multi-Disciplinary Team (MDT) includes dedicated substance misuse and mental health workers, homeless nurses and counselling services. Support staff are also trained in providing trauma-informed services. The continued input of the specialist MDT is having a real and long-lasting impact on homelessness in Cardiff and there are now significant numbers of people engaged in treatment and counselling therapy whilst they are accessing temporary or supported accommodation. We want to further develop the Multi-Disciplinary Team (MDT) and ensure clear pathways are in place for move on to mainstream services when appropriate.
25. For those with substance misuse issues, providing nurse-led prescribing services directly into hostels aimed at harm-reduction and rapid prescribing during the pandemic has had an extremely positive result. There are currently 44 clients engaging with these outreach services, 32 of which are in treatment. We want to continue this excellent work and focus on assertive re-engagement with those that may fall out of treatment.
26. **Strategic Priority** – Ensure that complex needs are met by:

- *Furthering develop the Multi-Disciplinary Team (MDT) and ensure clear pathways are in place for move on to mainstream services when appropriate.*
  - *Ensure that appropriate health and support services are available in hostels and supported accommodation, continuing the new model of delivering health services directly into the accommodation. Fully training staff and focusing on assertive re-engagement with those that may fall out of services.*
27. **Strategic Priority:** *Embed an assessment / triage approach for all those presenting as homeless by:*
- *Ensuring need is properly identified for both individuals and families, and that housing and support plans are tailored to individual need.*
  - *Reviewing the success of the Single Homeless Assessment Centre and consider future development of the scheme.*

### **Key Aim 3 - Take a rapid rehousing approach to homelessness**

#### **Findings -Challenges to delivering rapid rehousing**

28. **Temporary Accommodation** - Cardiff has a wide range of self-contained temporary and supported accommodation and has recently increased and improved its provision. There are currently around 1,450 households in temporary or supported accommodation across all our accommodation and support gateways. There is a need to improve move-on options to prevent long stays in accommodation and to develop a rapid rehousing approach so that individuals and families can exit homelessness quickly, however there are significant challenges to delivering this.
29. **Demand for Social Housing** - There are over 8,000 households on the Cardiff Housing Waiting List and approximately 300 new applicants join each month. The number of social housing lets fluctuates each year but between 2019/20 and 2020/21, 171 fewer general lets were made, a reduction of 14%. Out of necessity we are already allocating a high proportion of our social housing to homeless clients. In 2020/21 63% of general lets were made to homeless clients which has also led to a reduction in the average waiting time for these clients. However there are many applicants who are not homeless who are in significant housing need and therefore demand for social housing cannot be met by the current supply despite ambitious new build plans.
30. **Issues with the Private Rented Sector** –The use of the private rented sector housing for both preventing homelessness and enabling move on from temporary accommodation has declined for some groups. Evidence suggests that landlords are leaving the private rental market and selling their properties. There is currently high demand and a lack of supply of privately rented accommodation across the city. Current rents for two bed properties are higher than the LHA by £200 a month. This

increases to £450 for a four-bedroom property. There is a need to examine the issues in the private rented sector more closely and create and promote more affordable options.

31. **Strategic Priority** - *Develop a rapid rehousing transition plan – aimed at reducing the number of people becoming homeless and reducing any time spent in temporary accommodation by:*
- *Improving our offer to private landlords, extending the range of incentives available and promoting the private rented leasing scheme.*
  - *Increasing move on options for single people, including the development of managed housing schemes.*
  - *Increasing the supply of socially rented accommodation by building 1,500 social housing units over the next 5 years (council only) and continue to seek ways to increase the supply of social and affordable housing.*
  - *Increasing Housing First provision and the access to intensive support in the community.*

**Key Aim 4 - Provide good quality supported accommodation for those who need it**

#### **Findings - Single People and Families**

32. Cardiff has already made very good progress in delivering high quality self-contained supported accommodation for single people and families, we need to build on this by delivering the remainder of the planned schemes.
33. **Strategic Priority** - *Improve the quality of our supported accommodation, delivering the planned supported housing scheme for single people at Adams Court, delivering the new family homelessness centres at Gasworks and Harrison Avenue and phasing out accommodation that no longer meets the required standards.*

#### **Findings - Young People**

34. The number of Looked After Children in Cardiff is increasing and we are seeing a rise in the number of young people with complex support needs who are unsuitable for current provision within the Young Persons Gateway. There is a need to provide more suitable accommodation for young people with high support needs.
35. **Strategic Priority** - *Ensure the young person's gateway accommodation meets current needs by reviewing and increasing capacity within the gateway as needed, by delivering the planned supported housing scheme for young people with complex needs.*

## Findings - Domestic Abuse

36. Demand for Domestic Abuse services is increasing. In 2020/21 there was a 51% increase in the number of people who were homeless due to a violent breakdown of a relationship. Between 2019/20 and 2020/21 the number of High-Risk Police Protection Notices received by the RISE service increased by 27%. In 2020/21, 60 women were unable to access accommodation as there was no space in a refuge.
37. **Strategic Priorities** - *carry out a full review of Refuge accommodation in the city and ensure all those who experience domestic abuse can access specialist support.*

## Findings of Impact Assessments

### Equality Impact Assessment

38. A variety of equalities data is collected relating to homeless clients and the needs assessment has demonstrated that homelessness disproportionately affects single men and those from certain ethnic backgrounds. Further work is needed to explore the reasons for this.
39. National research also shows that the LGBT community suffer disproportionately from homelessness, while we do not have data to show this we need to ensure our service is completely inclusive we should gain a better understanding of diverse groups such as the LGBT community and how homelessness affects them. An additional priority was added to the strategy in response to the Equality Impact Assessment as follows: *Gain a better understanding of how homelessness affects diverse groups such single men, those from ethnic minority communities and the LGBT community.*

### Childs Right Impact Assessment

40. A Childs Rights Impact Assessment has also been completed and this identified that the Strategy will have a positive impact on children as it commits to providing targeted interventions and support to prevent family breakdown. The new family homelessness centres will offer improved self-contained supported accommodation for families, with appropriate play facilities with support for provided by Early Help and other partners.

### Resource Issues

41. It is anticipated that the actions set out in the Strategy can be met through a combination of current general fund resources and Welsh Government Housing Support Grant (HSG). The indicative level of HSG for 2022/2023 through to 2024/25 has been received and it has been confirmed that this will remain at current levels.



42. Lack of affordable / social housing in the city remains a significant issue and will impact on Cardiff's ability to effectively deliver a Rapid Rehousing Approach.

### **Reason for Recommendations**

43. To approve the Housing Support Programme Strategy.
44. The Welsh Government require that the Strategy is forwarded to them for review. It is proposed that authority to update the strategy in light of any comments is delegated to officers in consultation with the relevant Cabinet Member.

### **Financial Implications**

45. The report sets out the Cardiff Housing Support Programme Strategy 2022-2026. This is an updated strategy setting out the future vision for the housing and homelessness service.
46. A number of strategic priorities are identified linked to proposed reviews and enhancement of advice and homelessness prevention services. Any costs to be incurred in relation to the proposed strategy, any actions arising and any service changes will need to be managed within existing Council homelessness budgets and any external funding.
47. Revenue and capital grant funding has been made available by the Welsh Government in recent years to address emergency accommodation issues and to support ongoing homelessness services and supported accommodation solutions.
48. The strategy is based on the assumption that current revenue and capital budgets and available grant funding resources are sufficient to enable the objectives set out in the strategy to be achieved. The indicative allocation of Housing Support Grant for 2022/23 through to 2024/25 has been received and is maintained at current levels over the period at £21.86 million per annum. The final offer of grant is not anticipated until March 2022 and after submission of annual spend plans.
49. The report does not identify any additional financial implications but does indicate that any reduction in ongoing grant funding assistance would significantly impact on the ability to maintain service provision at current standards and to progress in line with future ambitions for the service.

### **Legal Implications**

50. All decisions taken by or on behalf of the Council must (a) be within the legal powers of the Council; (b) comply with any procedural requirement imposed by law; (c) be within the powers of the body or person exercising powers on behalf of the Council; (d) be undertaken in accordance with the procedural requirements imposed by the Council eg. standing orders and financial regulations; (e) be fully and properly informed; (f) be properly motivated; (g) be taken having regard to the

Council's fiduciary duty to its taxpayers; and (h) be reasonable and proper in all the circumstances.

51. The Council must comply with their duties under Part 2 of the Housing (Wales) Act 2014.
52. The Council has to satisfy its public sector duties under the Equalities Act 2010 (including specific Welsh public sector duties). Pursuant to these legal duties Councils must in making decisions have due regard to the need to (1) eliminate unlawful discrimination, (2) advance equality of opportunity and (3) foster good relations on the basis of protected characteristics.
53. Protected characteristics are:
  - Age
  - Gender reassignment
  - Sex
  - Race – including ethnic or national origin, colour or nationality
  - Disability
  - Pregnancy and maternity
  - Marriage and civil partnership
  - Sexual orientation
  - Religion or belief – including lack of belief
54. As such, a decision to implement the proposal has to be made in the context of the Council's equality act public sector duties.
55. The report identifies that an Equality Impact Assessment has been carried out and is appended at Appendix 1. The purpose of the Equality Impact Assessment is to ensure that the Council has understood the potential impacts of the proposal in terms of equality so that it can ensure that it is making proportionate and rational decisions having due regard to its public sector equality duty.
56. The decision maker must have due regard to the Equality Impact Assessment in making its decision.

### **HR Implications**

57. Some of the strategic priorities may require a restructure of staffing. In these cases there will be full consultation with trade unions and affected staff. Any changes will be managed through corporately agreed processes.

### **Property Implications**

58. This report makes no specific property recommendations. Strategic Estates work closely with People and Communities where required to support the delivery of property requirements in support of the

homelessness housing objectives. Should future property requirements arise as a result of the Cardiff Housing Support Programme Strategy, Strategic Estates will undertake the necessary valuations and or property transactions in accordance with the Council's established asset management processes.

## RECOMMENDATIONS

Cabinet is recommended to

1. agree the draft Cardiff Housing Support Programme Strategy 2022 - 2026 as set out at Appendix 1.
2. delegate authority to the Director Adults, Housing and Communities in consultation with the Cabinet Member for Housing and Communities to make any minor amendments to the Strategy in light of comments from the Welsh Government.

|                                   |                                                      |
|-----------------------------------|------------------------------------------------------|
| <b>SENIOR RESPONSIBLE OFFICER</b> | Jane Thomas, Director Adults Housing and Communities |
|                                   | 14 January 2022                                      |

*The following appendices are attached:*

Appendix 1 - Cardiff Housing Support Programme Strategy  
Appendix 2- Equality Impact Assessment

This page is intentionally left blank

# Cardiff Housing Support Programme Strategy 2022 - 2026 (draft)



# Contents

|                                                                      |    |
|----------------------------------------------------------------------|----|
| Foreword                                                             | 3  |
| Introduction                                                         | 4  |
| Strategic Background                                                 | 6  |
| Vision, Principles & Key Aims                                        | 7  |
| Statement of Need                                                    | 8  |
| Preventing homelessness wherever possible                            | 10 |
| Ensuring that everyone receives the right help and support           | 12 |
| Taking a rapid rehousing approach                                    | 16 |
| Providing good quality supported accommodation for those who need it | 19 |
| Providing an inclusive service                                       | 22 |
| Stakeholder Engagement                                               | 23 |
| Client Survey                                                        | 24 |
| Impact Assessments                                                   | 26 |
| Implementing, Monitoring & Review                                    | 27 |







### Councillor Lynda Thorne

Cabinet Member for Housing and Communities

I am pleased to share with you Cardiff's Housing Support Programme Strategy 2022-2026. The Strategy recognises the considerable work that is already being done by the Council and our partners to prevent homelessness and to support those who do become homeless, but there is still more to do.

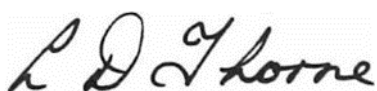
Before the pandemic, significant progress had already been made in reducing the number of individuals sleeping rough in the city and a new way forward for homelessness services had been developed. When the pandemic arrived, that work accelerated as we moved quickly to bring everyone into safe self-contained accommodation and to ensure that the right support was available. Great strides forward have been made in the delivery of health and therapeutic services to our clients with the most complex needs.

My thanks to all those who worked to make this change happen, including officers from across the Council, and from our statutory and third sector partners. Thanks also to the Welsh Government for their forward thinking approach and the financial support that made the change possible

There are still many challenges ahead, including the economic impact of the pandemic on households' budgets coupled with the high cost of housing in Cardiff. However, we have built a good foundation to work from.

This Strategy sets out how we will work with our partners to ensure that homelessness is prevented wherever possible and where it does occur it is brief and not repeated.

Together with our partners, we are committed to developing a rapid rehousing approach to homelessness, and to addressing the underlying causes of repeated homelessness, supporting the most vulnerable people in our city and continuing to deliver real change in people's lives.



Councillor Lynda Thorne

# Introduction

This Cardiff Housing Support Programme Strategy 2022—2026 sets out the single strategic direction for homelessness prevention and housing related support services in Cardiff for the next four years.

Responding to a comprehensive needs assessment and stakeholder engagement, it identifies and sets out the key priorities for the Council and its partners.



Prior to the pandemic Cardiff had carried out extensive research into good practice in addressing homelessness from within the UK and across the world. Proposals were developed to improve services, to maximise prevention, ensure effective assessment of need and to deliver the right accommodation pathways.

When the Covid pandemic arrived there was an opportunity to accelerate the implementation of these changes. The good progress previously made in reducing rough sleeping from 87 to 30 individuals continued, dipping to 6 individuals during the initial lockdown and stabilising in the 20s.

Cardiff Council agreed there would be “no going back” following the pandemic and set out a new way forward for homelessness and support services for both single people and families. This included the following commitments:

- To prevent homelessness wherever possible
- To deliver an assessment / triage approach to identify the need of the individual and ensure the right accommodation and support solution is provided
- To move people rapidly into independent housing accommodation with separate pathways for lower needs clients
- For those with the most complex needs provide good quality, self-contained supported accommodation.



## Introduction

A range of projects were approved to support this new way forward including:

- Development of a Single Homeless Assessment Centre
- Expansion of the Homeless Multi-disciplinary team
- A new model of health service delivered directly to hostels
- Significant increase in capacity and improvement in quality of supported accommodation for single people
- The delivery of 3 Family Homelessness Centres
- Participation in the Welsh Government Leasing Scheme to make better use of the private rented sector

This Housing Support Programme Strategy 2022 –2026 is fully aligned with commitments previously agreed and builds on the work that is already taking place to prevent and address homelessness across Cardiff.



## Strategic Background

In developing the strategy consideration was given to several key policy and legislative documents that frame Housing Support and Homelessness Services.

Key themes running through these documents, alongside a comprehensive needs assessment and stakeholder and client consultation have informed this strategy and the development of its vision and key aims.

### Key Legislation

The ***Housing (Wales) Act 2014*** sets out the legal definition of homelessness. As recommended by the Welsh Government, for the purpose of this strategy the following broader definition of homelessness has been used: ***'Where a person lacks accommodation or where their tenure is not secure'***

The ***Well-being of Future Generations (Wales) Act 2015*** focuses on improving the social, economic, environmental and cultural well-being of Wales. Public bodies are required to consider the long-term well-being of the population and to work sustainably to prevent persistent problems such as poverty and health inequalities.

### National Plans & Strategies

The ***Housing Support Grant Guidance*** sets out that the Housing Support Grant is an early intervention grant programme to support activity, which prevents people from becoming homeless, stabilises their housing situation or helps potentially homeless people to find and keep accommodation.



Welsh Government's ***Ending Homelessness in Wales: A high level action plan 2021-2026*** sets out actions that will be taken over the next five years to ensure that homelessness is brief, rare and non repeated.

### Local Plans & Strategies

The ***Cardiff Well-being Plan*** sets out the priorities for action across the public sector in Cardiff.

***Capital Ambition*** outlines the council vision for Cardiff to become a leading city on the world stage.

***The Cardiff and Vale of Glamorgan Violence against Women, Domestic Abuse and Sexual Violence Strategy 2018-2023*** sets out how all partners will shape and deliver responses to all forms of violence against women, domestic abuse and sexual violence across the region.



## Vision, Principles & Key Aims

The Cardiff Housing Support Programme Strategy 2022 - 2026 sets out an overarching vision, principles and high level key aims for homelessness and housing support services in Cardiff. These principles and key aims will shape our service over the next four years.

### Our vision for future homelessness services

***“We will aim to prevent homelessness wherever possible, and where prevention is not possible, we will seek to ensure that homelessness is rare, brief and not repeated”***

### Our Principles

- Our services will be trauma informed and will recognise the underlying causes of homelessness.
- We will work collaboratively across professional boundaries with both statutory and third sector partners.
- We will co-produce solutions with individuals, families, and partners.
- We will champion equality and seek to understand the reasons for inequality
- We will take an assertive approach to services, ensuring that all people can access the help they need.

Key Aims have been developed. Each key aim forms a section of the strategy and is supported by our Strategic Priorities.

### Our Key Aims

- Prevent homelessness wherever possible.
- Ensure that everyone receives the right help and support
- Take a rapid rehousing approach to homelessness
- Provide good quality supported accommodation for those who need it

## Statement of Need

A comprehensive needs assessment has been carried out and a statement of need developed. Key Findings include:

Around **4,000** households a year are seeking help from the **Housing Options Service**.

In 2020/21 **76%** of households who approached the service at an early stage were prevented from becoming homeless.



In 2020/21 however, there was a **27%** decline in households presenting to the service at risk of homelessness.

There is a need to promote prevention services more widely, to ensure we prevent homelessness wherever possible.

**Citizens Advice** research shows **1 in 3** private renters have lost income in the pandemic. In addition **11%** are currently behind on their rent.



In 2020/21 there was a **52%** decline in households seeking help with **mortgage and rent arrears**. The impact of this suppressed demand may not be felt until later in the year or in **2022/23**.

In 2021/22 we are likely to see **600** households at risk and **400** becoming homeless due to losing accommodation provided by **parents, relatives or friends**.



**47%** of those who have received help this year due to family breakdown are **25 & under**. **80%** have been prevented from becoming homeless but there is more that can be done.

Between November 2020 and July 2021 rough sleepers in Cardiff accounted for just **13%** of all rough sleepers in Wales



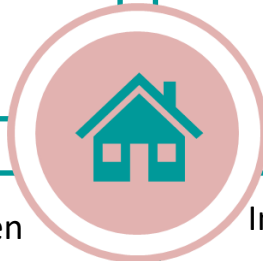
The challenge is to help rough sleepers maintain accommodation and move towards independent living as soon as possible.

Many clients have complex issues such as mental health and substance dependency. Mental health is the largest lead and secondary support need for all of our housing support clients.

# Statement of Need

There are currently around **1,450** households in temporary or supported accommodation across all accommodation and support gateways.

The current average length of stay for those with a priority need is **234 days**



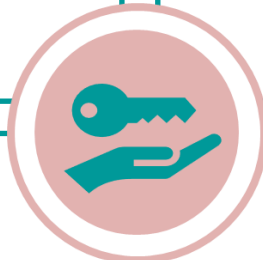
The number of looked-after children in the city is increasing. There is also a rise in the number of young people with complex support needs

In 2020/21, **60** women could not access refuge accommodation due to a lack of space.



There are over **8,000** households on the Cardiff Housing waiting list and approximately **300** new applicants join each month

The number of social housing lets fluctuates each year but between 2019/20 and 2020/21, lets reduced by **14%**.



In 2020/21 **63%** of general lets were made to homeless clients which has also led to a reduction in the average waiting time for these clients

There are many applicants who are not homeless who are in significant housing need and therefore demand for social housing cannot be met by the current supply despite ambitious new build plans.

The use of the private rented sector housing for both preventing homelessness and enabling move on has declined for some groups. There is currently high demand and a lack of supply of privately rented accommodation across the city.



Rents for **two bed** properties are higher than the LHA by **£200** a month. There is a need to examine the issues in the private rented sector more closely and create and promote more affordable options.



# Preventing homelessness wherever possible

## Advice and Prevention Services

In 2020/21, 76% of households who approached the Housing Options Service at an early stage were prevented from becoming homeless, and so far in 2021/22 there have been further improvements.

However, many households do not seek help prior to becoming homeless. During 2020/21, there was a 27% decline in the number of households seeking help who were at risk of homelessness.

The pandemic has created economic challenges. Research by Citizens Advice has concluded that 1 in 3 private renters have lost income during the pandemic and 11% of private renters are currently behind on their rent.

However, in 2020/21 there was a 52% decline in the number of people seeking assistance from the Housing Options Services with mortgage and rent arrears and the situation has been the same in the first half of 2021/22.

It is anticipated that the impact of this suppressed demand may not be felt by the service until later in the year or until 2022/23.

We need to promote prevention services more widely, using various means to ensure we prevent homelessness wherever possible, including promotion of the financial support available to help households such as the new Tenancy Hardship Grant.



*The Housing Options Service has moved to the welcoming environment of Central Library Hub, improving and enhancing accessibility to the service.*

### **Strategic Priority 1 - Encourage take up of advice and prevention services by:**

- Developing a communications plan to widely promote the help available to prevent homelessness
- Increasing the accessibility of specialist housing advice, mediation, and prevention services, by providing these through the Community Hubs.

# Preventing homelessness wherever possible

## Preventing Family Breakdown & Supporting Young People

Losing accommodation provided by parents, relatives or friends is a significant cause of homelessness in Cardiff.

It is predicted that more than 600 households will be at risk of homelessness this year due to family breakdown and nearly 400 will become homeless for this reason.

47% of those who have received assistance this year so far, are 25 years old or younger.

A dedicated Prevention Officer works directly with young people and their families to prevent homelessness where possible.

So far this year, 80% of young people at risk of losing family accommodation have been prevented from becoming homeless, however there is still more that can be done to help young people at an early stage.

Our Partners Said.... "The pandemic impact was greater (on young people) as no socialising was allowed and public places were closed. Many could not visit friends and family which led to anxiety and depression from social interaction. Public venues closed which usually attract young people, cinemas etc. We have seen instances of arguing with parents and being thrown out of family home or leaving



### Strategic Priority 2 - Prevent family breakdown wherever possible by:

- Reviewing and enhancing our advice and mediation services, with particular regard to young people.
- Considering targeted interventions and support for school-aged children and their families.

# Ensuring that everyone receives the right help and support

## Specialist Pathways

In addition to our main accommodation and support gateways, there are other pathways that support homeless clients with specific needs.



**Refugees** - a high number of households in Cardiff become homeless as they move on from accommodation provided by the National Asylum Support Services (NASS) following a decision on their case. Improved communication between the Council and NASS accommodation providers has ensured more clients receive timely help but we want to improve this further.

During the pandemic we have housed those with no recourse to public funds. There is uncertainty about what will happen when hardship funding ends. There is currently a backlog of negative decisions with NASS and there are concerns that this could increase rough sleeping.



**Prison Leavers** - Prison leavers account for a significant number of people accessing homelessness services. Cardiff Council works closely with the Probation Service and Prisons in relation to prison leavers. A specialist Prevention Officer manages and co-ordinates the housing pathway for any prison leaver who is likely to be homeless on release from prison, ensuring the correct help and support is available to them.



**Hospital Discharge** - Cardiff Council operates two hospital discharge pathways – one for mental health and one for physical health. Resettlement Officers based in hospitals are focussed on ensuring timely discharge from hospital whilst preventing homelessness where possible.

### Strategic Priority 3: Continue to improve our specialist pathways for refugees, prison leavers and those leaving hospital by:

- Building on the improved communication with the Home Office regarding refugees
- Working with the Welsh Government and third sector to address the issue of those with no recourse to public funds
- Reviewing the prisoner and hospital discharge pathways to ensure they are working effectively.




# Ensuring that everyone receives the right help and support

## Addressing Rough Sleeping

Significant progress has been made in reducing the number of individuals sleeping rough in the city. The figure has decreased from a high of 87 to 30 individuals in March 2020 dipping further to just 6 individuals during the initial lockdown and stabilising in the 20s.

Between November 2020 and July 2021 rough sleepers in Cardiff accounted for just 13% of all rough sleepers in Wales.



An increased number of rough sleepers are being assisted into accommodation, with an average of 22 placements a month in 2021/22 so far. However, the challenge is to help rough sleepers maintain this accommodation and move towards independent living as soon as possible.



## Providing Diversionary Activities

The Diversionary Activities initiative is dedicated to tackling the rise of negative street cultures, moving people away from the lucrative nature of street begging activity and building people's skills and ability to move into independent living. This is achieved through engagement via education, training and employment, and creative and therapeutic outlets.

Using the assertive outreach model, the service encourages peer and community engagement. This creates positive interpersonal relationships, giving people an opportunity to strengthen social networks both amongst each other and within their community. The service works with partners such as Into Work and Public Health to bring training and other activities into hostels.

**Strategic Priority 4: Continue to support and assist rough sleepers to access and maintain accommodation** – by reviewing and developing our assertive outreach approach and further developing and promoting the benefits of Diversionary Activities.

# Ensuring that everyone receives the right help and support

## Assessing and Meeting Need

We want to properly assess need and identify solutions that are tailored for each individual or family. We also want to prevent the “revolving door” of homelessness, where individuals and families repeatedly find themselves homeless, by addressing the underlying causes of homelessness and by providing the right accommodation and support.

To do this we will take a multi-agency assessment approach, working with partners to understand an individual’s underlying issues and ensure that they receive the accommodation and support appropriate to their needs

The new Assessment Centre is the first point of contact for single people with complex needs that are homeless, including rough sleepers.

It provides a 24-hour service, with a multi-disciplinary wellbeing assessment of need and also provides good quality advice and information for single and vulnerable people in the city.

So far in **2021/22** there have been **754** presentations to the centre.



## Strategic Priority 5: Embed an assessment / triage approach for all those presenting as homeless by:

- Ensuring need is properly identified for both individuals and families, and that housing and support plans are tailored to individual need.
- Ensure our family homeless centres offer appropriate support by working with Early Help and other partners
- Reviewing the success of the Single Homeless Assessment Centre and consider future development of the scheme.

# Ensuring that everyone receives the right help and support

## Addressing Complex Needs

Many clients have complex issues such as mental health and substance dependency. Mental health is the largest lead and secondary support need for all of our housing support clients.

To better address complex needs, Cardiff's Homelessness Multi-Disciplinary Team (MDT) provides therapeutic intervention and treatment to people within homelessness. It is a team of clinicians and practitioners from different organisations including dedicated substance misuse and mental health workers, social workers, homeless nurses, a probation officer and provides a range of counselling services. Support staff are also trained in providing trauma-informed services. While some GP time is provided as part of the MDT, there is an ambition to increase this and deliver GP services directly into the hostels.

The continued input of the specialist MDT is having a real and long-lasting impact on homelessness in Cardiff. There are currently 416 people engaged in treatment and counselling therapy whilst they are accessing temporary or supported accommodation. 104 of these have their own Complex Needs Case Co-ordinator.

We want to further develop the Multi-Disciplinary Team (MDT) and ensure clear pathways are in place for move on to mainstream services when appropriate.



## Substance Misuse

For those with substance misuse issues, providing nurse-led prescribing services directly into hostels aimed at harm-reduction and rapid prescribing during the pandemic has had an extremely positive result. We want to continue this excellent work and focus on assertive re-engagement with those that may fall out of treatment.

### Strategic Priority 6 - Ensure that complex needs are met by:

- Further developing the Multi-Disciplinary Team (MDT) and ensuring clear pathways are in place for move on to mainstream services when appropriate.
- Ensuring that appropriate health and support services are available in hostels and supported accommodation, continuing and expanding the new model of delivering health services directly into the accommodation. Fully training staff and focusing on assertive re-engagement with those that may fall out of services.

# Taking a rapid rehousing approach to homelessness

## Benefits and Challenges of Rapid Rehousing

Cardiff has a wide range of temporary and supported accommodation and has recently increased and improved its provision.

There are currently around 1,450 households in temporary or supported accommodation across all accommodation and support gateways.

Spending long periods in temporary accommodation is unsettling for homeless households and can affect children's education. There is a need to improve move-on options to prevent long stays in accommodation and to develop a rapid rehousing approach so that individuals and families can exit homelessness quickly, however there are significant challenges to delivering this, not least the lack of affordable housing in Cardiff.

## Demand for Social Housing

There are over 8,000 households on the Cardiff Housing Waiting List and approximately 300 new applicants join each month. The number of social housing lets fluctuates each year but between 2019/20 and 2020/21, 171 fewer general lets were made, a reduction of 14%.

Out of necessity we are already allocating a high proportion of our social housing to homeless clients. In 2020/21 63% of general lets were made to homeless clients which has also led to a reduction in the average waiting time for these clients.

**There are many applicants who are not homeless who are in significant housing need and demand for social housing cannot be met by the current supply despite ambitious new build plans.**





# Taking a rapid rehousing approach to homelessness

## Issues with the Private Rented Sector

The use of the private rented sector housing for both preventing homelessness and enabling move on from temporary accommodation has declined for some groups. Evidence suggests that landlords are leaving the private rental market and selling their properties. There is currently high demand and a lack of supply of privately rented accommodation across the city with current rents for two bed properties higher than the LHA by £200 a month. This increases to £450 for a four-bedroom property. There is a need to examine the issues in the private rented sector more closely and create and promote more affordable options.

## Moving away from a “staircase approach” to rehousing

Housing First offers direct placement into Council, Housing Association and private rented sector tenancies with intensive wraparound support. It gives people who have experienced homelessness, and have complex needs, a stable home from which to rebuild their lives.

There are currently three Housing First schemes in Cardiff, two operated by the Council, one for rough sleepers and one for prison leavers. A further scheme is operated by the Salvation Army.

We currently operate **2 private rented leasing schemes** offering incentives to landlords to rent their properties to households who are homeless or at risk of homelessness. One scheme is used for temporary accommodation and the other, the Welsh Government Leasing Scheme, offers longer term accommodation.

### Welsh Government Leasing Scheme

- guaranteed rental income for 3 years.
- managed maintenance and repair

The **Housing Options Scheme** is a tenant matching service for landlords.

It includes:

- inspection of property
- help of up to £2000 with repairs
- bond and rent in advance

**93%** of housing first clients have maintained accommodation despite complex needs



## Taking a rapid rehousing approach to homelessness

### **Strategic Priority 7 – Developing a detailed Rapid Rehousing Transition Plan, including:**

- Improving our offer to private landlords, extending the range of incentives available and promoting the private rented leasing scheme.
- Increasing move on options for single people, including the development of managed housing schemes.
- Increasing the supply of socially rented accommodation by building 1,500 social housing units over the next 5 years (council only) and continue to seek ways to increase the supply of social and affordable housing.
- Increasing Housing First provision and the access to intensive support in the community.
- Promote mutual exchanges to address housing need among social tenants.



*New Supported Accommodation for families at Briardene, Gabalfa*

# Providing good quality supported accommodation for those who need it

## Helping Single People and Families

Cardiff has already made very good progress in delivering high quality self-contained supported accommodation for single people and families.

We will build on this by delivering the remainder of the planned schemes.



*Adams Court - supported accommodation for single people with high or complex needs*



*Gas Works site, Grangetown - new supported accommodation for families.*

**Strategic Priority 8** - Improve the quality of our supported accommodation, delivering the planned supported housing scheme for single people at Adams Court, delivering the new family homelessness centres at Gasworks and Harrison Drive and phasing out accommodation that no longer meets the required standards

# Providing good quality supported accommodation for those who need it

## Supporting Young People

Support and accommodation for young people is managed through the Young Persons Gateway (YPG), a partnership with Llamau and the Salvation Army and all social landlords in Cardiff.

Young People move on from YPG accommodation when they are ready for independent living. To ensure this happens as successfully as possible, young people are given training on how to live independently. The scheme is very successful, **99% of those who have received training since March 2016 are sustaining tenancies.**

However, there are challenges ahead. The number of Looked After Children in Cardiff is increasing and these children will need accommodation and support through the Gateway once they turn 16/17.

There has been a rise in the number of young people with complex support needs and challenging behaviours who are unsuitable for current provision within the Gateway. There

## National Lottery Prevention Homelessness Bid

The National Lottery has made available £10m to fund a limited number of strategic projects, which must;

*Redesign services to make homelessness rare, brief and non-recurrent;*

*Develop a multiagency partnership*

*Be person centred, preventative and responsive approaches*

*Respond to the environment caused by pandemic.*



Responding to the needs of homeless young people is a key priority and development area in our strategic vision for homelessness and a bid in partnership with Llamau and the Salvation has been made to the fund

### **Strategic Priority 9: Prevent youth homelessness and ensure that young people leaving care are supported by:**

Ensuring the young person's gateway accommodation meets current needs, reviewing and increasing capacity within the gateway as needed, and delivering the Citadel supported housing scheme for young people with complex needs.



# Providing good quality supported accommodation for those who need it

## Supporting those who experience Domestic Abuse

The VAWDASV Gateway is managed by the RISE service as part of a comprehensive service combatting violence against women, domestic abuse and sexual violence.



The service comprises of three distinct elements:

- **One Stop Shop** - a 24/7 single point of access for victims, friends, family and professionals to access advice, support and safety planning.
- **Accommodation-Based Support** - access to communal refuge and self contained unit flats.
- **Community-Based Support** - floating support and target hardening

Our Partners Said  
“across VAWDASV services, more women are accessing at crisis point rather than at a preventative / early

Demand for these services has increased. In 2020/21 there was a 51% increase in the number of people who were homeless due to a violent breakdown of a relationship.

Between 2019/20 and 2020/21 the number of High-Risk Police Protection Notices received by the RISE service increased by 27%.

In 2020/21, 60 women were unable to access accommodation as there was no space in a refuge. We want to ensure that everyone who needs support is able to access it.

“Domestic Abuse services saw an increase in the number of referrals over the past year and clearly the pandemic and lockdown had an impact on this.”

**Strategic Priority 10:** Carry out a full review of Refuge accommodation in the city and ensure all those who experience domestic abuse can access specialist support.

## Providing an Inclusive Service

A variety of equalities data is collected relating to homeless clients to inform and improve services.

The needs assessment has demonstrated that homelessness disproportionately affects single men and clients from certain ethnic backgrounds

According to the 2011 census Black/African/Caribbean/Black British people account for 2% of the Cardiff population, they accounted for 8% of homeless clients in 2020/21. In 2021/22 so far, this has increased to 11% .

Asian people account for 8% of the Cardiff Population. In 2020/21 4% of homeless clients were Asian, however, in 2021 /22 so far this has increased to 16% of all homeless clients.

The reasons for these increases need to be explored further.

National research also shows that the LGBT community suffer disproportionately from homelessness, while we do not have data to show this we need to ensure our service is completely inclusive and reflects the diversity of the city.



### **Strategic Priority 11:**

Gain a better understanding of how homelessness affects diverse groups such as single men, those from ethnic minority communities and the LGBT community

# Stakeholder Engagement

A consultation exercise was conducted with a wide range of our partners and stakeholders in November 2021, seeking their comments on homeless services in Cardiff.

A questionnaire was provided, asking our partners to comment on causes of homelessness, strengths and weaknesses of services, support services for specific groups and the impact of the covid pandemic. The following key themes were identified which have fed into the strategy.

- Benefits of working in partnership
- Importance of early intervention & prevention
- Taking a holistic approach to advice and support
- Providing services within the community

Further workshops with partners took place in early December 2021 in which the strategy's vision, principles and key aims were examined and discussed, and these were well received.



# Client Survey

Working in partnership with the Cardiff Research Centre, a client survey was carried out.

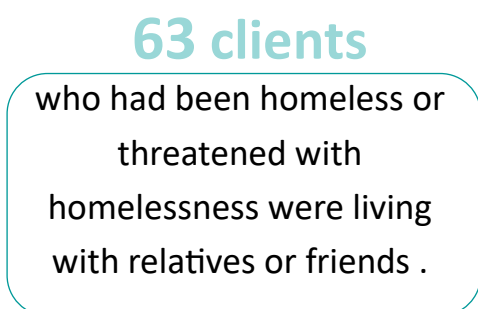
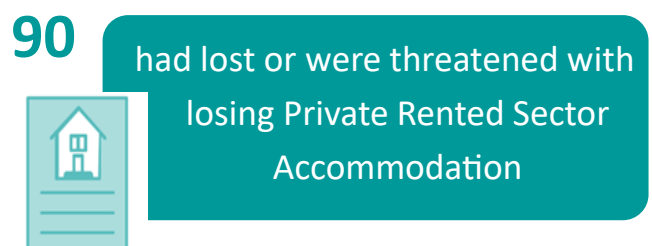
The survey was sent by email to 3,000 clients who had used the Housing Options Service since April 2020 and was promoted through social media.

Current service users were assisted to complete the survey during telephone appointments in the Hubs. Staff and partner organisations working within supported accommodation were also asked to assist homeless clients to complete the survey.

The survey was live between 5<sup>th</sup> November and 13th December 2021 and a total of 380 responses were received. The key findings of this survey are reflected in our strategic priorities.



## Threats & Causes of Homelessness



# Client Survey

73%



rated the assistance given by Cardiff Council to prevent homelessness as **EXCELLENT** or **GOOD**

90%

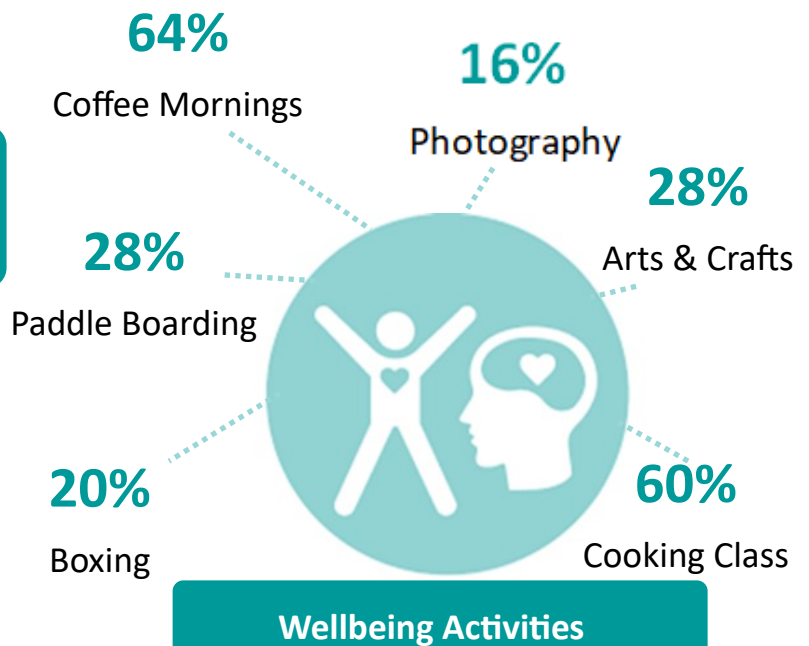
of temporary accommodation offered was accepted



Were satisfied with their temporary accommodation

65%

feel they will be able to continue to live independently as a result of the support provided by their support worker



## Wellbeing Activities

Of the respondents who had attended Wellbeing Activities, the courses attended were as above.

## Client Comments

“More support for mental health services to avoid people ending up homeless in the first place”

“Provide accommodation first - then tackle the other issues”

“Offer suitable support and advice for working families who are faced with homelessness due to private landlords wanting to take advantage of the current buoyant property market “

## **Findings of the Equality Impact Assessment**

An Equality Impact Assessment (EIA) has been completed.

A variety of equalities data is collected relating to homeless clients and the needs assessment has demonstrated that homelessness disproportionately affects single men and those from certain ethnic backgrounds.

The strategy makes a commitment to gain a better understanding of how homelessness affects diverse groups such as those from ethnic minority communities and the LGBT community.

The Welsh language has also been considered as part of the EIA. No negative impact has been identified. Clients are able to express a language preference upon their first contact with services. All Welsh language policies currently in place will continue to be followed.

## **Findings of Child Rights Impact Assessment**

A Child Rights Impact Assessment has also been completed and identified that the Strategy will have a positive impact on children. It commits to providing targeted interventions and support for school age children and their families to prevent family breakdowns wherever possible.

Cardiff has already made very good progress in delivering high quality self-contained supported accommodation for families. We will build on this success by delivering the remainder of the planned family temporary accommodation and phasing out accommodation that no longer meets the required standards. We will be providing support for families with additional needs by working with Early Help and other partners.

We have also ensured that all family hostels have facilities for play. This includes indoor and outdoor play spaces. In addition, all family accommodation schemes work in partnership with play services who deliver specific play groups within the accommodation schemes.

### **Working with partners**

The Council cannot deliver the strategy in isolation and partnership working will be essential to ensure that the best outcomes and solutions can be reached.

This will include collaboration between Housing and Social Care within the Council, and with other key partners including third sector agencies, the Police, Health, Registered Social Landlords (RSLs) and private landlords.

The Multi-Disciplinary Team (MDT) illustrates how effective partnership working between a wide range of partners and organisations can be in combatting homelessness.

### **Funding sources**

It is anticipated that the actions set out in the Strategy can be met through a combination of current general fund resources and Welsh Government Housing Support Grant (HSG).

### **Monitoring, reviewing and evaluation arrangements**

The Strategic Priorities found throughout this strategy will form the basis of an action plan, to be developed with partners. The action plan will provide details of the key activities to be carried out and identify clear outcomes, along with lead responsible officers and/or organisations.

Implementation will be closely monitored and the action plan reviewed and updated as necessary.

This page is intentionally left blank



Equality Impact Assessment  
Corporate Assessment Template



|                                                                                                                            |
|----------------------------------------------------------------------------------------------------------------------------|
| <b>Policy/Strategy/Project/Procedure/Service/Function Title:</b><br>Cardiff Housing Support Programme Strategy 2022 - 2026 |
| <b>New/Existing/Updating/Amending:</b> New                                                                                 |

|                                                                                                                   |                                                     |
|-------------------------------------------------------------------------------------------------------------------|-----------------------------------------------------|
| <b>Who is responsible for developing and implementing the Policy/Strategy/Project/Procedure/Service/Function?</b> |                                                     |
| Name: Jane Thomas                                                                                                 | Job Title: Director (Adults, Housing & Communities) |
| Service Team: Housing & Communities                                                                               | Service Area: People and Communities                |
| Assessment Date: December 2021                                                                                    |                                                     |

**1. What are the objectives of the Policy/Strategy/Project/ Procedure/ Service/Function?**

The Cardiff Housing Support Programme Strategy 2022 - 2026 sets the strategic direction for tackling and preventing homelessness in the city. The Strategy sets out an overarching vision - *“We will aim to prevent homelessness wherever possible, and where prevention is not possible we will seek to ensure that homelessness is rare, brief and not repeated,*. The Strategy contains the following principles:

- Our services will be trauma informed and will recognise the underlying causes of homelessness.
- We will work collaboratively across professional boundaries with both statutory and third sector partners.
- We will co-produce solutions with individuals, families and partners.
- We will champion equality and seek to understand the reasons for inequality
- We will take an assertive approach to services, ensuring that all people can access the help they need.

And the following key aims:

- Prevent homelessness wherever possible.
- Ensure that everyone receives the right help and support
- Take a rapid rehousing approach to homelessness
- Provide good quality supported accommodation for those who need it

The Strategy aims to improve housing and support outcomes for homeless households and those at risk of homelessness, recognising and responding to the vulnerability and diverse needs of these groups in Cardiff. The Strategy is intended to bring about early and multi-agency intervention, offering a more targeted response to the needs of individual homeless people.

Equality Impact Assessment  
Corporate Assessment Template

2. Please provide background information on the Strategy Function and any research done [e.g. service users data against demographic statistics, similar EIAs done etc.]

**Background**

Local Authorities in Wales are required by Welsh Government to develop a Housing Support Programme Strategy. The aim of the document is to outline the strategic direction of the Local Authority for housing related support services. The document should also provide a single strategic vision of the local authority's approach to homelessness prevention and housing support services.

In line with these requirements, a comprehensive needs assessment has been undertaken, focusing on the key themes of advice, prevention, accommodation, and support. In carrying out this needs assessment a wide range of data from the Council's homelessness and advice services was considered and data from Supporting People funded services. In addition, views of services users and partners were gathered, and these have informed the needs assessment.

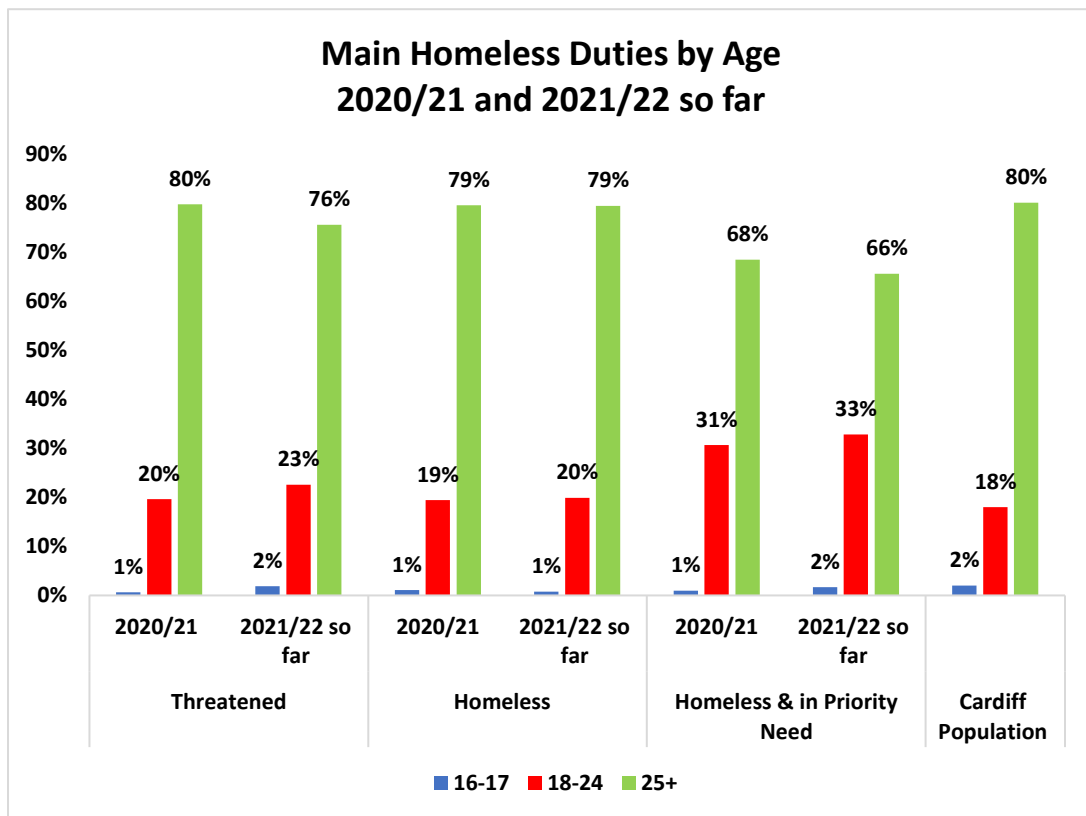
The needs assessment findings provide the evidence base upon which the Cardiff Housing Support Programme Strategy 2022 – 2026 has been developed. The Strategy sets out a co-ordinated approach to assisting those threatened with and experiencing homelessness. It identifies available services and resources, and how they will be improved to ensure people receive appropriate, timely help and support.

Equality Impact Assessment  
Corporate Assessment Template

Equalities Data from the Needs Assessment

We have examined Equalities data collected by the Housing Options Service for the year 2020/21 and for the period April – September 2021.

Age



Source: Housing Options Service Data and Mid-2020 Population Estimates

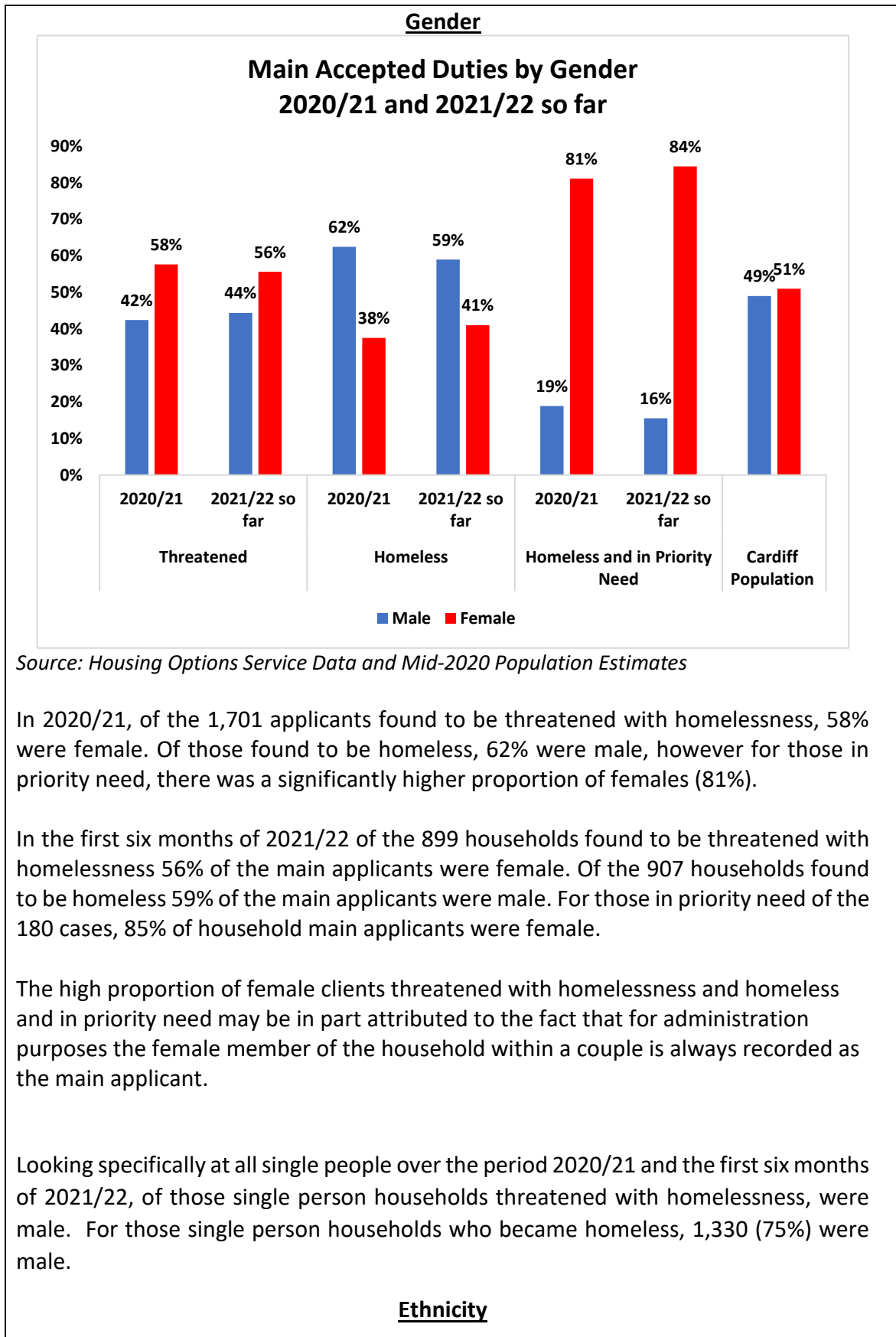
The age of clients accessing homelessness services broadly fits the pattern of the city, although in 2020/21 32% of all priority need homeless clients are under the age of 25, this is compared to 20% of the Cardiff population who are aged between 16 and 24.

This has increased of 2021/22 so far to an average of 35%.

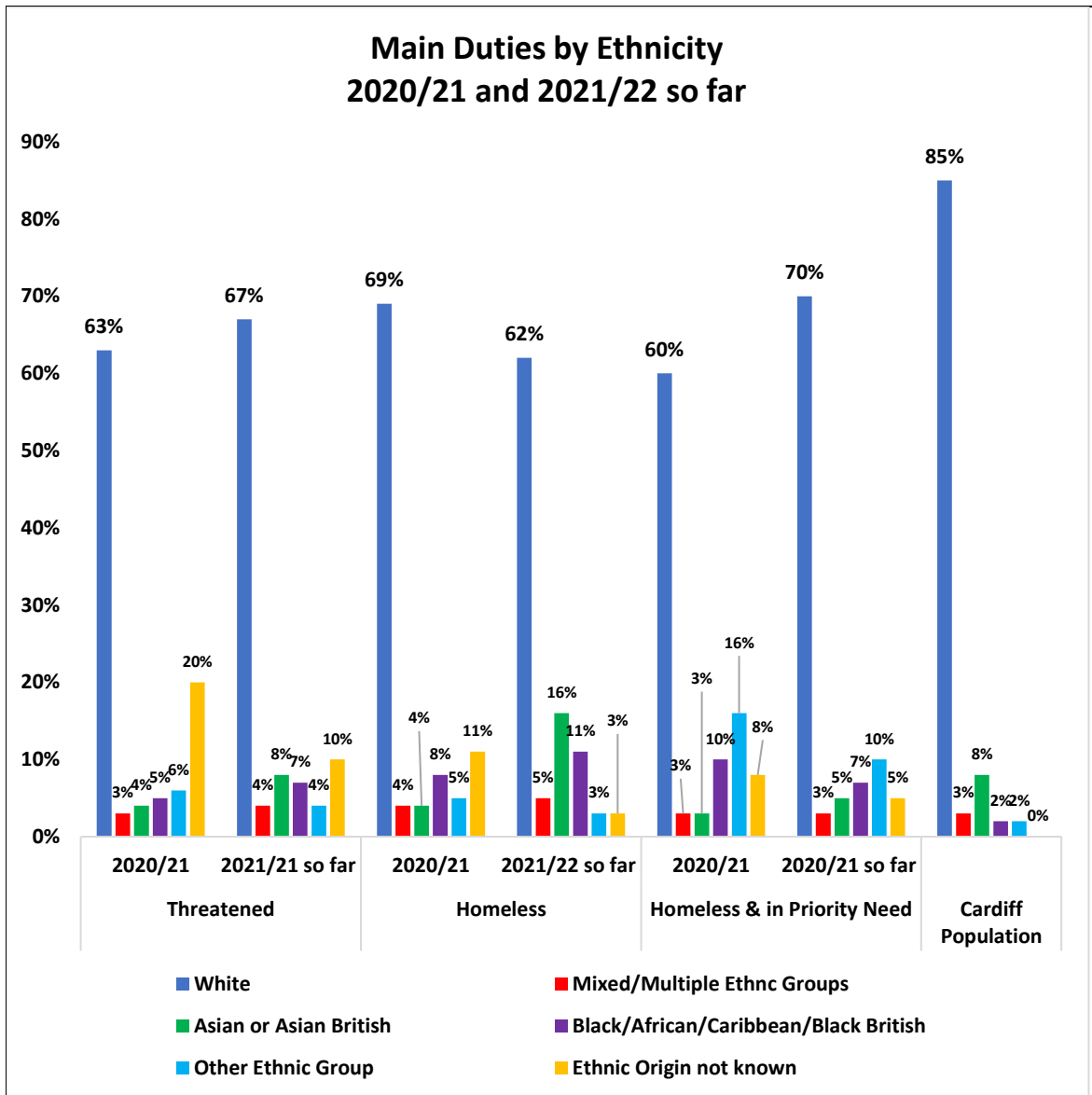
It should be noted that not all young people assisted with homelessness are recorded in the graphs above as many enter the service through Children’s Services.

CARDIFF COUNCIL

Equality Impact Assessment  
Corporate Assessment Template



Equality Impact Assessment  
Corporate Assessment Template



Source: Housing Options Service Data and 2011 census

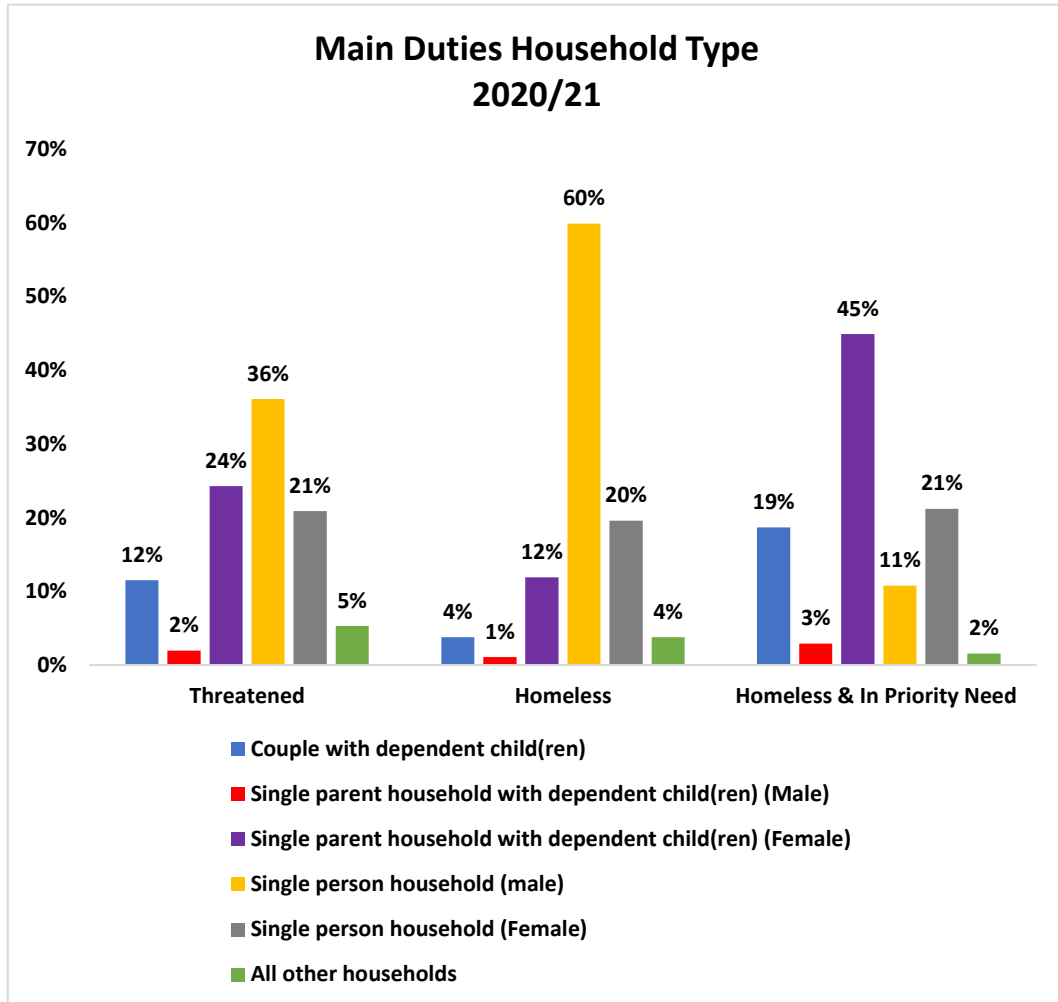
These graphs outline that although Black/African/Caribbean/Black British people account for 2% of the Cardiff population, according to the 2011 census, they accounted for 8% of homeless clients in 2020/21. In 2021/22 so far this has increased to 11%

Asian people account for 8% of the Cardiff Population. In 2020/21 4% of homeless clients were Asian, however, 2021 /22 so far this has increased to 16% of all homeless clients.

The high number of Ethnic Group not known is due to data coming from sources other than the Housing Options Service, with different monitoring systems in place.

Equality Impact Assessment  
Corporate Assessment Template

Household Type



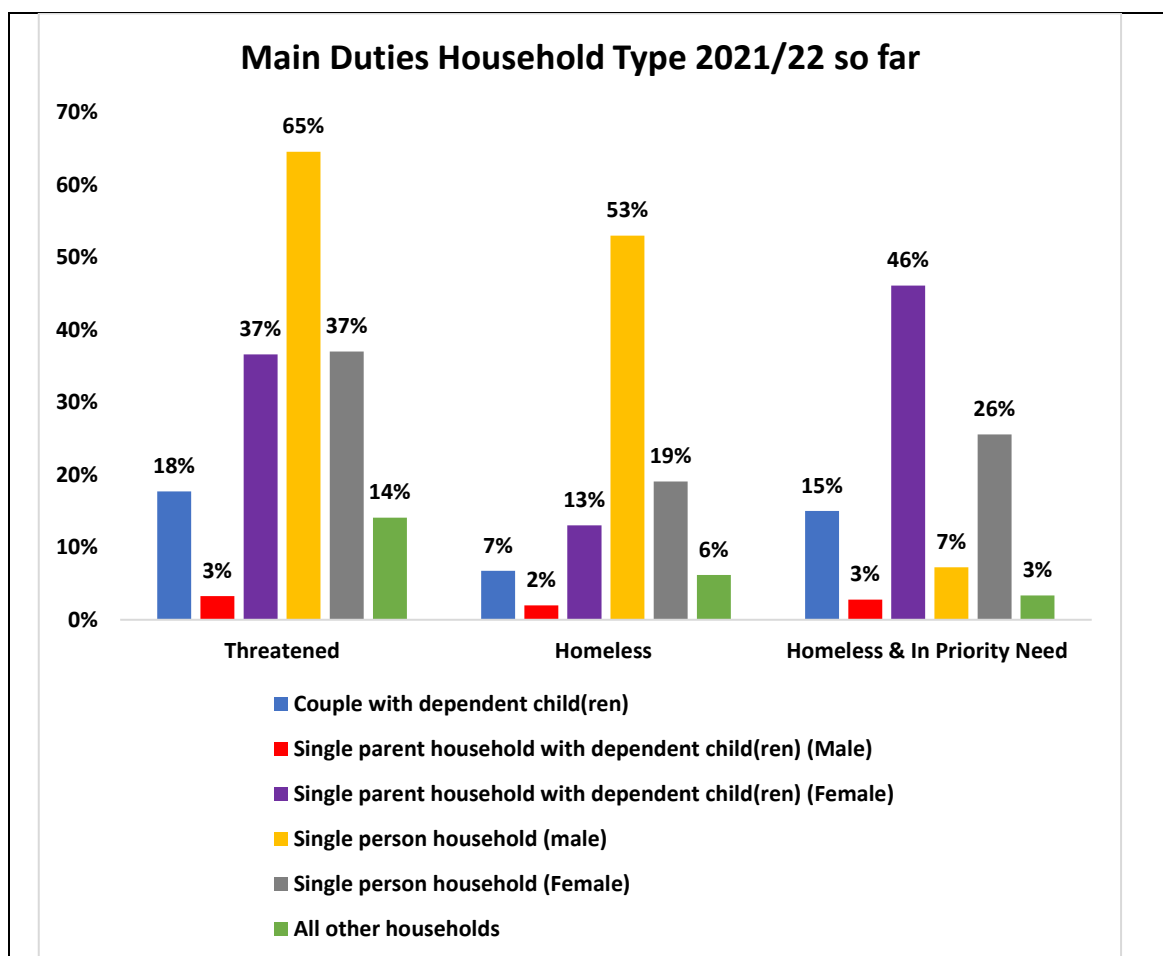
Source: Housing Options Service Data

In 2020/21 single females with dependent children accounted for 24% of all threatened with homelessness cases. Single Males accounted for 36%.

In 2020/21, 80% of households found to be homeless in Cardiff were from single person households. Of these households 60% were male.

The highest group found to be homeless and in priority need are single female parents.

Equality Impact Assessment  
Corporate Assessment Template



Source: Housing Options Service Data

In 2021/22 so far we have recorded an increase in the proportion of single males threatened with homelessness, from 36% in 2020/21 to 65% in 2021/22 so far.

Single males are still making up the large proportion of homeless households and female single parents again make up the largest group of those found to be homeless and in priority need.

**Disability**

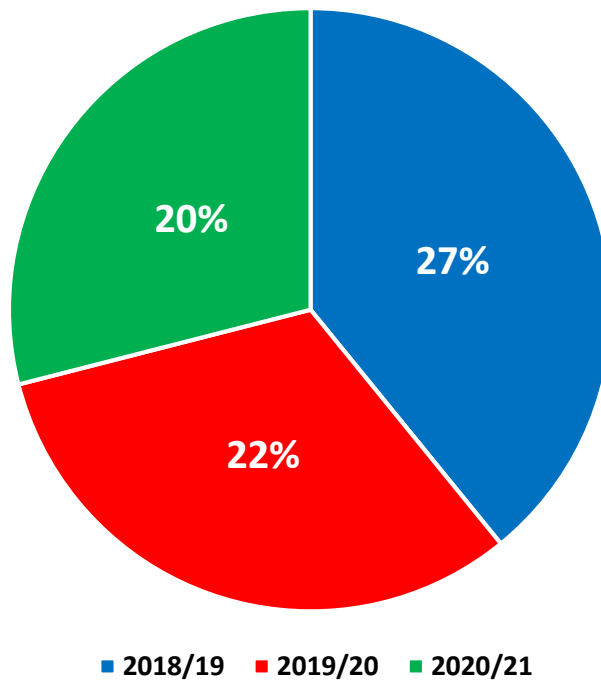
Supporting People Data

Supporting People funded services provide housing-related support to clients who are homeless or at risk of becoming homeless.

The proportion of **Housing Support Clients** who identify as disabled between April 2018 and March 2021 is shown in the chart below:

Equality Impact Assessment  
Corporate Assessment Template

### Housing Support Clients - Disability 2018 - 2021



Source: Housing Support Grant Data

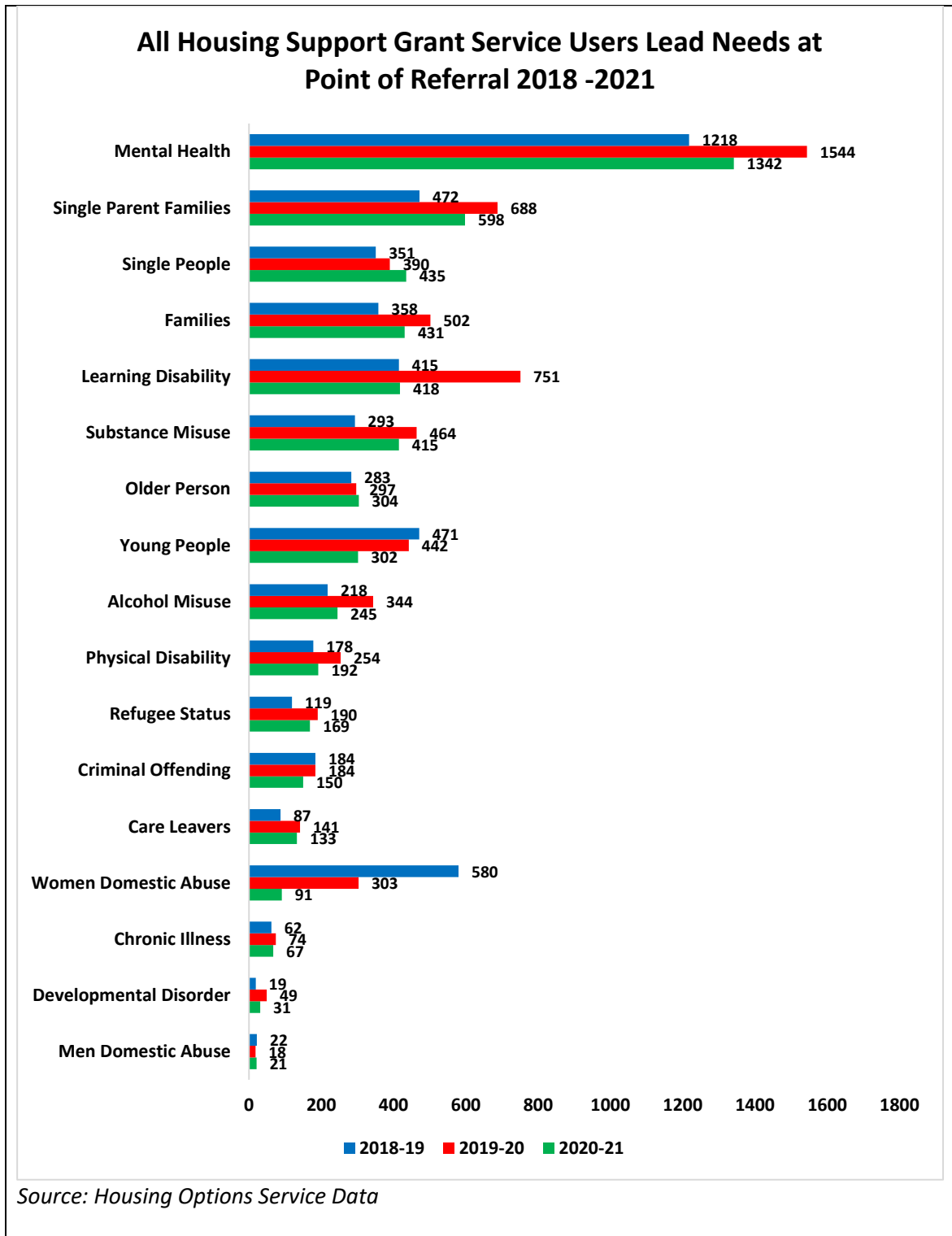
- 
- 
- In 2020/21 20% of housing support clients considered themselves to be disabled.

The following graphs shows the lead and secondary support needs of all clients who received support between 2018 and 2021:



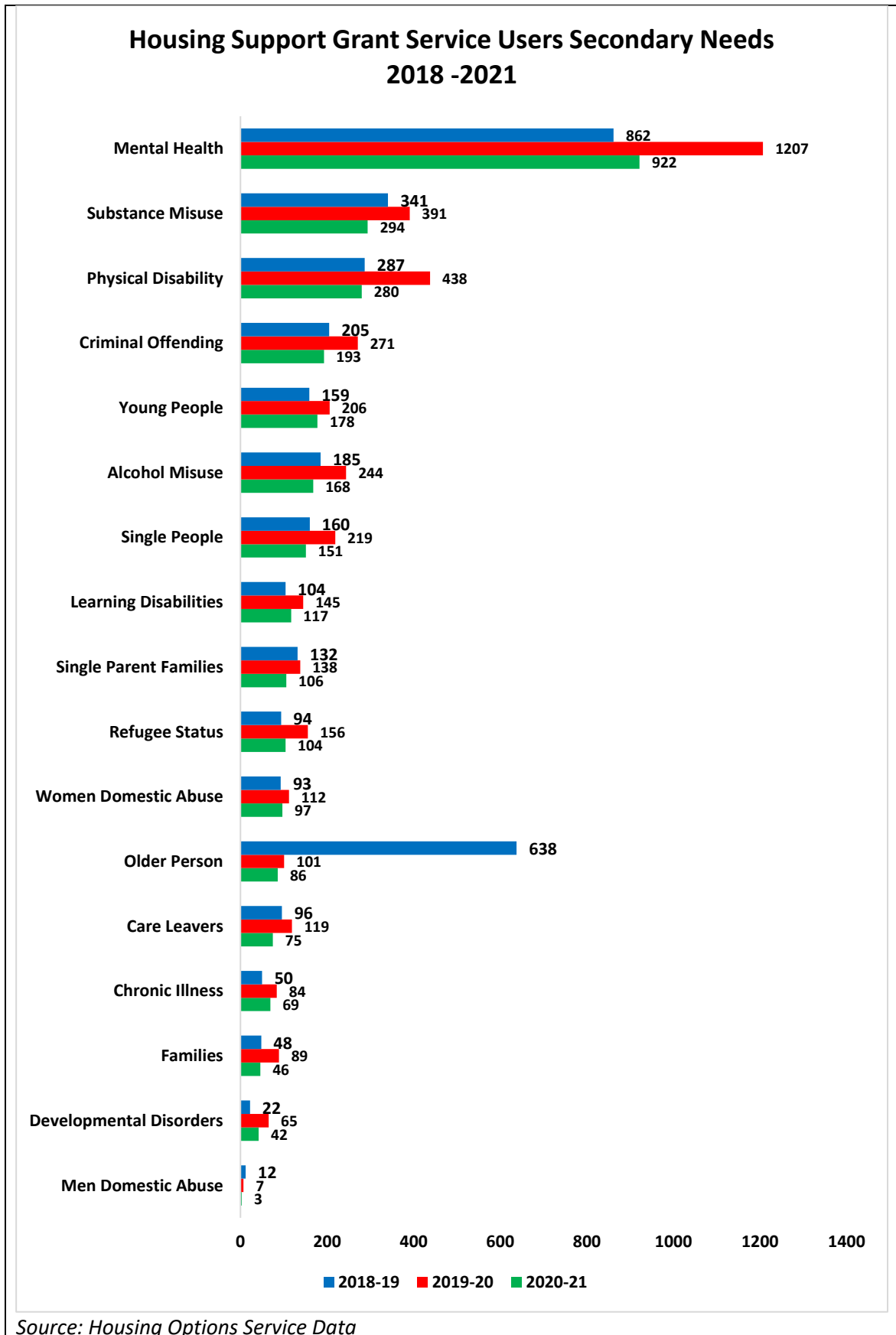
CARDIFF COUNCIL

Equality Impact Assessment  
Corporate Assessment Template



CARDIFF COUNCIL

Equality Impact Assessment  
Corporate Assessment Template



Equality Impact Assessment  
Corporate Assessment Template

- Mental health is the largest lead and secondary support need. It is a lead need for 24% of all service users and a secondary need for 29%.
- As a lead need, learning disability accounts for 9% of all service users. As a secondary need it accounts for 4% of all service users.
- Substance misuse as a lead need has increased by 42% (122) between 2018/19 and 2020/21. On average it is the lead need for 7% of service users. It is the secondary need for 10% of service users.
- On average alcohol use is the lead need for 4% of service users between 2018/19 and 2020/21 and the secondary need for 6% of service users.

We also record the lead support needs of our rough sleepers. A significant proportion of rough sleepers have one or more support needs relating to substance misuse, mental health or alcohol. Of the 29 individuals recorded as newly rough sleeping in September 2021, the following lead support needs were identified:

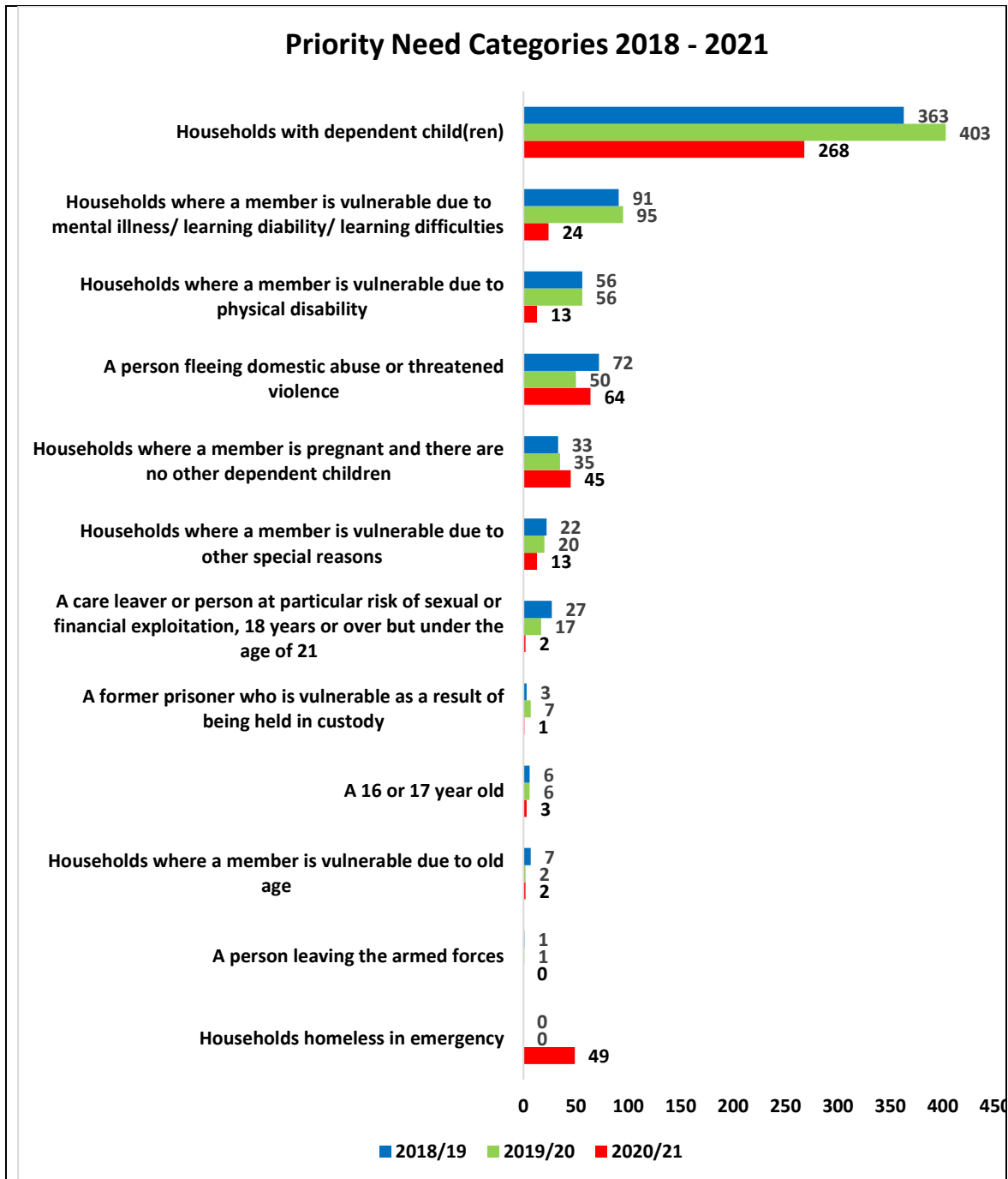
- Substance Misuse 5 (17%).
- Mental Health 8 (28%).
- Ex or Current Offender 3 (10%).
- Housing Support 4 (14%).
- Alcohol 1 (3%).

Priority Need and Disability

Legislation states ‘a person who is vulnerable as a result of old age, mental illness or handicap or physical disability or other special reason, or with whom such a person resides or might reasonably be expected to reside’ can be considered in priority need for housing.

In 2020/21 as part of the response to the Covid-19 pandemic anyone at risk of or rough sleeping were to be accommodated by the Local Authority and were to be priority need. Also, in 2020/21 there were fewer priority need decisions made as more households were able to have their homelessness relieved before a priority need decision needed to be made. This resulted in a 30% reduction in the number of priority need outcomes between 2019/20 and 2020/21.

Equality Impact Assessment  
Corporate Assessment Template



Source: Housing Options Service Data

In 2020/21 there were 13 households found to be priority need due to a physical disability, a 76% reduction on 2019/20.

CARDIFF COUNCIL

Equality Impact Assessment  
Corporate Assessment Template

3 Assess Impact on the Protected Characteristics

3.1 Age

Will this Policy/Strategy/Project/Procedure/Service/Function have a **differential impact [positive/negative/]** on younger/older people?

|                | Yes | No | N/A |
|----------------|-----|----|-----|
| Up to 18 years | x   |    |     |
| 18 - 65 years  | x   |    |     |
| Over 65 years  | x   |    |     |

**Please give details/consequences of the differential impact, and provide supporting evidence, if any.**

In 2020/21, 21% of all homeless households and 32% of all priority need homeless households were under the age of 25. This has increased in 2021/22 so far to an average of 35%.

The Strategy will have a positive differential impact for young people.

Clients aged 16-25 are able to access a specific 'Young Persons Gateway', which brings together advice, family mediation, support and accommodation to ensure that young vulnerable people can access housing services best suited to their needs.

**What action(s) can you take to address the differential impact?**

There are a number of strategic priorities in the strategy aimed at improving homelessness and support services for young people.

We will review the findings of the Upstream Cymru Project. The project aims to identify school aged children and their families who may be at risk of homelessness to provide early intervention and targeted support. We will be looking at the project to consider further targeted interventions as previous studies saw that youth homelessness can be reduced by 40% where such a scheme is implemented.

We will review and enhance our advice and meditation services, with particular regard to young people, preventing family breakdown wherever possible.

We will better understand the support needed for young people presenting with complex needs and develop specialist services as needed.

**CARDIFF COUNCIL**

**Equality Impact Assessment  
Corporate Assessment Template**

|  |
|--|
|  |
|--|

**3.2 Disability**

Will this Policy/Strategy/Project/Procedure/Service/Function have a **differential impact [positive/negative]** on disabled people?

|                                           | Yes      | No | N/A |
|-------------------------------------------|----------|----|-----|
| Hearing Impairment                        |          |    |     |
| Physical Impairment                       | <b>x</b> |    |     |
| Visual Impairment                         |          |    |     |
| Learning Disability                       |          |    |     |
| Long-Standing Illness or Health Condition |          |    |     |
| Mental Health                             | <b>x</b> |    |     |
| Substance Misuse                          | <b>x</b> |    |     |
| Other                                     |          |    |     |

**Please give details/consequences of the differential impact, and provide supporting evidence, if any.**

It is expected that the Strategy will have a positive impact on clients with disabilities - specific issues have been identified around mental health and complex needs.

Mental Health

Mental Health issues are the lead need for clients accessing support services.

Complex Needs

A significant proportion of rough sleepers have one or more support needs relating to substance misuse, mental health or alcohol. Of the 29 individuals recorded as newly rough sleeping in September 2021, the following lead support needs were identified:

- Substance Misuse 5 (17%).
- Mental Health 8 (28%).
- Ex or Current Offender 3 (10%).
- Housing Support 4 (14%).
- Alcohol 1 (3%).

The significant levels of support needs shown in the snapshot are typical of the rough sleeper population, many of whom also have more than one support need

Physical Impairment

**CARDIFF COUNCIL**

**Equality Impact Assessment  
Corporate Assessment Template**

|                                                                                                                                                                                                                                                                                                                                                                                                                                                                                                                                                                                                                                                                                                                                                                                                                                                                                              |
|----------------------------------------------------------------------------------------------------------------------------------------------------------------------------------------------------------------------------------------------------------------------------------------------------------------------------------------------------------------------------------------------------------------------------------------------------------------------------------------------------------------------------------------------------------------------------------------------------------------------------------------------------------------------------------------------------------------------------------------------------------------------------------------------------------------------------------------------------------------------------------------------|
| <p>Numbers of clients with support needs due to physical and /or sensory disabilities are relatively low, as are the numbers being found in priority need as they are vulnerable due to physical disability.</p>                                                                                                                                                                                                                                                                                                                                                                                                                                                                                                                                                                                                                                                                             |
| <p><b>What action(s) can you take to address the differential impact?</b></p> <p>Embed an assessment / triage approach for all those presenting as homeless, ensuring need is properly identified for both individuals and families, and that housing and support plans are tailored to individual need.</p> <p>Continue to provide additional support to families with higher needs, working in partnership with the Early Help service.</p> <p>The new Assessment Centre is the first point of contact for single people with complex needs that are homeless, including rough sleepers. It provides a 24-hour service, with a multi-disciplinary wellbeing assessment of need and provides good quality advice and information for single and vulnerable people in the city. As part of the Strategy, we will be reviewing its success and consider future development of the scheme.</p> |

**3.3 Gender Reassignment**

Will this Policy/Strategy/Project/Procedure/Service/Function have a **differential impact [positive/negative]** on transgender people?

|                                                                                                                                                                                                                           | Yes | No | N/A      |
|---------------------------------------------------------------------------------------------------------------------------------------------------------------------------------------------------------------------------|-----|----|----------|
| <p><b>Transgender People</b><br/>(People who are proposing to undergo, are undergoing, or have undergone a process [or part of a process] to reassign their sex by changing physiological or other attributes of sex)</p> |     |    | <b>X</b> |

|                                                                                                                                                                                                                                                                                                                              |
|------------------------------------------------------------------------------------------------------------------------------------------------------------------------------------------------------------------------------------------------------------------------------------------------------------------------------|
| <p><b>Please give details/consequences of the differential impact, and provide supporting evidence, if any.</b></p>                                                                                                                                                                                                          |
| <p><b>What action(s) can you take to address the differential impact?</b></p> <p>No negative impact anticipated, however careful monitoring of services will take place to ensure that no service users are unduly impacted by the implementation of the Strategy and that the most vulnerable continue to be supported.</p> |

**3.4. Marriage and Civil Partnership**

Will this Policy/Strategy/Project/Procedure/Service/Function have a **differential impact [positive/negative]** on marriage and civil partnership?

|  | Yes | No | N/A |
|--|-----|----|-----|
|  |     |    |     |

**CARDIFF COUNCIL**

**Equality Impact Assessment  
Corporate Assessment Template**

|                   |  |  |   |
|-------------------|--|--|---|
| Marriage          |  |  | X |
| Civil Partnership |  |  | X |

**Please give details/consequences of the differential impact, and provide supporting evidence, if any.**

Currently provision exists within the Single Persons and Family Gateway to accommodate couples. No specific issues relating to this client group identified.

**What action(s) can you take to address the differential impact?**

No negative impact anticipated, however careful monitoring of services will take place to ensure that no service users are unduly impacted by the implementation of the Strategy and that the most vulnerable continue to be supported.

**3.5 Pregnancy and Maternity**

Will this Policy/Strategy/Project/Procedure/Service/Function have a **differential impact [positive/negative]** on pregnancy and maternity?

|           | Yes | No | N/A |
|-----------|-----|----|-----|
| Pregnancy | x   |    |     |
| Maternity |     |    |     |

**Please give details/consequences of the differential impact, and provide supporting evidence, if any.**

Pregnant women and people who reside with them have a priority need for housing and will have access to accommodation via the Family Gateway. There is also support for pregnant young people through the Young Persons Gateway leading into the Family Gateway. The number of households in priority need due to a member being pregnant has remained fairly stable over the period 2018-2021.

**What action(s) can you take to address the differential impact?**

No negative impact anticipated, however careful monitoring of services will take place to ensure that no service users are unduly impacted by the implementation of the Strategy and that the most vulnerable continue to be supported.

**3.6 Race**

Will this Policy/Strategy/Project//Procedure/Service/Function have a **differential impact** on the following groups?

|                                | Yes | No | N/A |
|--------------------------------|-----|----|-----|
| White                          |     |    |     |
| Mixed / Multiple Ethnic Groups |     |    |     |
| Asian / Asian British          |     |    |     |



**CARDIFF COUNCIL**

**Equality Impact Assessment  
Corporate Assessment Template**

|                                             |   |  |  |
|---------------------------------------------|---|--|--|
| Black / African / Caribbean / Black British | X |  |  |
| Other Ethnic Groups                         |   |  |  |

**Please give details/consequences of the differential impact, and provide supporting evidence, if any.**

Black/African/Caribbean/Black British people account for 2% of the Cardiff population, according to the 2011 census, however they accounted for 8% of homeless clients in 2020/21. In 2021/22 so far this has increased to 11%

Asian people account for 8% of the Cardiff Population. In 2020/21 4% of homeless clients were Asian, however, 2021 /22 so far this has increased to 16% of all homeless clients.

There are a high number of households in Cardiff needing to move on from accommodation provided by the National Asylum Support Service (NASS) following a decision on their case who present to the Housing Options Services as homeless. This may account for the differential impact shown for certain ethnic minorities in our monitoring data, however further exploration is required.

**What action(s) can you take to address the differential impact?**

The reasons for differential impact of homelessness on Black/African/Caribbean/Black British and Asian groups will be explored further.

**3.7 Religion, Belief or Non-Belief**

Will this Policy/Strategy/Project/Procedure/Service/Function have a **differential impact [positive/negative]** on people with different religions, beliefs or non-beliefs?

|           | Yes | No | N/A |
|-----------|-----|----|-----|
| Buddhist  |     |    | x   |
| Christian |     |    | x   |
| Hindu     |     |    | x   |
| Humanist  |     |    | x   |
| Jewish    |     |    | x   |
| Muslim    |     |    | x   |
| Sikh      |     |    | x   |
| Other     |     |    | x   |

**Please give details/consequences of the differential impact, and provide supporting evidence, if any.**

**CARDIFF COUNCIL**

**Equality Impact Assessment  
Corporate Assessment Template**

Religion is not reported in the Welsh Government data for homeless households, however the client survey report produced for the needs assessment does give a snapshot of the religious belief of 326 clients who responded to the survey. Of these respondents 317 answered the question on religion with 150 clients not regarding themselves as belonging to any particular religion.

|                                                                                                   | No         | %            |
|---------------------------------------------------------------------------------------------------|------------|--------------|
| Buddhist                                                                                          | 2          | 0.6          |
| Christian (Including Church in Wales, Catholic, Protestant and all other Christian denominations) | 108        | 34.1         |
| Hindu                                                                                             | 1          | 0.3          |
| Jewish                                                                                            | 0          | 0.0          |
| Muslim                                                                                            | 31         | 9.8          |
| Sikh                                                                                              | 1          | 0.3          |
| Other                                                                                             | 9          | 2.8          |
| Prefer not to say                                                                                 | 15         | 4.7          |
| No Religion                                                                                       | 150        | 47.3         |
| <b>Total number of respondents</b>                                                                | <b>317</b> | <b>100.0</b> |

**What action(s) can you take to address the differential impact?**

No negative impact anticipated, however careful monitoring of services will take place to ensure that no service users are unduly impacted by the implementation of the Strategy and that the most vulnerable continue to be supported.

**3.8 Sex**

Will this Policy/Strategy/Project/Procedure/Service/Function have a **differential impact [positive/negative]** on men and/or women?

|       | Yes | No | N/A |
|-------|-----|----|-----|
| Men   | x   |    |     |
| Women | x   |    |     |

**Please give details/consequences of the differential impact, and provide supporting evidence, if any.**

The Housing Options Service data highlights a disproportionate number of clients who are single males. The reasons and possible actions to address this will be explored as part of implementing the Strategy.

The Strategy will have a positive impact on females. Much of Cardiff's hostel provision is mixed sex, however the Gender Specific Gateway meets the growing need for accommodation based on gender, particularly for women fleeing Domestic Abuse or Sexual Violence.

**CARDIFF COUNCIL**

**Equality Impact Assessment  
Corporate Assessment Template**

However, in 2020/21 60 women were unable to access specialist domestic abuse accommodation and had to be housed elsewhere.

**What action(s) can you take to address the differential impact?**

The reasons for the differential impact of homelessness on males will be explored further in taking forward the Strategy.

We will also be working to ensure all those who experience domestic abuse are able to access specialist support.

**3.9 Sexual Orientation**

Will this Policy/Strategy/Project/Procedure/Service/Function have a **differential impact [positive/negative]** on the following groups?

|                       | Yes | No | N/A |
|-----------------------|-----|----|-----|
| Bisexual              |     | X  |     |
| Gay Men               |     | X  |     |
| Gay Women/Lesbians    |     | X  |     |
| Heterosexual/Straight |     | X  |     |

**Please give details/consequences of the differential impact, and provide supporting evidence, if any.**

No impact identified.

**What action(s) can you take to address the differential impact?**

No negative impact anticipated, however careful monitoring of services will take place to ensure that no service users are unduly impacted by the implementation of the Strategy and that the most vulnerable continue to be supported.

We have made a commitment in the Strategy to gain a better understanding of diverse groups such as the LGBT community and how homelessness affects them.

**3.10 Welsh Language**

Will this Policy/Strategy/Project/Procedure/Service/Function have a **differential impact [positive/negative]** on Welsh Language?

|                | Yes | No | N/A |
|----------------|-----|----|-----|
| Welsh Language |     | x  |     |

**Please give details/consequences of the differential impact, and provide supporting evidence, if any.**

## CARDIFF COUNCIL

### Equality Impact Assessment Corporate Assessment Template

All Welsh language policies will be followed. Service users are able to express a language preference upon their first contact with services.

#### **What action(s) can you take to address the differential impact?**

No negative impact anticipated, however careful monitoring of services will take place to ensure that no service users are unduly impacted by the implementation of the Strategy.

#### **4. Consultation and Engagement**

What arrangements have been made to consult/engage with the various Equalities Groups?

Consultation has taken place with partners as part of the Needs Assessment and comments have informed aspects of the Strategy.

Consultation has also taken place with those who have accessed homelessness and support services to establish their views on current services and improvements required. These views have fed into the Needs Assessment and Strategy.

#### **5. Summary of Actions [Listed in the Sections above]**

| <b>Groups</b> | <b>Actions</b>                                                                                                                                                                                                                                                                                                                                                                                                                                                                                                                                                                                                                                                                                                                  |
|---------------|---------------------------------------------------------------------------------------------------------------------------------------------------------------------------------------------------------------------------------------------------------------------------------------------------------------------------------------------------------------------------------------------------------------------------------------------------------------------------------------------------------------------------------------------------------------------------------------------------------------------------------------------------------------------------------------------------------------------------------|
| Age           | <p>We will review the findings of the Upstream Cymru Project. The project aims to identify school aged children and their families who may be at risk of homelessness to provide early intervention and targeted support. We will be looking at the project to consider further targeted interventions as previous studies saw that youth homelessness can be reduced by 40% where such a scheme is implemented.</p> <p>We will review and enhance our advice and meditation services, with particular regard to young people, preventing family breakdown wherever possible.</p> <p>We will better understand the support needed for young people presenting with complex needs and develop specialist services as needed.</p> |
| Disability    | Embed an assessment / triage approach for all those presenting as homeless, ensuring need is properly identified                                                                                                                                                                                                                                                                                                                                                                                                                                                                                                                                                                                                                |

**CARDIFF COUNCIL**

**Equality Impact Assessment  
Corporate Assessment Template**

|                                                           |                                                                                                                                                                                                                                                                                                                                                                              |
|-----------------------------------------------------------|------------------------------------------------------------------------------------------------------------------------------------------------------------------------------------------------------------------------------------------------------------------------------------------------------------------------------------------------------------------------------|
|                                                           | <p>for both individuals and families, and that housing and support plans are tailored to individual need.</p> <p>Continue to provide additional support to families with higher needs, working in partnership with the Early Help service.</p> <p>We will be reviewing the success of the Single Person Assessment Centre and consider future development of the scheme.</p> |
| Gender Reassignment                                       | None.                                                                                                                                                                                                                                                                                                                                                                        |
| Marriage & Civil Partnership                              | None.                                                                                                                                                                                                                                                                                                                                                                        |
| Pregnancy & Maternity                                     | None                                                                                                                                                                                                                                                                                                                                                                         |
| Race                                                      | The reasons for differential impact of homelessness on Black/African/Caribbean/Black British and Asian groups will be explored further.                                                                                                                                                                                                                                      |
| Religion/Belief                                           | None.                                                                                                                                                                                                                                                                                                                                                                        |
| Sex                                                       | <p>The reasons for the differential impact of homelessness on males will be explored further in taking forward the Strategy.</p> <p>We will also be working to ensure all those who experience domestic abuse are able to access specialist support.</p>                                                                                                                     |
| Sexual Orientation                                        | We will gain a better understanding of diverse groups such as the LGBT community and how homelessness affects them                                                                                                                                                                                                                                                           |
| Welsh Language                                            | None.                                                                                                                                                                                                                                                                                                                                                                        |
| Generic Over-Arching [applicable to all the above groups] | None.                                                                                                                                                                                                                                                                                                                                                                        |

**6. Further Action**

Any recommendations for action that you plan to take as a result of this Equality Impact Assessment (listed in Summary of Actions) should be included as part of your Service Area's Business Plan to be monitored on a regular basis.

**7. Authorisation**

The Template should be completed by the Lead Officer of the identified Policy/Strategy/Project/Function and approved by the appropriate Manager in each Service Area.

|                                           |               |
|-------------------------------------------|---------------|
| Completed By :Jessica Hoops               | Date:09/12/21 |
| Designation: Policy & Development Manager |               |
| Approved By: Jane Thomas                  |               |

CARDIFF COUNCIL

Equality Impact Assessment  
Corporate Assessment Template

|                                                       |         |
|-------------------------------------------------------|---------|
| Designation: Director Adults, Housing and Communities | 9/12/21 |
| Service Area: Adults Housing and Communities          |         |

- 7.1 On completion of this Assessment, please ensure that the Form is posted on your Directorate's Page on CIS - *Council Wide/Management Systems/Equality Impact Assessments* - so that there is a record of all assessments undertaken in the Council.

For further information or assistance, please contact the Citizen Focus Team on 029 2087 2536 / 3262 or email [equalityteam@cardiff.gov.uk](mailto:equalityteam@cardiff.gov.uk)



**CABINET MEETING: 20 JANUARY 2022**

---

**DISPOSAL OF THE LAND AT ST MELLONS, CARDIFF TO LINC  
CYMRU HOUSING ASSOCIATION**

**INVESTMENT & DEVELOPMENT (COUNCILLOR RUSSELL  
GOODWAY)**

**AGENDA ITEM: 7**

---

*Appendices B and C of this report are not for publication as they contain exempt information of the description contained in paragraphs 14 of part 4 and paragraph 21 of part 5 Schedule 12A of the Local Government Act 1972.*

**Reason for this Report**

1. To seek Cabinet Approval for the disposal of its freehold interest in land at St Mellons, Cardiff to Linc Cymru Housing Association with transaction to complete within 21/22 Financial year.

**Background**

2. The 2015-2020 Property Strategy set out a framework to improve the performance of this estate. The Strategy introduced the Corporate Land and Property Management Plan (CLPMP), which details all property related activities planned over the course of the relevant financial year.
3. Based the property strategy, the Capital Programme approved by Council in February 2018 set a target for non-earmarked General Fund Capital receipts of £40 million, with a subsequent increase of £1 million to this target in 2019/20, after making a deduction for eligible revenue costs of disposal. The CLPMP proposed to raise capital receipts to be delivered from the disposal of surplus assets derived from the Council's Operational Land and Buildings, Non-Operational Land and Buildings and land portfolios.
4. It is also noted that subsequently, on 16<sup>th</sup> December 2021 Cabinet also approved the new 2021-2026 Property Strategy. Under this Strategy progress towards the original year end 22/23 £40m target is noted and, to deliver the full amount, the Council will seek to generate a total of £25m general fund capital receipts over the next five financial years to

year end 25/26. The receipt from this transaction is a significant step to delivering on the capital receipts target.

5. The Council's portfolio currently holds the freehold interest for approximately 16.5 acres of land in St Mellons, Cardiff which is held under lease to Linc Cymru Housing Association, as show on the Redline Plan in Appendix A. The current lease runs for term of 125 years from 2<sup>nd</sup> July 1987 and accordingly will expire on 1<sup>st</sup> July 2112.
6. Contained within the demise are 288 properties managed and leased by Linc Cymru. From 1<sup>st</sup> July 2022, a rent will become payable to Cardiff Council. The lease is based on net rent provisions with the amount payable determined by the income generated from rents of the 288 properties payable to Linc Cymru less certain allowable running costs.
7. The sale of the Council's freehold interest will generate a significant capital receipt, furthermore it will give a local housing association the benefit of a freehold interest in title fee simple absolute in possession.
8. Purchase Price & Marriage Value - Linc Cymru has agreed to purchase the Council's freehold interest for the the market value of the Council's current interest, plus 50% of the marriage value attributable to a value uplift released by the purchaser obtaining a simplified freehold title to the land. (See Heads of Terms in Confidential Appendix B)
9. Valuation - The land value and marriage value have been assessed by external valuers in a report dated 7<sup>th</sup> December 2021 (see Valuation Report in Confidential Appendix C).

## **Issues**

10. Current Lease – Since the commencement of the lease on 2<sup>nd</sup> July 1987 the Council has not been entitled to rental payments from Linc Cymru. However, the first rental payment payable under the terms of the lease is due in 2022. Throughout the remainder of the term, Cardiff Council is entitled to a yearly rent, to be assessed annually, being 15% of the “Net Rents Received” for the relevant year proceeding.
11. Net Rents Received are defined as the aggregate of all income in the Relevant Year, but deducting certain allowable amounts for property and reasonable management costs, repairs and property insurance.
12. Similar transactions between Housing Associations and local Authorities, including Cardiff, have taken place previously as it is considered that this form of lease is undesirable over the long term as the net rent definition leaves open the possibility of dispute and it is a structure that financial institutions are reluctant to allow debt to be raised against. Therefore, it is in both parties interest to share the marriage value created by simplifying the ownership structure, ideally through a freehold sale.



13. Via the transaction, the Council will receive a payment to reflect marriage value unlocked from the sale and in the absence of a transaction, this marriage value would not otherwise be captured.

#### **Local Member consultation**

14. The proposed transaction was included within the Annual Property Plan 2021/22 approved by Cabinet on 16<sup>th</sup> December 2021.

#### **Reason for Recommendations**

15. To sanction the disposal of Cardiff Council's freehold interest in the land at St Mellons, Cardiff to Linc Cymru housing association to generate a significant receipt towards the Council's capital programme.
16. Disposal of freehold interest in the land, will result in a capital receipt for the Council during 2021/22. As set out in the valuation, the recommendation is disposal on the basis that the site is deemed to have no strategic relevance for the Council and that income now in the form of a receipt is preferable to income receivable over the remaining term of the lease and reversion of the asset to the council at the end of the lease.
17. The independent valuation sets out the market value, which is based on an estimated net rent receivable in future years. The market valuation estimate is based on the lower end of a band of net rent assumptions. Whilst any open market disposal may attract strong investor demand due to covenant and length of lease, the valuation suggests investors would be deterred due to the uncertainties surrounding the clauses that determine calculation of Net Rent.
18. No income assumptions have been made for this site in future revenue budget income targets in respect to property. This property is deemed by estates to be non-operational property rather than investment property; accordingly, any capital receipt will be non-earmarked.
19. The report highlights the £40 million Capital receipts target set as part of previous budgets and confirms these targets in the latest iteration of the Property strategy, considered by Cabinet in December 2021. Receipts of £8 million have been generated in the three years to 31st March 2021 towards this target, with a further £17 million deemed receivable by 31 March 2023 as per the latest property strategy. This disposal to Linc is part of the forecast for receipts.

#### **Financial Implications**

22. Disposal of freehold interest in the land, will result in a capital receipt for the Council during 2021/22. As set out in the valuation, the recommendation requested to be agreed is disposal on the basis that the site is deemed to have no strategic relevance for the Council now or in future, and that income now in the form of a receipt is preferable to income receivable over the remaining term of the lease and reversion of the asset to the council at the end of the lease.

23. The independent valuation sets out the market value, which is based on an estimated net rent receivable in future years. The market valuation estimate is based on the lower end of a band of net rent assumptions. Whilst any open market disposal may attract strong investor demand due to covenant and length of lease, the valuation suggests investors would be deterred due to the uncertainties surrounding the clauses that determine calculation of Net Rent. Accordingly the report proposes an agreed valuation and disposal directly with Linc housing association, based on independent valuation advice.
24. No income assumptions have been made for this site in future revenue budget income targets in respect to property. This property is deemed by estates to be non operational property rather than investment property, accordingly any capital receipt will be non earmarked.
25. The report highlights the £40 million Capital receipts target set as part of previous budgets and confirms these targets in the latest iteration of the Property strategy, considered by Cabinet in December 2021, Whilst £15 million of the target has been identified in respect to school sites, future iterations of the plan are proposed to provide further detail when approved as part of the specific sites and potential valuations. Receipts of £8 million have been generated in the three years to 31st March 2021 towards this target, with a further £17 million deemed receivable by 31 March 2023 as per the latest property strategy. This disposal to Linc is part of the forecast for receipts.

### **Legal Implications**

26. Section 123 of the Local Government Act 1972 provides general power to dispose of any of its land.
27. The Council's Disposal and Acquisition of Land Procedure Rules requires the decision maker to have regard to advice from a qualified valuer, to ensure value for money. The decision maker should have regard to the valuation report annexed to this report.

### **Equalities & Welsh Language**

28. In considering this matter the decision maker must have regard to the Council's duties under the Equality Act 2010 (including specific Welsh public sector duties). Pursuant to these legal duties Councils must, in making decisions, have due regard to the need to (1) eliminate unlawful discrimination, (2) advance equality of opportunity and (3) foster good relations on the basis of protected characteristics. Protected characteristics are: (a) Age, ( b ) Gender reassignment( c ) Sex (d) Race – including ethnic or national origin, colour or nationality, (e) Disability, (f) Pregnancy and maternity, (g) Marriage and civil partnership, (h) Sexual orientation (i) Religion or belief –including lack of belief.
29. When taking strategic decisions, the Council also has a statutory duty to have due regard to the need to reduce inequalities of outcome resulting

from socio-economic disadvantage ('the Socio-Economic Duty' imposed under section 1 of the Equality Act 2010). In considering this, the Council must take into account the statutory guidance issued by the Welsh Ministers ([WG42004 A More Equal Wales The Socio-economic Duty Equality Act 2010 \(gov.wales\)](#)) and must be able to demonstrate how it has discharged its duty.

30. An Equalities Impact Assessment aims to identify the equalities implications of the proposed decision, including inequalities arising from socio-economic disadvantage, and due regard should be given to the outcomes of the Equalities Impact Assessment.
31. The decision maker should be mindful of the Welsh Language (Wales) Measure 2011 and the Welsh Language Standards.

#### The Well-being of Future Generations (Wales) Act 2015

32. The Well-Being of Future Generations (Wales) Act 2015 ('the Act') places a 'well-being duty' on public bodies aimed at achieving 7 national well-being goals for Wales - a Wales that is prosperous, resilient, healthier, more equal, has cohesive communities, a vibrant culture and thriving Welsh language, and is globally responsible. In discharging its duties under the Act, the Council has set and published well being objectives designed to maximise its contribution to achieving the national well being goals. The wellbeing objectives are set out in Cardiff's Corporate Plan 2020 -23.
33. When exercising its functions, the Council is required to take all reasonable steps to meet its wellbeing objectives. This means that the decision makers should consider how the proposed decision will contribute towards meeting the wellbeing objectives and must be satisfied that all reasonable steps have been taken to meet those objectives.
34. The wellbeing duty also requires the Council to act in accordance with a 'sustainable development principle'. This principle requires the Council to act in a way which seeks to ensure that the needs of the present are met without compromising the ability of future generations to meet their own needs. Put simply, this means that Council decision makers must take account of the impact of their decisions on people living their lives in Wales in the future. In doing so, the Council must:
  - Look to the long term
  - Focus on prevention by understanding the root causes of problems
  - Deliver an integrated approach to achieving the 7 national well-being goals
  - Work in collaboration with others to find shared sustainable solutions
  - Involve people from all sections of the community in the decisions which affect them

The decision maker must be satisfied that the proposed decision accords with the principles above; and due regard must be given to the Statutory Guidance issued by the Welsh Ministers, which is accessible on line using the link below: <http://gov.wales/topics/people-and-communities/people/future-generations-act/statutory-guidance/?lang=en>

35. Policy and Budget Framework

The decision maker must be satisfied that the proposal is within the Policy and Budget Framework, if it is not then the matter must be referred to Council.

**Property Implications**

36. The report covers the specifics of this transaction in detail. At a strategic level, it is noted that the Council is disposing of a property asset which has a long term but uncertain income stream and a freehold reversion in the distant future. As set out, the Council also has a need for Capital Receipts under existing Cabinet approved targets.

37. By selling to Linc now, the proposed transaction delivers an immediate marriage value premium to the market value of the existing income based interest and therefore it is considered advantageous to sell at this point and raise a significant sum towards the Capital Receipts targets.

**HR Implications**

38. There are no HR Implications.

**RECOMMENDATIONS**

Cabinet is recommended to agree that the Council disposes of its freehold interest in land at St Mellons, Cardiff, to Linc Cymru Housing Association, on the basis of the terms agreed.

|                                   |                                                          |
|-----------------------------------|----------------------------------------------------------|
| <b>SENIOR RESPONSIBLE OFFICER</b> | <b>Neil Hanratty</b><br>Director of Economic Development |
|                                   | 14 January 2022                                          |

*The following appendices are attached:*

- Appendix A - Redline Plan
- Confidential Appendix B - Heads of Terms
- Confidential Appendix C - Valuation Report





This page is intentionally left blank

By virtue of paragraph(s) 14, 21 of Part(s) 4 and 5 of Schedule 12A of the Local Government Act 1972.

Document is Restricted

This page is intentionally left blank



By virtue of paragraph(s) 14, 21 of Part(s) 4 and 5 of Schedule 12A of the Local Government Act 1972.

Document is Restricted

This page is intentionally left blank

**CITY CENTRE RECOVERY ACTION PLAN****INVESTMENT & DEVELOPMENT (COUNCILLOR RUSSELL  
GOODWAY and STRATEGIC PLANNING & TRANSPORT  
(COUNCILLOR CARO WILD)****AGENDA ITEM: 8**

---

**Reason for this Report**

1. To approve the City Centre Recovery Action Plan, which outlines key initiatives and programmes that the Council and partners will work towards over the next five years as the city centre emerges from the Covid-19 pandemic to create long-term prosperity.
2. To respond to the Greener, Fairer, Stronger City Recovery and Renewal Strategy (November 2021), Key Mission 1: Reimagine the City Centre.

**Background**

3. The Covid pandemic has had a significant impact on UK city centres, where at the peak of the restrictions almost all economic activity was stalled. Furthermore, trends that we were experiencing before the pandemic, such as the increasing prevalence of online retail, and the emerging model of hybrid working, have only been accelerated.
4. During the pandemic the city responded by putting in place measures to support city-centre businesses, specifically with the aim of maintaining future levels of employment given that the city centre accounts for circa 70,000 jobs in total. This included the creation of socially distanced public spaces, and closer city centre management among others. Additionally, the Council undertook measures to promote the city in a safe way as restrictions eased.
5. The Council also undertook an exercise to consider its development priorities in the post-COVID economy. As part of this work Dr Tim Williams, a leading city expert, was commissioned to undertake a review of the expected impact of the legacy of the pandemic on cities, and to consider that in the context of Cardiff. This work, as well as local research and an engagement exercise including residents, businesses and representative organisations contributed to the development of *Greener, Fairer, Stronger*, the city's recovery strategy that was approved by Cabinet at its December 2021 meeting.

6. The *Greener, Fairer, Stronger* outlined a number of key missions that underpinned the city's recovery strategy, namely:
  - Mission 1: Reimagine the city centre
  - Mission 2: A City for Everyone
  - Mission 3: A 15 Minute City
  - Mission 4: Culture and sport-led renewal
  - Mission 5: Tech City
  - Mission 6: One Planet Recovery
  
7. This report considers the first mission: *Reimagine the city centre*. This mission was considered critical in the strategy given the scale of jobs supported by the city centre, as well as the opportunities it afforded to support a more productive and more sustainable economic recovery. Notably the report including a number of key priorities for the mission, which were to:
  - Make sure our city centre is safe, clean, welcoming and attractive for people of all ages and backgrounds.
  - Accelerate the completion of the central business district to support continued jobs growth.
  - Support existing businesses to grow and become more productive.
  - Improve existing - and establish new – public squares, streets, green spaces and open up our waterfront.
  - Take a more direct role in managing the future of the city centre to reflect the needs of residents, workers, businesses and visitors.
  - Put culture and arts at the centre of the recovery, embracing the role the sector plays in shaping our city centre.
  - Create a city centre that is fully accessible to all ages, and people of disabilities underpinned by a fully integrated transport system.
  
8. The City Centre Recovery Action Plan sets out the Action Plan for delivering the *Reimagine the city centre* mission.

## Issues

9. As the city emerges from the pandemic it is essential that we consider the steps needed to support the recovery, and new ways of working, whilst at the same time recognising that we need to support a more productive, equitable and sustainable recovery. In this regard, following development of the *Greener, Fairer, Stronger* report the City Centre Recovery Action Plan has been developed in line with the strategic priorities of the *Reimagine the city centre* mission. The action plan builds on the recovery work and identifies a number of key issues to be noted, including:
  - i. City Centres are crucial to community, cultural and social identity. In the middle of the pandemic the actions taken in the city centre were seen as important to the wider city community. The state and health of the city centre and local centres matter to residents and is critical

to the identity of Cardiff. In addition, it provides crucial meeting and socialisation space for residents, visitors and businesses.

- ii. The City Centre is also essential to Cardiff's' response to the Climate Emergency, the One Planet Strategy and the 10 yr. Transport Strategy. The centre is the most accessible location in the city, the focus of public transport and active travel networks, and as such supports the most efficient low carbon focus of the city.
  - iii. The City Centre is also essential to business, both in terms of a location for many large and small employers but also a place for meetings and interaction, many supporting hospitality industries, and finally as a key source of brand recognition.
  - iv. The city centre also provides Wales' best opportunity in addressing its significant productivity gap with the UK, with a widely recognised weakness in the Welsh economy that its fails to deliver the benefits that accrue from agglomeration associated with knowledge-based businesses. The onset of increased hybrid working provides both an opportunity and threat in this area. Specifically, the work undertaken by Dr Tim Williams identified that smaller cities such as Cardiff could benefit from a movement away from the world's megacities.
10. The recovery strategy notes that we must maintain the momentum of our current projects, driving direct jobs through construction, but also improving our overall city infrastructure in the long term. In addition, the maintenance of the city centre in terms of cleanliness, public safety, air quality, street greening and overall appearance and quality is consistently recognised as critical to users. Also, the response to shape the long-term future of the city centre needs to include measures to re-activate the night-time economy, to improve the cultural offer, animate public spaces and diversify public transport options.
11. The Action Plan also recognises that over the longer term, cities will need to respond to this challenge by taking a more active role in the management of their centres. This enhanced proactive management role is termed 'curation'. The action plan does not seek to replicate existing work, but rather bring about improvements in the way the city centre operates both now and in the future. By bringing together the range of city centre activities into a single five-year plan. There are nine key themes to the action plan:
- i. A Fully Curated City Centre – clean, safe, attractive, well managed for all
  - ii. A Dynamic Business and Employment Hub
  - iii. A World Class Transport Network
  - iv. A City Centre of World Class Urban Design and Public Realm
  - v. A Green and Biodiverse City Centre
  - vi. A Blue City Centre of Rivers and Canals
  - vii. A Great Inclusive Place to Live and Play
  - viii. A City Centre of Culture and Animation

- ix. A Great Quality Experience for Visitors
12. Furthermore, it is considered essential to establish a stable and robust funding regime in terms of revenue and capital. This will clearly need to be considered in the context of wider corporate and directorate commitments and the need for value for money services and robust business planning. In this regard, a key recognition is that the most successful cities will those that are able to develop and sustain highly successful city centres.
13. Cardiff has a strong tradition of working in partnership with private, voluntary and other public sector organisations to achieve this ambition. Over recent years major projects such as St David's Centre, the Principality Stadium and more have been developed to assist in transforming the city.
14. However, notwithstanding the high quality of management and programmes in place, this plan recognises the fact that city centres across the UK are facing a potential crisis and more will need to be done to ensure not just long-term stability but success.

### **Consultation and Engagement**

15. In May 2021 Cabinet resolved that the draft 'Greener, Fairer, Stronger City Recovery and Renewal Strategy' (focusing on how the city should respond to the global pandemic) be approved for engagement purposes. This engagement process was undertaken during the summer, with the results being reported to Cabinet in December. Mission 1 related to the reimagining of the city centre post pandemic. Feedback from the engagement process is summarised below and has been incorporated into the preparation of the City Centre Recovery Action Plan:
- Cleanliness, safety and accessibility were key issues raised in both engagement sessions and the survey feedback.
  - Investment in public open space, including green space, was welcomed by all groups.
  - Transport remains a critical component of the city centre.
  - Recruitment and skills issues were raised as important issues in the business engagement sessions.
  - Supporting local home grown businesses was also seen as a way of making the city centre more interesting.
  - There were some differing views regarding transport, with support for improved cycle infrastructure, whilst some were advocating for improved road infrastructure.
  - Responses also showed conflicting views regarding development, with some raising concerns over city centre developments.

### **Scrutiny Consideration**

16. The Economy & Culture Scrutiny Committee are due to consider this item on 19 January 2022. Any comments received will be circulated at the Cabinet meeting.

## **Reason for Recommendations**

17. To provide an action plan that brings together and promotes key initiatives and projects that the Council and partners will work towards over the next five years as the city centre emerges from the Covid-19 pandemic.
18. To respond to the Greener, Fairer, Stronger City Recovery and Renewal Strategy (November 2021), Key Mission 1: Reimagine the City Centre.

## **Financial Implications**

19. The report sets out an Action Plan to Reimagine the City Centre which will include a number of actions and priorities. Where funding for these initiatives has not been identified then the development of robust business cases, including fully costed option appraisals, will need to be considered prior to the implementation of any of these initiatives. This will be necessary in order to assist the Council budget setting process for 2022/23, for both Revenue and Capital budgets, and to ensure that appropriate levels of funding are in place and initiatives are affordable. In the event of any funding gaps being identified, then consideration should be given to the likelihood of successfully obtaining external funding and the timing of the costs incurred. Where actions and priorities have been identified as requiring additional costs beyond 2022/23 then those matters should be contained and considered within the overall Medium Financial Plan and the Council's overall strategy for financial resilience. Robust risk registers should be held at the appropriate service / project / programme level with a regular review in order to ensure that risks remain time appropriate along with the right risk mitigations being in place and being developed.

## **Legal Implications**

20. The report seeks approval of the City Centre Recovery Action Plan. Legal Services have not considered the Action Plan in detail but understand that the plan contains a number of potential schemes and initiatives. Legal advice should be obtained on each such scheme and initiative prior to being implemented to ensure the same can be achieved within legal constraints.
21. It is understood that the Action Plan incorporates feedback received from an "engagement process" undertaken. It should be noted that such engagement (consultation) gives rise to a legitimate expectation that the outcome of the consultation will be taken into account in determining the way forward. Accordingly, it is important that all feedback has been duly considered.
22. It is noted that the report recommends that matters be delegated to the Directors of Economic Development and Planning, Transport & Environment. This is a wide delegation.
23. The Council is statutorily responsible for the promotion of economic, social and environmental wellbeing of the city.

24. To the extent that any of the proposed schemes and initiatives are dependant on the making of any orders or the obtaining of any consents or the like then it will be necessary to follow the appropriate statutory processes. By way of example only if a scheme is dependent on the making of a traffic regulation order (TRO) then the outcome cannot be guaranteed as individuals have the right to object. Due and proper consideration would need to be given to any such objections in determining how to proceed.
25. If any proposed scheme involves the procurement of works, goods or services then the Council must comply with its Contract Standing Orders and Procurement Rules and procurement legislation.
26. In considering the way forward the decision maker will need to be satisfied that the proposals can be achieved within the budget and policy framework
27. The Council has to satisfy its public sector duties under the Equalities Act 2010 (including specific Welsh public sector duties). Pursuant to these legal duties Councils must in making decisions have due regard to the need to (1) eliminate unlawful discrimination, (2) advance equality of opportunity and (3) foster good relations on the basis of protected characteristics. Protected characteristics are:
  - Age
  - Gender reassignment
  - Sex
  - Race – including ethnic or national origin, colour or nationality
  - Disability
  - Pregnancy and maternity
  - Marriage and civil partnership
  - Sexual orientation
  - Religion or belief – including lack of belief
28. As such decisions have to be made in the context of the Council's equality act public sector duties. Vulnerable people with respiratory and other illnesses are more likely to be affected by poor air quality. Accordingly an Equality Impact Assessment should be carried out the purpose of the Equality Impact Assessment is to ensure that the Council has understood the potential impacts of the proposal in terms of equality so that it can ensure that it is making proportionate and rational decisions having due regard to its public sector equality duty. The decision maker must have due regard to the Equality Impact Assessment in making its decision.
29. The Council has to be mindful of the Welsh Language (Wales) Measure 2011 and the Welsh Language Standards when making any policy decisions and consider the impact upon the Welsh language, the report and Equality Impact Assessment deals with all these obligations.



30. The decision maker should also have regard when making its decision to the Council's wider obligations under the Wellbeing of Future Generations (Wales) Act 2015. In brief the act makes provision with regards promoting/improving wellbeing.
31. The Well-Being of Future Generations (Wales) Act 2015 ("the Act") places a 'well-being duty' on public bodies aimed at achieving 7 national well-being goals for Wales – a Wales that is prosperous, resilient, healthier, more equal, has cohesive communities, a vibrant culture and thriving Welsh language, and is globally responsible.
32. In discharging its duties under the Act, the Council has set and published well being objectives designed to maximise its contribution to achieving the national well being goals. The well being objectives are set out in Cardiff's Corporate Plan 2021-24.
33. The well being duty also requires the Council to act in accordance with 'sustainable development principle'. This principle requires the Council to act in a way which seeks to ensure that the needs of the present are met without comprising the ability of future generations to meet their own needs. Put simply, this means that Council decision makers must take account of the impact of their decisions on people living their lives in Wales in the future. In doing so, the Council must:
  - Look to the long term
  - Focus on prevention by understanding the root causes of problems
  - Deliver an integrates approach to achieving the 7 national well-being goals
  - Work in collaboration with others to find shared sustainable solutions
  - Involve people from all sections of the community in the decisions which affect them
34. The decision maker must be satisfied that the proposed decision accords with the principles above; and due regard must be given to the Statutory Guidance issued by the Welsh Ministers, which is accessible using the link below: <http://gov.wales/topics/people-and-communities/people/future-generations-act/statutory-guidance/?lang=en>.
35. The Council has to consider the Well-being of Future Guidance (Wales) Act 2015 and how this strategy may improve the social, economic, environmental and cultural well-being of Wales.

### **HR Implications**

36. There are no direct HR implications from this report and action plan.

### **Property Implications**

37. There are no direct property implications or recommendations from this report. It is important to understand the significant impact property may have to either deliver or support the delivery of the City Centre Recovery Action plan. Should recovery proposals specifically require the use of

Council assets or require property transactions, this should be undertaken in consultation with Strategic Estates.

## RECOMMENDATIONS

Cabinet is recommended to:

- (i) approve in principle the City Centre Recovery Action Plan: and
- (ii) delegate authority to the Director of Economic Development and the Director of Planning, Transport & Environment in consultation with the Cabinet Member Investment and Development, Cabinet Member Strategic Planning and Transport, Cabinet Member Finance, Modernisation and Performance, s.151 Officer and Director Governance and Legal Services to bring together and promote key initiatives and programmes that the Council and partners will work towards over the next five years, subject to any proposals being within the budget and policy framework

|                                   |                       |
|-----------------------------------|-----------------------|
| <b>SENIOR RESPONSIBLE OFFICER</b> | <b>Andrew Gregory</b> |
|                                   | 14 January 2021       |

*The following appendix is attached:*

- Appendix 1: Cardiff City Centre Recovery Action Plan

*The following background papers have been taken into account*

Draft Greener, Fairer, Stronger City Recovery and Renewal Strategy (May 2021)

<https://www.cardiff.gov.uk/ENG/Your-Council/Strategies-plans-and-policies/covid-recovery-strategy/Documents/Draft%20City%20Recovery%20and%20Renewal%20Strategy.pdf>

# Cardiff City Centre Recovery Action Plan

January 2022







# CONTENTS

---

**04 | INTRODUCTION**

**06 | KEY TRENDS SHAPING CARDIFF CITY'S RENEWAL**

**08 | OTHER UK EXEMPLARS**

**10 | CREATING A GREAT CAPITAL CITY CENTRE**







---

# Introduction

The Covid-19 pandemic has had an extraordinary impact on city centres across the UK, changing the way we live our lives and the way we do business in ways few of us could have imagined. However, in many ways this has forced us to reflect on longer-term trends that were already occurring in retail activity, the use of technology, the demand for experiences and for high quality places. Moving forward, the key issue for city centres is whether they can adapt, transform and emerge stronger as great destinations that people want to come to.

Cardiff has already been on a process of successful change. Over the past 25 years, the city centre has seen some of the most transformational improvements in its history, from major leisure, retail and business developments, such as the Principality Stadium, St David's Dewi Sant and the regeneration of Central Square, through to the increased pedestrianisation of its streets making areas more inclusive/accessible, the growth of its residential population through city centre living and the emergence of the 24 hour city centre through the increased provision and diversity of its cultural and tourism offer. These improvements have added to other key features in the city centre, such as its outstanding Castle, Civic Centre and Victorian arcades, which all contribute towards its unique character.

Specifically for the city centre the aim is to build upon its existing achievements as a great destination.

As the city emerges from the pandemic it is essential that we consider the steps we need to take to accelerate recovery, whilst at the same time recognising that we need to use the crisis as a catalyst to building back greener, fairer and stronger.

In this regard, a key recognition is that in the future the most successful cities will have great city centres. This action plan outlines key initiatives and programmes that the Council and partners will work towards over the next five years to ensure Cardiff has a great City Centre. Cardiff has a strong tradition of working in partnership with private, voluntary and other public sector organisations and the initiatives/programmes will need the continuing active participation and collective buy in of all city centre users to achieve the highest standards in sustainable design, development, management, maintenance and marketing.

This plan we hope will make a great and vibrant city centre even greater.



CYNGHORYDD / COUNCILLOR HUW THOMAS

ARWEINYDD / LEADER

CYNGOR CAERDYDD / CARDIFF COUNCIL





# KEY TRENDS SHAPING CARDIFF CITY'S RENEWAL





## **SUCCESSFUL CITY CENTRES ARE GREAT DESTINATIONS**

---

City centres and high streets must be destination experiences and places of choice; we no longer have to be there, but we must want to. Agglomeration, innovation and creativity will continue to drive economic growth and jobs. As Wales' core city, Cardiff will continue to play a leadership role in the Welsh economy post-Covid.



## **NEW WORK/LIFE BALANCE**

---

Hybrid agile working is here to stay and combining home and office is likely to continue post-pandemic. Flexible space and travel will provide opportunities for local economic renewal, reduced carbon emissions, reduce congestion and cleaner air that need to be grasped.



## **THE LOCAL - REDISCOVERED**

---

Lockdowns have led to a greater appreciation of local areas and demand for local services. The city centre must work in tandem with '15-minute neighbourhoods', where people have easy and safe access to shops, schools, health care and green/blue spaces in the vicinity of their homes.



## **FUNDAMENTAL PUBLIC EQUALITY**

---

Without concerted action, the gap between rich and poor will widen. The poorest communities have faced a double impact of health and financial hardship as a result of the pandemic. City centres need to engage and welcome the whole community, of all ages and abilities.



## **CURATION & PARTNERSHIP**

---

Taking management to a new level. City centres are now about quality not quantity. Healthy, green, clean, vibrant, well designed and safe environments that reach highest standards cannot be created without careful planning and organisation and will be critical to success.



## **EVENTS & OUTSIDE SPACE**

---

Hospitality and the use of social spaces are bouncing back as lockdown eases. The role of food and drink, together with arts, culture, animation, events and the use of public spaces will be integral to creating experiences that bring people back together.



## **CLIMATE EMERGENCY**

---

Notwithstanding the depth of the Covid-19 pandemic, it is recognised that Climate Change remains the defining global challenge of our generation. The continuing development and regeneration of the city centre provides opportunities to make it more resilient to climate change and to contribute towards becoming a carbon neutral city.



## **ACTIVE TRAVEL AND PUBLIC TRANSPORT**

---

City centres will reassert the role of the pedestrian and cycling environment. Car access will still be critical, but car domination will need to be tamed or pushed out of important spaces. Effective mass transit and active travel networks are the key to avoid moving from lockdown to gridlock.



# OTHER UK EXEMPLARS

Cities around the UK are looking to radically transform their buildings and spaces into vibrant environmental, social and economic hubs of prosperity.

## *Liverpool*

Liverpool is a place that has seen much change over the last 20 years. Culture Liverpool was established after the triumph of 2008, in which the City of Liverpool delivered the most successful European Capital of Culture year to date.

More than £4 billion was invested in the physical transformation of the city. Areas were reconverted and brought back to life to reach their full potential with the creation of developments including Liverpool ONE, the Echo Arena and Convention Centre and the opening of the cruise liner terminal and renovations to places like St George's Hall, the Bluecoat and World Museum Liverpool.

## *Nottingham*

Nottinghamshire Wildlife Trust has shared a bold vision to rewild the city of Nottingham and 'green up' the historic city centre following the decision to demolish the much-derided Broadmarsh shopping centre. With 100% of the demolished site transformed into a natural urban oasis, would become Nottingham's living breathing heartbeat – a mini Central Park where people can connect with nature and escape the stresses of modern life without leaving the city.

Such a bold green vision could set the city on a course to a greener economic recovery, boost tourism and stimulate inward investment.





‘Liverpool is a shining symbol of renaissance, boasting modern architecture, an abundance of art, and a people proud of both its past and present...’

**Manchester Evening News**

### ***Manchester***


The Northern Powerhouse forms part of the government’s industrial strategy which is building on a strong economy and helping businesses up and down the country seize the opportunities presented by leaving the EU.

The Northern Powerhouse strategy explains how the government will work with local stakeholders to address key barriers to productivity in the region. The government will invest in transport infrastructure to improve connections between and within the North’s towns, cities and counties; work with local areas to raise education and skills levels across the North; ensure the North is an excellent place to start and grow a business; and ensure the Northern Powerhouse is recognised worldwide as an excellent opportunity for trade and investment.

### ***Birmingham***

In response to the challenges facing Birmingham City Centre including the need to tackle climate change, the Covid-19 pandemic as well as economic challenges. The city has proposed four principles that will guide the actions and plans in the strategy for Central Birmingham 2040.

- Green city - create a city environment that has a minimal impact on our planet and enables nature to be truly part of the city.
- Equitable city - a city where all communities have the same opportunities.
- Liveable city - a people-focussed city where citizens can create homes and communities.
- Distinctive city - a city that takes pride in the individual identity of its communities.





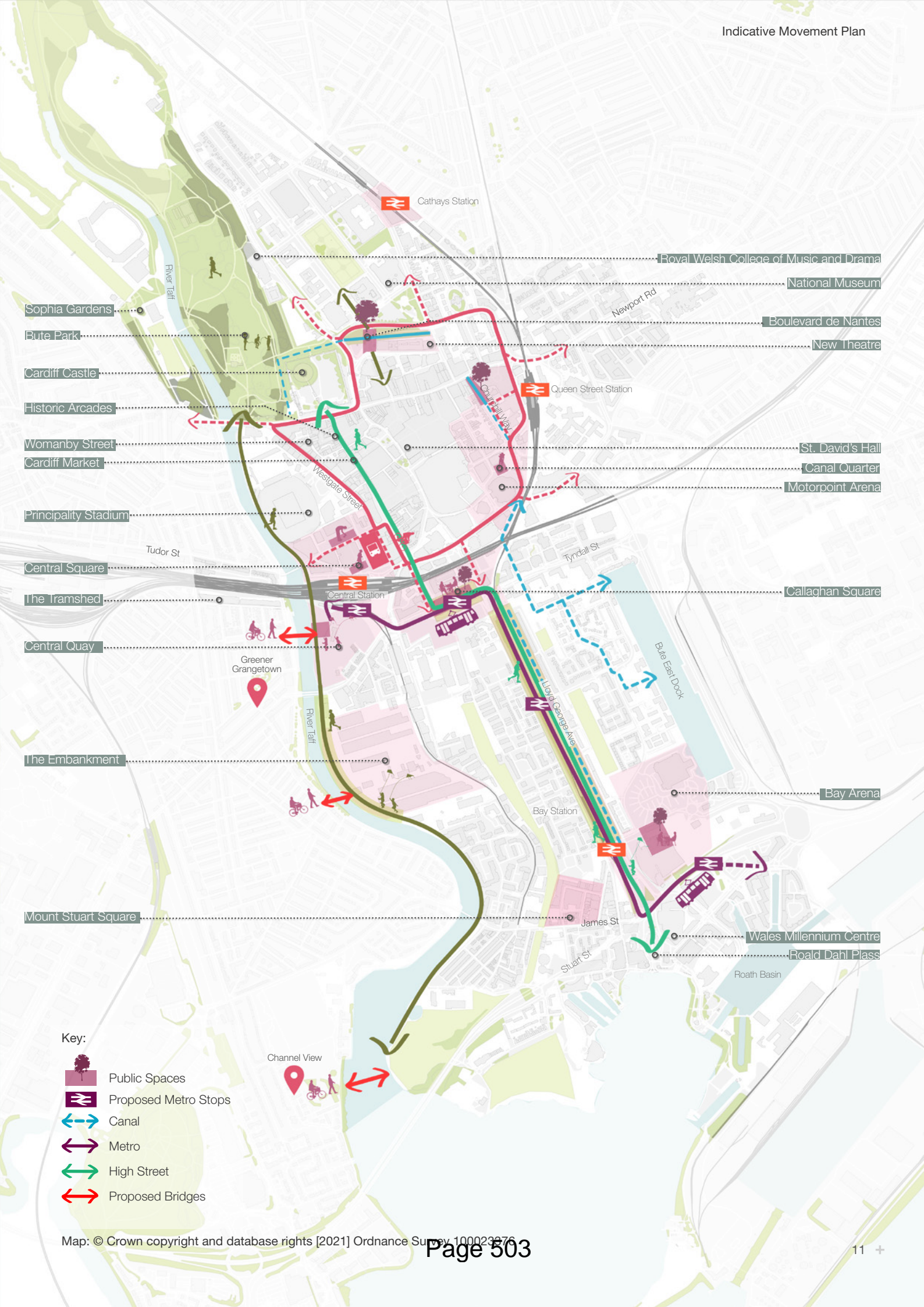
A low-angle photograph of a stone clock tower, likely the Cardiff City Hall tower, with a lion sculpture in the foreground. The tower is made of light-colored stone and features a clock face and several arched windows. The lion sculpture is a large, grey stone figure of a lion, looking towards the right. The background shows a clear blue sky and some green foliage on the left.

# CREATING A GREAT CAPITAL CITY CENTRE

## A FIVE-YEAR COMMITMENT:


To deliver a city centre that is safe, clean, green, prosperous, attractive, well maintained and a great Capital City Centre for all visitors, businesses and residents of the diverse Cardiff community





- ..... Sophia Gardens
- ..... Bute Park
- ..... Cardiff Castle
- ..... Historic Arcades
- ..... Womanby Street
- ..... Cardiff Market
- ..... Principality Stadium
- ..... Central Square
- ..... The Tramshed
- ..... Central Quay
- ..... The Embankment
- ..... Mount Stuart Square
- ..... Channel View
- ..... Cathays Station
- ..... Royal Welsh College of Music and Drama
- ..... National Museum
- ..... Boulevard de Nantes
- ..... New Theatre
- ..... Queen Street Station
- ..... St. David's Hall
- ..... Canal Quarter
- ..... Motorpoint Arena
- ..... Callaghan Square
- ..... Bay Arena
- ..... Wales Millennium Centre
- ..... Roald Dahl Pllass

Key:

-  Public Spaces
-  Proposed Metro Stops
-  Canal
-  Metro
-  High Street
-  Proposed Bridges





# 1. A CURATED CITY CENTRE THAT'S SAFE, CLEAN, GREEN ATTRACTIVE AND WELL-MANAGED

Creating a destination city centre with a consistent level of high-quality experience for all user groups will not happen by itself. It will need proactive governance, partnerships and management.

Cardiff already has a well-managed centre, however by bringing together key partners, priorities and resources in a clear vision it can go further. The city centre will need to move from being managed to fully curated, where we collaboratively design it, implement it, maintain it and keep improving its quality and the experience for all users.





WE WILL:

1. Establish effective curation/management resources. Take a more direct role in proactively managing and coordinating the future of the city centre to reflect the needs of residents, workers, businesses and visitors.
2. Establish effective partnerships with the Business Improvement District and key partners including residents.
3. Make the city centre clean, safe, green and well maintained a core priority.
4. Develop a clear five-year plan and vision for the city centre to coordinate:
  - Public, open and green spaces,
  - Events, markets and street animation into a year-round programme,
  - City centre marketing and branding,
  - All licensing regimes.
5. Create an integrated city centre funding programme to support the key actions in this plan.
6. Work with community safety partners to make the city centre feel safer for families, women and visitors.
7. Establish high quality design standards for shop frontages, public spaces, street furniture and all aspects of the environment.







## 2. A DYNAMIC BUSINESS AND EMPLOYMENT HUB

The role of the traditional office is changing, with demand becoming focused on more specialist and higher value activities, notably those where collaboration in itself is a driver of productivity. Demand is also increasing for some people to get back to the office, especially from younger workers for whom the learning and social aspects of work is something they value.

We are also seeing a change in retail patterns and where the chain stores have left, independents are taking their place. This adds to the attractiveness of the city centre, where the local, authentic and unique attracts an audience for whom high street retail names can be found elsewhere.

A successful city centre needs to support these businesses, providing the offices, shops and meeting spaces that will attract economic activity.





WE WILL:

1. Create a world class destination business city centre, with a selection of high quality, sustainable, innovative and flexible office and co-working spaces that attract and grow knowledge-based businesses.
2. Develop proposals for meanwhile uses and incubation spaces, providing a dynamic approach to ensuring that empty units, retail and office spaces are used productively.
3. Support the development of more flexible and low-cost space to help indigenous and independent businesses grow and become more productive.
4. Develop a 'smart city' digital infrastructure programme.
5. Develop a business events strategy that showcases the city's competitiveness and establishes a programme of activity.
6. Seek to expand the city centre's designation to be better integrated with Cardiff Bay and key locations such as Tudor Street, James Street and Newport Road.
7. Develop proposals for and complete major developments in the 'Central Business District' (CBD), including at:
  - Central Square
  - Central Quay
  - Callaghan Square
  - The Canal Quarter
  - Cardiff Bay



Credits to: Rightacres  
Central Quay



Credits to: Rightacres  
Central Square





# 3. A WORLD CLASS TRANSPORT NETWORK

Key actions have already been taken to transform city transport connectivity with the new Transport Interchange and Active Travel network. Nonetheless, to achieve the city’s Transport Strategy targets, much more needs to be done to establish the city centre at the hub of a sustainable public transport mass transit, active travel and highway network including a renewed Metro Central Station. This delivery of major infrastructure will make the city centre an attractive and more convenient place that encourages use from people of all ages and abilities and underpins economic transformation.

People should be provided with a welcoming sense of arrival. They should enter high quality streets and public spaces, be able to connect seamlessly with onward journeys and have the means to navigate their way through the city centre using well located signage, wayfinding and digital information.





WE WILL:

1. Work with partners to complete the Central Square Transport Interchange and upgrade the Cardiff Central (Metro Central), Queens Street and Cathays railway stations, delivering high quality accessible 'gateway' entrances into the city centre.
2. Deliver plans for a new Metro tram link between the city centre and Cardiff Bay, including the provision of new station facilities at Cardiff Central and Pierhead Street, as the first phase of the development of Cardiff Crossrail. Phase 2 will then continue to Newport Road and Roath Basin.
3. Create an enlarged 'clean air' pedestrian and active travel core to the city centre to be developed alongside the new transport interchange delivery.
4. Connect the city centre with high quality segregated cycle and bus networks. Develop new 'bus hubs' in key locations at Greyfriars Road, Churchill Way and Pierhead Street.
5. Integrate high quality visitor services and tourist information into new transport facilities, including the Transport Interchange and Metro Central.
6. Develop a new city centre taxi/loading/parking masterplan.
7. Open up access to and the use of the River Taff as a transport corridor, including developing proposals for three new walking/cycling bridge crossings at Central Quay, The Embankment and Channel View to improve integration with nearby residential areas.
8. Make Cardiff an exemplar for zero carbon transport including electric vehicle (EV) charging and EV public transport throughout the city centre.



Credits to: Math Roberts  
Senghenydd Road cycle lane



Credits to: Visit Wales  
Bute Park





# 4. A CITY CENTRE OF WORLD CLASS URBAN DESIGN & PUBLIC REALM

The city centre already has some great streets and spaces that provide the setting for a wide range of high quality historic and modern buildings, from the Civic Centre in the north, through to Cardiff Bay's waterfront, the Pierhead Building and the Wales Millennium Centre in the south. However, there are opportunities to go beyond this and develop a network of new (and upgraded existing) streets, arcades and squares fit for an expanding and diverse capital city.


We need to add to our existing achievements and continue to raise design standards, in order to provide more landmark streets, spaces, buildings and destinations, based around a continuous pedestrian network that attracts national and international attention and supports local businesses.





WE WILL:

1. Prepare a streetscape design guide for the city centre, consolidating and updating existing guidance to ensure that new and existing streets, spaces and buildings are developed to high quality architecture, landscape and biodiversity standards.
2. Develop a programme of streetscape enhancements to upgrade and declutter, creating streets and spaces that are safer, more attractive and more accessible for all users.
3. Encourage commercial premises to upgrade building/shop frontages and to raise design standards, focusing on historic buildings and Conservation Areas (e.g. Castle Street frontages).
4. Regenerate Cardiff Market as a great destination linked to the network of historic arcades.
5. Create a new Capital City High Street with an enhanced public realm, including greening, art, wayfinding and amenity spaces, following the historic central 'spine' from Cardiff Castle, through High Street/St Mary Street, Callaghan Square and Lloyd George Avenue, terminating at Cardiff Bay and the Docks.
6. Develop proposals for new landmark squares and public spaces at the Canal Quarter, Callaghan Square, Central Quay, University/ Cultural Quarter, The Embankment, Mount Stuart Square, Boulevard de Nantes and Westgate Street.



Historic Spine, Bute Street c1900s



'Alight' Bridge Street







# 5. A GREEN AND BIODIVERSE CITY CENTRE

The city centre has a rich heritage of green infrastructure that forms an integral part of its character, from the 130 acres of landscaped gardens and parkland in Bute Park, through to the magnificent tree lined avenues and green spaces that form the setting of the Civic Centre. These areas are however separated from the core of the city centre by busy transport corridors and there are several locations within the central core that, by comparison, are lacking in trees and greenery.

Urban greening has a wide range of positive benefits, from helping to lessen the impacts of climate change by cooling the city and absorbing storm water, to improving biodiversity and ecological resilience by creating better quality and connected habitats, through to promoting healthier living by providing spaces for physical activity/relaxation and making streets more welcoming and attractive.





WE WILL:

1. Better integrate existing major parks (Bute Park/Cathays Park) and green spaces with the core of the city centre through traffic calming measures and improved pedestrian connectivity, including through the Castle grounds and its west/ clock tower gate.
2. Seek to keep the Castle grounds open as a public green space.
3. Develop a green asset plan and work with partners to fully green the city centre (contributing towards Coed Caerdydd) through large scale interventions such as street greening, increased tree planting and the installation of green roofs/ walls on new/redeveloped buildings, through to smaller scale works such as the inclusion of planters in all street cafés.
4. Work with partners and developers to deliver a network of new public green spaces across the city centre, including developing major new parks at: Callaghan Square, Lloyd George Avenue and the Taff River Embankment.
5. Turn grey areas of impermeable paving green (and blue) through the increased provision of rain gardens/sustainable urban drainage systems (SuDs) as part of a comprehensive programme of retrofitting across the city centre. Develop new landmark schemes like the award winning Greener Grangetown in the city centre, Riverside and Cathays.







# 6. A BLUE CITY CENTRE OF RIVERS AND CANALS

Cardiff is a city that owes much of its success and growth to its canals, rivers and waterfront location, however, over the years, many of these features have become underutilised, been built over or hidden from view.

Massive potential exists to open up, enhance and link up the city centres water ways and water frontages, with new canals, bridges and active travel/tourism routes that link to wider community, economic, environmental and biodiversity benefits, helping to improve people's health and wellbeing.





WE WILL:

1. Create tourism/visitor active travel trails along and around Cardiff Bay, the rivers Taff, Rhymney and Ely, Cardiff Lakes (Roath Lake and Llanishen/Lisvane Reservoirs), the Dock Feeder Canal and the Coastal Path.
2. Work with partners and developers to deliver a network of new public waterfront corridors across the city centre, including developing major new water parks at:
  - The Canal Quarter (along Churchill Way)
  - Lloyd George Avenue (returning the Bute Dock West Canal)
3. Create new river bridges at: Channel View, The Embankment (Dumballs Road), Central Quay and Ely Mill. Deliver a new multimode road bridge at Llanrumney (Ball Road). Refurbish Black Weir Bridge.
4. Explore the opportunity to create 'continental style' waterfront open spaces at Cardiff Bay, Channel View and Black Weir Bridge.
5. Develop a 10-year river, water and flood plan for the city centre to help ensure that it is resilient to flood risk and also maximises access to the great existing and new water opportunities across the city.



Blackweir Bridge



Canal Quarter, Churchill Way





# 7. A GREAT INCLUSIVE PLACE TO LIVE AND PLAY

The growth in city centre living over the past two decades has been predominantly through the introduction of new apartment buildings and the conversion of the upper floors above commercial premises. To help to make living in the city centre more accessible to families and a broader range of people, there is a need to provide a wider mix of housing types and more flexible accommodation.

Creating great places to live that are vibrant and viable, with highly legible neighbourhoods, accessible facilities, a mixture of housing choices and bespoke architecture will be central to attracting more people to live in the city centre. In addition, Cardiff has committed to becoming a 'Child Friendly City'. The surrounding public realm should support all ages of the population through the provision of safe, high-quality streets and public spaces that prioritise pedestrians.





WE WILL:

1. Seek to provide a wider range and choice of family accommodation across the city centre/Bay with supporting facilities.
2. Establish a regular engagement partnership with residents and user groups.
3. Commit to making the city centre safer, cleaner, welcoming and more attractive for people of all ages and backgrounds.
4. Develop an equalities and all ages access strategy, supporting the city's Age Friendly City strategy.
5. Work with the Welsh Government's Transforming Towns programme to support in city centre regeneration schemes, street frontage improvements and public space enhancements.
6. Develop a fully child friendly city centre including the provision of play opportunities in new public spaces.
7. Create great food destinations, with high quality street markets, restaurants, cafes, shops and supporting infrastructure.
8. Develop a range of quieter seating areas and family/play spaces.



Credits to: Visit Wales







# 8. A CITY CENTRE OF CULTURE AND ANIMATION

Cardiff can build on its status as the national centre for arts and performance, utilising the full potential of cultural venues, including the Wales Millennium Centre, the National Museum and Gallery of Wales, St David's Hall and the New Theatre. Building on established events, Cardiff's position can be reinforced as a major cultural centre. The city's festivals are of national renown. Cardiff is the regional hub for the provision of around-the-clock entertainment, arts and leisure facilities. Many of the city's pubs and clubs provide live music events while larger venues throughout the city centre play host to internationally recognised artists.


It is essential to put culture and arts at the centre of the recovery, embracing the role the sector plays in shaping our city centre.





WE WILL:

1. Develop a new 'home grown' events strategy and place animation programme.
2. Develop proposals for a new creative hub in the city centre to support production and performance.
3. Develop new city centre and Bay art/cultural centres.
4. Establish a city cultural festival, scoping a quality International Festival of Street Art.
5. Develop Womanby Street as a new music quarter to celebrate its significance as Cardiff's most loved music street.
6. Establish a city centre artist in residence programme.
7. Develop creative uses in meanwhile spaces, taking a dynamic approach to repurposing empty shops for artist activity where possible to ensure that empty spaces are used productively.
8. Establish public spaces that can accommodate outdoor events as part of new developments.







# 9. A GREAT QUALITY EXPERIENCE FOR VISITORS

The bustling city centre is a key destination for tourism in Wales and the sector is a critical part of the city's post-Covid recovery. The area boasts the majority of the larger events and attractions in Cardiff, including Cardiff Castle, the Principality Stadium and Bute Park and accommodates the majority of hotel bedrooms and larger spaces to attract conferences and business events.

The aim is to raise the profile of Cardiff, increase visitor numbers, and encourage repeat visits and longer stays. We will do this by working collaboratively with key stakeholders and delivering marketing campaigns that promote the tourism product to both domestic and international audiences.





WE WILL:

1. Establish a clear 'Visit Cardiff' brand, bringing together key stakeholders such as FOR Cardiff and Visit Cardiff Network members, to ensure there is a cohesive approach to marketing and promotion through one place brand for the city.
2. Explore the potential of a transport and attractions visitor card.
3. Promote free access activities within the city centre such as public art and heritage trails.
4. Progress key campaigns to help raise the profile of the city including Christmas, a waterfront city, major events and the Cardiff Music City brand.
5. Promote the city centre's unique assets including Cardiff Castle, Cardiff Market, its Victorian arcades and sports/cultural venues.
6. Build on visitcardiff.com and associated social media platforms to expand digital reach.
7. Encourage more business events of all sizes in the city centre to attract more weekday visitors and promote the city centre as a competitive business location.









**CABINET MEETING: 20 JANUARY 2022**

---

**CARDIFF AGEING WELL STRATEGY**

**SOCIAL CARE, HEALTH & WELL-BEING - (COUNCILLOR  
SUSAN ELSMORE)**

**AGENDA ITEM: 9**

---

**Reason for this Report**

1. To present the Ageing Well Strategy to Cabinet for consideration and approval.
2. To agree to the development of an Independent Living Wellbeing Centre, for the promotion and supply of equipment and technology to support independence.

**Background**

3. The Ageing Well Strategy sets out the proposed direction of travel for services and support for older people over the next 5 years. While focusing on how the Council's internal services will work more closely together to meet the needs of older people, the Strategy sets out the clear objective of working with partners through the Regional Partnership Board and other forums including the wider partnership of independent and third sector providers.

***The Challenge of an Ageing Population***

4. The population of Cardiff is ageing, and while it is positive that many are living longer, unfortunately many older people will live with poor health and increasingly will suffer with dementia. This will present increasing challenges in terms of demands on services.

By 2031 the number of people:

- Aged 65+ will increase by 17.8%
  - Aged 85+ will increase by 9.2%
  - Aged 90+ will increase by 5.9%
5. The number of people that struggle with the activities of daily living will increase by 17% by 2030, this will apply to 1 in 4 older people (over 65).

6. The number of people living with dementia will increase by 30.1% by 2030 and 41.1% for severe dementia.

### ***The Importance of Prevention***

7. £50m per year is currently spent on care and support for older people in Cardiff. An increase in spend based on the demographic data above would present very significant budget challenges. The increase in severe dementia alone could result a doubling of spend through the use of residential care. However a recent study carried out by the Oxford Brookes University's Institute for Public Care (IPC) which reviewed the sustainability and future need for residential care homes in Cardiff concluded that, while the demographic and health predictions are very challenging, they will not necessarily translate directly into increased demand for costly residential care.
8. The report made clear that policy decisions and actions that are taken now to help support people to remain in good health and to remain independent at home within their community, can improve outcomes for older people while also preventing an unsustainable demand for services.
9. The Ageing Well Strategy sets out our 5 year plan for supporting older people in the city. It sets out how we will work together with partners in the Health Board, Third Sector and Independent Sector to support older people to live well and independently for as long as possible and, when care is needed, to ensure that this is provided to a very high standard.

### ***National and Local Strategic Direction***

10. In developing the Strategy consideration was given to a large number of legislative requirements and both national and local policy documents. Key themes running through these documents also supported the need to help older people to maintain independence, stressed the importance of prevention and early intervention and having the right support in place for older people to stay at home within their community.

### ***Consultation on Key Themes***

11. As part of the preparation for this strategy engagement sessions were held with both internal and external partners. One session was held with senior managers within internal services while a separate session was held with external partners at the Cardiff Health, Social Care and Wellbeing Network. Attendees from ten different third sector organisations took part in the event. A questionnaire was provided so the views of service users could also be obtained. Again prevention was a key theme as was the importance of listening to the voices of older people.

## Issues

12. The draft Strategy is attached at appendix 1. It sets out the proposed vision and principles which will underpin the approach to be taken to services for older people and also sets out a number of key aims, and “we will” commitments which will form the framework for the delivery of the Strategy going forward.

## Vision

13. A simple vision has been set out as follows:

*Supporting older people to live well in their homes and communities*

Reflecting both the importance of helping to people to remain at home where possible and to stay connected to their communities.

## Principles

14. A number of principles have been set out that will inform services for older people, these are set out below:
  - Older people will have Voice and Control
  - We will take a strengths-based approach
  - We will support and enable independence
  - We will provide the right help at the right time
  - We will deliver outcome focused services
  - We will work collaboratively with partners, third sector and citizens
  - We will value diversity and promote equality
  - We will ensure that our social care workforce is well trained and feel valued

## Key Aims

15. 6 Key Aims have been set out, each of which forms a section of the Strategy and these are supported by a number of commitments.

### **Key Aim 1 - Supporting older people to stay active and connected in an age friendly city**

16. This section of the Strategy focuses on how we can support the wider population of older people to stay connected to their community and to prevent the social isolation that can impact on the wellbeing of many older people and their carers. The Council is already working towards

becoming a Dementia Friendly city and has recently committed to an Age Friendly City action plan. This cross cutting community activity is essential to support people to age well and this plan will form part of the Ageing Well Strategy.

17. The Strategy also commits to providing both virtual activities and events and face to face activities through a hybrid model of community engagement and to supporting community groups and volunteers to help older people and carers. It sets out the aim of strengthening the independent living & wellbeing advice provided in the Hubs for older people and their carers.
18. For those older people who have care and support needs, where staying connected can be more challenging our Older Persons Day Service provides essential support. The Day Service has recently been brought together with our Community Hubs, increasing the range of activities provided in the day centres, encouraging partners to deliver services and further encourage volunteering.
19. It is also proposed to develop a “Hubs for All” approach, extending the reach of the Community Hubs to make them accessible for people with higher care and support needs. This work will be enhanced by closer working with the Health Board to further develop integrated Health and Wellbeing Centres.

### **Key Aim 2 - Supporting older people to live independently at home through strengths based preventative services**

20. This is a key section of the Strategy as it sets out how services will work in a joined up way with a focus on maintaining independence, understanding and building on an older person’s strengths and capabilities, and providing the right support at the right time to enable them to remain independent at home.
21. The aim will be to embed a strengths-based, outcome focused and preventative approach across the service ensuring that all staff are appropriately trained to take this forward and increasing the involvement of Occupational Therapists, making full use of their expertise in equipment and adaptations throughout the service to support independence.
22. Strengthening and streamlining services, both in the hospital and in the community to support prevention and reablement and timely discharge is a key commitment, also working with our health colleagues to develop integrated Local Multi-Disciplinary Teams in the community and developing proposals for a joined up rapid response 24/7 service to keep people at home.
23. An important strand of this work is greater use of technology, equipment and adaptations to support independence. It is proposed to develop a cutting-edge Cardiff Tech Strategy based on the best practice from across the world and ensuring all our staff are trained to make

appropriate use of these, while also empowering our citizens to find their own solutions by providing a “tech finder tool”

24. The Strategy also includes the proposal to develop plans for a new Independent Living Wellbeing Centre. This would include the rationalisation of a number of leased buildings currently used by the Joint Equipment Service which include a number of warehouses and stores and the Independent Living Smart House. The leases on the current buildings are coming to an end and this together with the continued growth of this important services means that alternative provision is essential. The proposal would see the development of a single facility to act as centre for independent living, it would contain a warehouse and distribution centre for equipment and include a new smart house for training staff and the wider sector and would also include a public facing facility focused on practical solutions to support independent living.
25. Appropriate housing is widely recognised as a key factor in supporting independence. The Strategy includes a commitment to encouraging people to think about their long-term housing needs at the earliest opportunity by providing effective information and advice as well as providing more tailored housing solutions to help people remain independent and making better use of extra care housing where appropriate. There is also a commitment to ensure that the Council building programme delivers care ready, adapted, and adaptable homes and includes specialist community living schemes for older people that can adapt to meet Cardiff’s changing housing need.

### **Key Aim 3 - Working in partnership to deliver high quality sustainable care**

26. Our commissioned care providers deliver the majority of care for older people, providing an essential service to the most vulnerable people in Cardiff. The issues being faced by the sector currently, with the difficulty in recruitment and retention of staff and the inability of the sector to grow to meet the surge in demand following the end of Covid restrictions, has revealed the fragility of the market and the systemic issues of low pay and lack of job security in the sector. In addition to these national issues there are also local challenges in Cardiff due to the nature of the labour market, with higher turnover of care staff and lower registration and qualification of staff as a result.
27. The Strategy sets out a commitment to work in partnership with commissioned care providers to better understand the issues that they face. In particular it sets out plans to work with the domiciliary care agencies to deliver flexible person-centred care, developing a trusted partnership agreement with care agencies, allowing them to flex care provision in response to an individual’s care needs and wellbeing objectives. In future care agency representatives will form part of our multi agency locality teams.

28. It is more important than ever that we actively seek to inform, manage and reshape the care market in the light of current and future need. Work is underway to better understand this need through the development of a Population Needs Assessment and commissioning of a Regional Market Sustainability Report. Future proposals are likely to see the service working with the residential care sector to move away from general residential provision towards more specialist dementia residential and dementia nursing care.
29. The Strategy includes a commitment to increasing the voice and control of citizens in our commissioning of care and support services and to improving quality of care by ensuring that effective quality monitoring is in place which focuses on the views of the individuals receiving the care, their family, and their wider care network. Also developing a clear view of “what good care looks like”, particularly with regard to dementia residential and nursing homes to inform future commissioning.
30. Valuing and developing the Social Care Workforce is key if good quality care is to be provided. Cardiff Cares Academy, which was developed recently by the Council’s Into Work Service, will be further developed to ensure that training, mentoring and employer support is available across the sector. The Strategy contains a commitment to working together with care providers to develop the workforce and improve rates of registration.
31. The problem of the low salaries and poor employment conditions of many care workers is a national issue and requires a national solution. It is pleasing to note that on 21 December 2021 the Deputy Minister for Social Services announced that additional funding of £43m would be made available to local authorities and health boards in Wales so that they can implement the Real Living Wage. The announcement noted the need to implement this carefully and in a way that does not destabilise the sector. Cardiff will of course work with the Welsh Government to ensure that this very welcome change is implemented in the most effective way possible.

#### **Key Aim 4 - Supporting informal carers and valuing their role**

32. The importance of informal carers and their role in supporting older people is fully recognised in the Strategy which makes a commitment to a review of the support for carers in full consultation with carer representatives.

#### **Key Aim 5 - Ensuring our services meet the needs of the most vulnerable**

33. There is a commitment to reviewing best practice from across the world to understand how we can best support people with dementia to live in the community and to providing training to all staff to enable them to tailor the support available to the individual and their family in their home, using all the latest technology to support client care.
34. The Strategy contains a commitment to ensuring that older people, however vulnerable, retain a voice in their care by ensuring our social

workers take a strengths based approach to mental capacity and by commissioning effective Advocacy services.

### **Key Aim 6 - Proactively Modernising our Services**

35. To deliver the aims of the Strategy it will be necessary to modernise services and to embed a strengths based and independence focused approach, ensuring that training and quality monitoring fully support this approach. The way that services are provided will also need to change to remove duplication and costly bureaucracy, ensuring our professionals have the time to support the most vulnerable older people effectively, while a wider help is available to older people through a range of other council and partner services.

### **Equality Impact Assessment**

36. An Equality Impact Assessment was carried out as part of the strategy development and the impact was found to be positive, however a need to improve our recording of ethnicity and to seek to better understand the impact of our services on different cultures was identified. Health inequalities across the city were also considered, work is already underway with public health colleagues to address disparity in take up of health screening and to help prevent falls, this work will be further developed in the future.

### **Future Challenges & Resource Requirements**

37. There are a number of financial challenges both national and local which are facing the social care sector and services for older people in particular. 2022 will see the end of the Intermediate Care Fund (ICF) this Welsh Government Grant currently funds many of the services that support older people and the replacement of this grant is uncertain. The issue of care worker remuneration is well known and requires resolution at a national level, while at a local level Cardiff is also facing increasing challenges in recruiting both social workers and occupational therapists to work within the sector. A strong professional workforce and management structure is essential if a strengths based, preventative approach is to be taken.
38. As stated at paragraph 22 above the Strategy includes a proposal for the development of an Independent Living Wellbeing Centre, replacing buildings currently leased for use by the Joint Equipment Service. An options appraisal has shown that purchasing the building would be the most cost effective approach with the cost of borrowing substantially offset by reduced leasing and operating costs. The capital cost is estimated at circa £5m. The Joint Equipment service is operated by Cardiff Council on behalf of a regional partnership including the University Health Board and the Vale of Glamorgan Council, the partnership is aware of the proposal and supportive in principle however full consultation on the detailed scheme would be required before this could move forward and this would be subject to a further cabinet report.

## **Consultation**

39. This report does not contain an local issue and therefore local member consultation was not appropriate.
40. As outlined above, consultation had previously taken place on the key themes to be included in the Strategy. The proposals were also presented to Community and Adult Services Scrutiny Committee as part of policy development and shared with the RPB's Ageing Well Partnership. Comments received have helped inform the final draft strategy. Further consultation will take place on the different aspects of the proposals as these are further developed with the aim of co-producing detailed solutions with citizens and partners.

## **Reason for Recommendations**

41. To set out the way forward for support for older people in Cardiff.

## **Financial Implications**

42. The Report references a number of financial challenges facing the social care sector and Older People's services in particular. The two key underlying pressures are demand and pricing. Pricing pressure is linked to the fact that on a commissioned services budget of over £50 million, inflation is a material annual cost pressure. In addition, significant demand increases are expected over the medium term - both generally, as well as in more complex areas such as dementia care. These two key areas of financial pressure are regularly reviewed as part of the Council's Medium Term Financial Plan (MTFP). Given the material impact they can have on financial planning and the Council's financial resilience, it will be critical to continue to keep assumptions and modelling under regular review. The internal workforce challenges and ICF grant uncertainty referenced in the report, are also recognised risks within the Council's MTFP, that will continue to be closely monitored. As part of ongoing financial planning, alongside the continued monitoring of cost pressures, it will be equally important to recognise and capture cost avoidance opportunities that result from the preventative and service modernisation aspects of the strategy.
43. As noted in the report, pressure related to the salaries and conditions of care workers and a commitment to working with the Welsh Government to pilot the Real Living Wage, requires national funding solutions. On 21<sup>st</sup> December 2021, funding of £43 million in support of these aims was announced by the Deputy Minister for Social Services at a Wales level for Local Authorities and Health Boards. Whilst individual Authority allocations have not been published, the 2022/23 Provisional Local Government Settlement indicates that Local Authorities' share of the funding is included within their Revenue Support Grant allocation for 2022/23. The report notes that the Council will continue to work with the Welsh Government with regards implementation, and this will need to link closely with the Council's 2022/23 budget setting process.



44. The Ageing Well Strategy has a number of key aims. Where specific priorities have not yet been fully costed, the development of robust business cases will need to be considered prior to implementation. In some instances where financial pressures are difficult to model but could have a very material impact (for example, allowing domiciliary care providers to flex care provision), it may be appropriate to consider carefully framed pilots in the first instance.
45. The report includes a proposal for the development of an Independent Living Wellbeing Centre, replacing buildings currently leased for use by the Joint Equipment Service. In developing the business case, consideration should be given to both the cost and the funding source identified. Cost considerations should be comprehensive and would as a minimum include where applicable, cost of acquisition of sites, dilapidation obligations and estimates of ongoing revenue costs. Funding considerations will, where appropriate, include the certainty of any funding source, income from partners or any savings that will be generated to support an invest to save proposal. There is an element of uncertainty risk whilst it remains that a suitable site has yet to be identified and no agreement has yet been reached in respect to contributions from current partners in the Joint Equipment Store. Consideration should be given as to whether or not the project should only commence once the level of significant uncertainty inherent in the project is mitigated through identifying a site and / or a clear source of funding and resolving any other matters that arise. In setting the 2022/23 budget, any new projects to be included in the Capital programme proposals should be able to evidence a robust business case. Any land acquisition or lease agreement proposed (subject to options appraisal) would need to be the subject of a further Cabinet report.

### **Legal Implications**

46. Legal advice will need to be taken by the decision maker on these proposals to ensure they accord with the principles in the Well-being of Future Generations (Wales) Act 2015.
47. It is understood a consultation has been carried out with both internal and external partners and views have been sought at two strategy engagement sessions and via a questionnaire. The decision maker will need to be satisfied that these proposals properly consider the responses to consultation. The decision maker will also need to be satisfied that the consultation adheres to the general principles for consultation for proper consultation to have occurred.

### The Well-being of Future Generations (Wales) Act 2015

48. The Well-Being of Future Generations (Wales) Act 2015 ('the Act') places a 'well-being duty' on public bodies aimed at achieving 7 national wellbeing goals for Wales - a Wales that is prosperous, resilient, healthier, more equal, has cohesive communities, a vibrant culture and thriving Welsh language, and is globally responsible. In discharging its duties under the Act, the Council has set and published wellbeing

objectives designed to maximise its contribution to achieving the national wellbeing goals. The wellbeing objectives are set out in Cardiff's Corporate Plan 2021 -24.

49. When exercising its functions, the Council is required to take all reasonable steps to meet its wellbeing objectives. This means that the decision makers should consider how the proposed decision will contribute towards meeting the wellbeing objectives and must be satisfied that all reasonable steps have been taken to meet those objectives.
50. The wellbeing duty also requires the Council to act in accordance with a 'sustainable development principle'. This principle requires the Council to act in a way which seeks to ensure that the needs of the present are met without compromising the ability of future generations to meet their own needs. Put simply, this means that Council decision makers must take account of the impact of their decisions on people living their lives in Wales in the future. In doing so, the Council must:
  - Look to the long term
  - Focus on prevention by understanding the root causes of problems
  - Deliver an integrated approach to achieving the 7 national well-being goals
  - Work in collaboration with others to find shared sustainable solutions
  - Involve people from all sections of the community in the decisions which affect them
51. The decision maker must be satisfied that the proposed decision accords with the principles above; and due regard must be given to the Statutory Guidance issued by the Welsh Ministers, which is accessible on line using the link below: <http://gov.wales/topics/people-and-communities/people/future-generations-act/statutory-guidance/?lang=en>

### Consultation

52. The report refers to a consultation with both internal and external partners at two strategy engagement sessions and a questionnaire. Legal Services has not had sight of any documents to be provided to care providers as part of the consultation at the time of providing of this advice.
53. If a consultation is embarked upon it must be carried out properly and conform to the established law on consultation. The decision maker must be satisfied that the consultation accords with the general principles applicable to consultation by public bodies as outlined in the case of *R v North and East Devon Health Authority, ex parte Coughlan* [2001] QB 213 (at paragraph 108),
  - 1) The proposals must be set out clearly and accompanied by enough information to enable those being consulted upon to engage in the process and give an informed view. Sufficient information to enable an intelligible response requires the consultee to know not just what the proposal is, but also the factors likely to be of substantial

importance to the decision, or the basis upon which the decision was likely to be taken;

- 2) The consultation should be undertaken when the proposals are in their formative stage;
- 3) Sufficient time to respond to the consultation must be given; and
- 4) The decision maker must approach the process with an open mind and be prepared to change course if necessary. This is not to say that the decision maker cannot have an opinion in advance of the decision, and it is not to say that the decision maker must act in accordance with the responses to consultation. The decision maker must properly consider the relevant considerations and be prepared to change the pre-held opinion if necessary.

### Equality Impact Assessment

54. In considering this matter, the Council must have regard to its public sector equality duties under the Equality Act 2010 (including specific Welsh public sector duties). This means the Council must give due regard to the need to (1) eliminate unlawful discrimination, (2) advance equality of opportunity and (3) foster good relations on the basis of protected characteristics. The protected characteristics are: age, gender reassignment, sex, race – including ethnic or national origin, colour or nationality, disability, pregnancy and maternity, marriage and civil partnership, sexual orientation, religion or belief – including lack of belief.
55. When taking strategic decisions, the Council also has a statutory duty to have due regard to the need to reduce inequalities of outcome resulting from socio-economic disadvantage ('the Socio-Economic Duty' imposed under section 1 of the Equality Act 2010). In considering this, the Council must take into account the statutory guidance issued by the Welsh Ministers (WG42004 A More Equal Wales The Socio-economic Duty Equality Act 2010 (gov.wales) and must be able to demonstrate how it has discharged its duty.

### HR Implications

56. As a result of this report there will be a need to review staffing structures. Full consultation will take place with Trade Unions and affected staff. Any changes will be carried out in line with corporately agreed processes.

### Property Implications

57. The report recommends the development of an Independent Living Wellbeing Centre. It will be important for the service to clearly define property requirements in order to undertake an assessment of potential options to inform best value for money investment proposals.
58. Strategic Estates will work with the service area to identify property options aligned with service requirements and will provide advice where required on any relevant transactional matters such as valuation, acquisition, lease and disposal.

## RECOMMENDATIONS

Cabinet is recommended to:

1. Approve the Ageing Well Strategy as set out at Appendix 1.
2. Agree to include the development of an Independent Living Wellbeing Centre as part of their budget proposals for the 2022/23 Council's Capital Budget. The final proposal for the scheme would require a full business case and would be the subject of a further cabinet report.

|                                   |                                                            |
|-----------------------------------|------------------------------------------------------------|
| <b>SENIOR RESPONSIBLE OFFICER</b> | Jane Thomas<br>Director Adults, Housing and<br>Communities |
|                                   | 14 January 2022                                            |

*The following appendices are attached:*

Appendix 1 - Ageing Well Strategy  
Appendix 2 - Equality Impact Assessment

# Cardiff Ageing Well Strategy 2022 - 2027 (Draft)



|                                                                                                     |    |
|-----------------------------------------------------------------------------------------------------|----|
| Foreword                                                                                            | 3  |
| Overview of Cardiff health needs                                                                    | 4  |
| Background                                                                                          | 5  |
| Strategic Background                                                                                | 6  |
| Consultation                                                                                        | 7  |
| Vision, Principles & Key Aims                                                                       | 8  |
| Supporting older people to stay active and connected in an age friendly city                        | 9  |
| Supporting older people to live independently at home through strengths based preventative services | 14 |
| Working in partnership to deliver high quality sustainable care and support                         | 25 |
| Supporting informal carers and valuing their role                                                   | 30 |
| Ensuring out services meet the needs of the most vulnerable                                         | 31 |
| Proactively modernising our services                                                                | 33 |
| Equality & Diversity                                                                                | 34 |
| Implementing, Monitoring & Review                                                                   | 36 |





### **Councillor Susan Elsmore**

**Cabinet Member for Social Care, Health and Well-being**

I am delighted to present Cardiff Council's Ageing Well Strategy.

Never is there a more important time to look to the future, and to consider how we can best support older people to live healthy, fulfilled lives within their communities.

Listening to the voice of individuals is at the heart of the strategy: our services should empower older people to live life as they choose, providing the right support at the right time to help people retain their independence and achieve their chosen outcomes.

The pandemic continues to place massive pressures on the health and social care system. More recently the surge in demand that followed lockdown is testing the system to the limit, highlighting a pressing need for change. We are committed to working with Welsh Government to take this work forward.

Never has it been clearer how important the partnerships are between the Council, Health Board, the third sector and independent care providers. The pandemic has brought us closer together and encouraged new ways of working. As the Cabinet Member and the Chair of the Regional Partnerships Board's Ageing Well Partnership, I want to take this learning into the future as we develop truly person-centred and joined up services. This strategy sets out how Cardiff Council will play its part in enabling its citizens to age well.

Finally, I want to take the opportunity to praise and express my gratitude to the social care workforce, who have continued to provide services in the most challenging circumstances. My thanks also go to carers, both paid and unpaid, who have provided essential care to our most vulnerable citizens throughout the pandemic.

Clr. Susan Elsmore



# Overview of Cardiff's Health Needs

The health needs of the city are changing as the population ages. Covid-19 has also impacted on the health of our citizens as has been seen in the emerging findings of the Cardiff and Vale of Glamorgan Population Needs Assessment. As needs change so will the demand for services.

## Current Health Needs

Male Life Expectancy  
**78**



Female Life Expectancy  
**83**

Around **One in Ten** adults provide informal care



**One in Ten** adults have hearing loss



There are **132** hospital admissions annually due to a fall



There are **3,819** people with dementia. **Two Thirds** have severe dementia



**20%** of the population have a mental health difficulty



## Emerging Findings from Population Needs Assessment

The Cardiff and Vale of Glamorgan Population Needs Assessment is currently being finalised. However, the draft document highlighted the following:

- Mobility and circulatory conditions of older people have deteriorated due to Covid-19 lockdowns. Deteriorating mobility heightens the risk of a fall.
- Loneliness and isolation has increased. Some who were self-sufficient are now in need of support due to reduced resilience.
- The digital divide has increased with more services moving to online only.
- Alzheimers and dementia were the most common pre-existing conditions for people who died from Covid-19.



## An Ageing Population

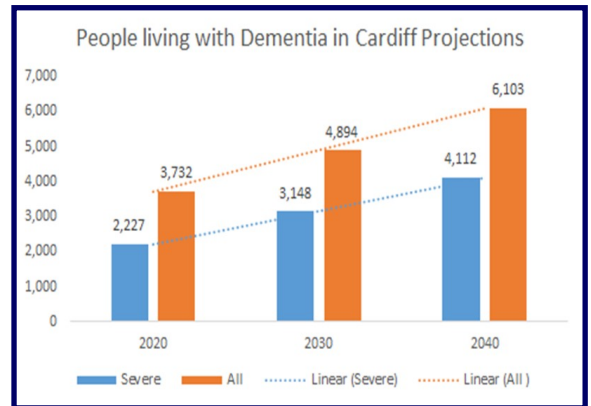
The population in Cardiff is ageing, as it is across Wales. The increase in life expectancy is a positive change, and older people clearly contribute positively to their local communities in many ways, including through paid and unpaid work and by caring for others.

However, the number of older people with life limiting conditions and in particular living with dementia is also increasing. This could potentially result in a significant increase in demand for services.

### Projected Ten Year Population Increase



17.8 % increase age 65+  
9.2 % increase age 85+  
5.9 % increase age 90+



The number that struggle with activities of daily living will increase by 17% in 2030 – 1 in 4 older people (over 65).

The number of people living with dementia will increase by 30.1% by 2030 and 41.1% for severe dementia.

Cardiff Council will spend more than £50 million on care and support services for older people in 2021/22. This figure could more than double in the next 10 years due to the increase in severe dementia alone.

However, this demographic growth will not necessarily translate into increased demand for residential and home care.

Policy decisions and action that we take now to help people to remain independent at home can prevent an unsustainable demand for services and improve outcomes for older people.

The **Regional Partnership Board** brings together statutory, third sector and independent sector partners to improve outcomes for our citizens. A number of programmes of work are organised by the RPB, including the Ageing Well partnership. By co-ordinating the work of all partners we can achieve more together than we can alone.



This strategy sets out our **5 year plan** for supporting older people to age well

As a council we cannot do this alone – the strategy sets out how we will work together with partners in the Health Board, Third Sector and Independent Sector to support older people.

# Strategic Background

In developing the Strategy, consideration was given to a number of legislative, national and local policy documents.

Key themes running through these documents support the need to maintain independence and stress the importance of prevention and early intervention and having the right support in place for older people to stay at home within their community.

## Key Legislation

The Social Services and Wellbeing (Wales) Act 2014

The Well-being of Future Generations (Wales) Act 2015




## Key National Strategies

Age Cymru's Creating an Age Friendly Wales

Welsh Government's A Healthier Wales: Our Plan for Health and Social Care

The Older People's Commissioner for Wales: Making Wales a nation of age-friendly communities

Welsh Government's Strategy for Older People in Wales



## Key Local Strategies

Cardiff Well-Being Plan 2018 –2022

Capital Ambition

Cardiff Council's Older Persons Housing Strategy

The Cardiff and Vale of Glamorgan Integrated Health and Social Care Partnership's Care and Support Services for Older People 2017-2022

Cardiff and Vale University Health Board's Shaping our Future Wellbeing Strategy

The Cardiff and Vale area plan for care and support needs 2018 – 2023

## Engagement Sessions

As part of the drafting of this strategy, in early 2020, engagement sessions were held with both internal and external partners.

One session was held with senior managers within Adult Services while a separate session was held with external partners at the Cardiff Health, Social Care and Wellbeing Network. Attendees from ten different third sector organisations took part in the event.

The proposed main themes of the Strategy were shared and formed the basis of discussions. A questionnaire was provided so the views of service users could also be obtained. The quotes below outline some views of those individuals who have received support from Adult Services.

“Work with a smile, be friendly make people feel safe valued and trusted”

“Provide a preventative service not a reactive service”

“I have concerns around technology enabled care. It must not replace human contact.”

“My individual voice is important ”

“Use plain language not workplace language to make sure I understand what support is on offer and how you will help me”

The following key themes emerged from the sessions which have informed the development of the principles and key aims of the Strategy.

### Prevention



### Person Centred



### Technology-enabled care



### Collaboration



### Community



## Vision, Principles and Key Aims

The Cardiff Ageing Well Strategy 2022 - 2027 sets out an overarching vision for services for older people in Cardiff. Supporting this vision are a number of principles and key aims that have been developed from a review of strategic documents, current services and consultation with partners and service users. Emerging findings from the population needs assessment have been taken into account, including the views of citizens. Each key aim forms a section of the Strategy and they are supported by “we will” commitments. These principles and key aims will shape and inform our service over the next five years.

### Our Vision

**Supporting older people to live well in their homes and communities**

### Our Principles

- Older people will have Voice and Control
- We will take a strengths-based approach
- We will support and enable independence
- We will provide the right help at the right time
- We will deliver outcome focused services
- We will work collaboratively with partners, third sector and citizens
- We will value diversity and promote equality
- We will ensure that our social care workforce is well trained and feel valued

### Our Key Aims

- Supporting older people to stay active and connected in an age friendly city
- Supporting older people to live independently at home through strengths-based preventative services
- Working in partnership to deliver high quality sustainable care and support
- Supporting informal carers and valuing their role
- Ensuring our services meet the needs of the most vulnerable
- Proactively modernising our services



## Hubs with a focus on Wellbeing

We want to ensure that all older people in Cardiff have access to the right advice, support, activities and services to help them stay healthy and independent. Located at the heart of our communities and bringing together a range of services based on local needs, our Community Hubs are well placed to assist in tackling many of the issues that affect the health and wellbeing of older people, including social isolation.



The Hubs support the Healthy Living agenda by providing venues for partners to deliver a wide range of physical activities, sport and other opportunities for older people to stay fit alongside a range of social activities to prevent isolation and loneliness, all in relaxed community setting.



Our Libraries in the North of the city are being transformed into Hubs – with a focus on wellbeing. These hubs will provide health and independent living advice, social events and groups and intergenerational activities all within a local setting.



### Joined up working between Day Centres and Hubs

Cardiff Council operates three Day Centres that provide services to older people with high care and support needs.

Over recent years refurbishment work has been undertaken with the aim of providing a good quality day care environment for older people with **high level of care and support needs**

and a low or stable level of **Dementia**, with a more specialist Dementia Day Centre in Ely provided in partnership with the Health Board.

We will bring the partnership approach of the hubs into the older persons Day Centres to provide additional activities, events, and advice. We will encourage partners to deliver services in the Day Centres and further encourage volunteering. The Day Centres can assist the hubs by ensuring their activities are accessible to people with higher care and support needs.



### Joined up working between Health and Hubs.

Work is underway to extend our Powerhouse Community Hub to be the first Health and Wellbeing Hub in Cardiff, offering a GP practice and a wide range of health services alongside our normal hub provision, providing even more opportunities to support older people to stay healthy and connected.



*Health and Wellbeing Hub under development in Llanedeyrn*

### We will extend opportunities for older people with care and support needs to stay connected by:

- Bringing together Community Hub and Day Centre Services - increasing the range of activities provided in the Day Centres, encouraging partners to deliver services and further encourage volunteering.
- Developing a Hubs for All approach—this could include:
  - Using the specialist knowledge of the Day Centre team to assist the hubs to make their activities accessible to people with higher care and support needs.
  - Dedicated sessions for those with care and support needs with support / care staff available.
  - Make use of the days that some Hubs are closed and weekends in the Day Centres—to extend the services available and provider additional respite for carers.
- Working with the Health Board to further develop our hubs to deliver integrated Health and Wellbeing Centres

## Becoming an Age Friendly City

Age-friendly cities' are a concept developed by the World Health Organisation (WHO), focused on creating environments which foster healthy and active ageing, making it possible for people to continue to stay in their homes, participate in the activities they value, and contribute to their communities for as long as possible.



We are in the process of applying to become an Age Friendly City in collaboration with the Regional Partnership Board partners and the Older People's Commissioner. To do this we have set out a Cardiff 'Working Towards an Age Friendly City' action plan. The World Health Organisation have set out 8 domains to describe age friendly cities and these domains have been used as a framework for the development of the plan. Our plan includes:

### **Outdoor space and public buildings -**

including a Toilet Strategy to ensure adequate provision and improved access to public toilets across the city. Promoting safe and age friendly design of buildings and spaces

### **Community Support & Health -**

Delivering support in a locality based setting delivering a network of support based on what matters to the individual.

### **Communication & Information -**

providing access to information that helps people with their wellbeing.

**Social Participation** - bringing people together through social groups providing opportunities to connect with others.

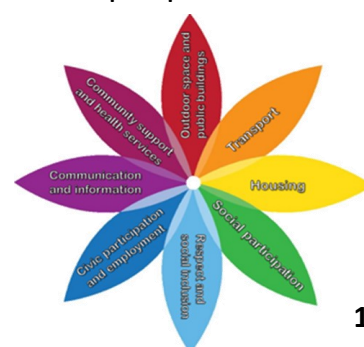
**Respect & Social Inclusion** - Bringing generations together to promote greater understanding and respect and contribute to building more cohesive communities.

**Housing** - including the vision of the Cardiff Older Persons Housing Strategy to deliver the best housing outcomes for all older people in Cardiff. This includes increasing the provision of extra care housing and the supply of care ready housing. Together with a commitment to provide person centred information and assistance.

**Transport** - supporting improvements that will facilitate better access. Making sure that everywhere in our city is open and accessible to everyone and that all public services are connected by our transport network.

### **Civic Participation & Employment -**

enabling older people to have a voice in issues that affect them. Into work services provide support for older people to access employment.



The Age Friendly City action plan forms an important part of our Ageing Well Strategy



## Becoming a Dementia Friendly City

By 2025 there are projected to be approximately 7,000 people living with Dementia across Cardiff and the Vale of Glamorgan. In line with the Regional Partnership Board's priorities, Cardiff's Public Services Board has committed to making Cardiff a Dementia Friendly City.



We will continue our work as a Dementia Friendly City by:

- Continuing to roll out the mandatory Dementia Friends e-training across the Authority with the aim of full compliance amongst Council staff.
- Developing a school engagement programme to encourage more inter-generational activities and events.
- Working with volunteers and partners to encouraging businesses to become Dementia Friendly.
- Ensuring that a wide range of events takes place within the city that people with Dementia and carers can access.
- Facilitating the consideration of Dementia Friendly Design in the refurbishment of council buildings and reviewing our public buildings to make modifications that support those living with dementia to remain active within their community.

## Community Groups and Volunteering

Our third sector partners and voluntary groups play a crucial role both in supporting older people and in providing opportunities for older people to stay involved in their communities through volunteering. Cardiff Council's volunteering portal enables community organisations to advertise their opportunities all in one place. Those who want to help can look at these opportunities knowing that the organisations have been vetted.



The successful **"Together for Cardiff"** partnership, launched during the pandemic brought third sector partners and voluntary groups together to support those isolating. This is to be relaunched to encourage volunteers to support older people in the city.

### We will support people to stay active and connected and to prepare for the future by:

- Reviewing and strengthening the independent living & wellbeing advice provided in the Hubs for older people and their carers.
- Working to become a World Health Organisation Age-Friendly City - by delivering the Age-Friendly City Action Plan.
- Continuing our work towards a Dementia Friendly City.
- Supporting community groups and volunteers to support older people and carers.



## Staying Connected

### Community Engagement & Wellbeing Team

Our Community Engagement & Wellbeing Team work with older people to identify their interests and to find suitable community activities, including intergenerational events, to reduce social isolation.

There is a strong focus on enablement and removing barriers to community participation, by finding solutions with the service user.

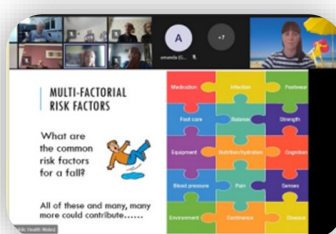
### Staying Virtual – the Hybrid Model

During the pandemic, virtual activities and events were developed by the Council and partners to ensure that older people and the most vulnerable were supported by using digital solutions as a way to reduce social isolation.

### Independent Living Services – Virtual Festivals

These festivals have brought together Council services and third sector partners to support older and more vulnerable residents in Cardiff to remain healthy, well and independent, as well becoming digitally included.

While face to face activities are important to many older people, digital events also proved popular, allowing many to attend who could not do so in person.



**Tablet Gifting Scheme**



Mrs L had recently retired, her family didn't live close to her and she was at risk of becoming socially isolated. During the pandemic Mrs L's health issues worsened as she was not able to remain active.

Mrs L attended the 'Active Body, Healthy Mind' virtual Spring Festival and was referred into the Day Opportunities Team Digital Inclusion Service.

Mrs L was gifted a pedometer, to monitor her activity. The pedometer has become a motivational tool to increase her activity and steps.

Mrs L is now a member of an online walking group. She also regularly attends groups based on her hobbies, including the local history society, a monthly reminiscence group, knit and natter, Tai-Chi and a Mindfulness group.

Mrs L said it had become 'quite scary' how inactive she became during lockdown, however recently her watch showed 6,000 steps in one day!

## We will support people to stay active and connected and to prepare for the future by:

- Providing both virtual activities and events and face to face activities through a hybrid model of community engagement.
- Continuing to support older people to get online.

# Supporting older people to live independently at home through strengths-based preventative services

## Developing and joining up services to better support older people

We already have very successful services with a focus on independence, but we want to improve these. We want to embed a strengths-based, outcome focused and preventative approach across the service ensuring that all staff are appropriately trained to take this forward. Our core services are:

### Community Occupational Therapy Team

Our Community Occupational Therapy Team offers practical support to enable people to live as independently in their own homes for as long as possible. Through use of equipment aids and adaptations, they help people remain independent at home and ensure that care packages are “right sized”.

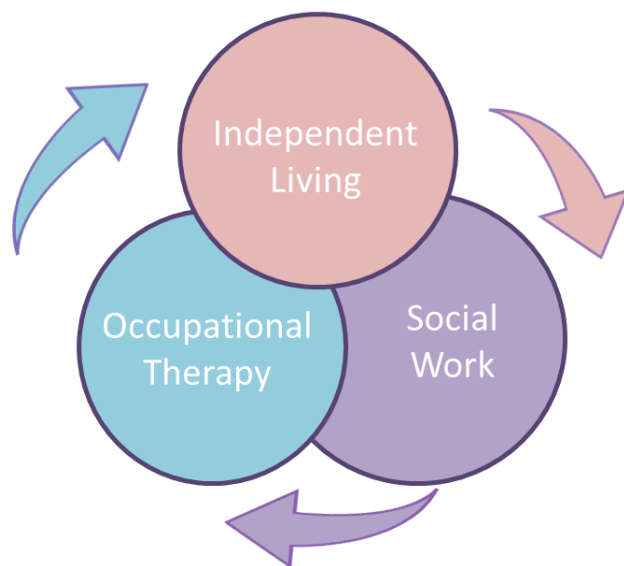
### Independent Living Service

Our Independent Living Service has already developed a range of successful preventative services – working closely with other council services, the third Sector, the Health Board and community groups co-producing outcomes that matter to citizens and supporting independence.

### Social Work Teams

Our **Social Work Teams** have been trained in strength-based practice through the delivery of Collaborative Communication training. This has supported a change in model of social work throughout the service.

Strength-based practice is now more evident in all the work that we do, with a renewed focus on delivering person-centred services that build on an individual’s own assets and strengths.



**In 2020/21** in **84%** of new referrals for assistance, help was provided by the Independent Living Service with no onward referral to social care

We will continue to develop and join up services to better support older people

## Increasing the involvement of Occupational Therapists

### Case Study

Mrs J has advanced dementia, difficulty walking and becomes unsteady when standing. She had recently had her care package increased to double-handed care, however carers were still struggling to support her.

In order to assess the issues raised by carers, an Occupational Therapist attended a morning call to observe the difficulties the carers were experiencing. It was established that a hoist was needed to assist with getting Mrs J out of bed and completing personal care tasks. A mobile hoist was delivered initially but was not successful so it was agreed to install ceiling tracking into the property.

Mrs J is able to remain at home despite her high level of care and support needs. Both Mrs J's husband and the care agency confirmed that caring for Mrs J is now so much easier.



**We will embed a strengths based and preventative approaches across the services to help people stay independent at home:**

We will increase the involvement of Occupational Therapists:

- Making full use of their expertise in equipment and adaptations throughout our services.
- Providing a strengths-based triage, enabling prevention and rightsizing of care packages.
- Providing tailored support for informal carers.

We will ensure that our social workers and other key staff have the training they need to deliver outcome-focused, strength-based assessments - taking an asset-based approach, focused on enabling people to live independently, in their homes and communities.

# Supporting older people to live independently at home through strengths-based preventative services

## First Point of Contact

The First Point of Contact Team (FPOC) are a team of multi-skilled telephony officers who are the first point of contact for new referrals into the Independent Living Service and Social Care. Officers work in partnership with the client to support them to identify and remove barriers which may be preventing them from reaching their well-being goals.



They provide valuable information, advice and assistance to avoid people getting into crisis by identifying “what matters” to them, working in partnership with Social Care teams on the provision of signposting, tailored information and advice to find alternative solutions.

## First Point of Contact - Social Work Team

The First Point of Contact Social Work Team ensure that there is always professional help available to support the contact officers and to review and assist more complex cases.

We want to further improve access to our services by building on the success and ensure that everyone receives the help they need to stay independent at home. We will do this by further enhancing our First Point of Contact service and consolidating this as the single route into our services for older people.

### **We will strengthen and streamline services at our front door to support prevention and reablement by:**

- Building on our First Point of Contact Service and consolidate this as the single route into all our services for older people, reducing duplication and ensuring a consistent approach to prevention and reablement.
- Empowering our Social Workers and Independent Living Contact & Wellbeing Officers to prescribe low level adaptations and equipment.

### **We will work towards a single front door approach for both social care and community health services.**

# Supporting older people to live independently at home through strengths-based preventative services

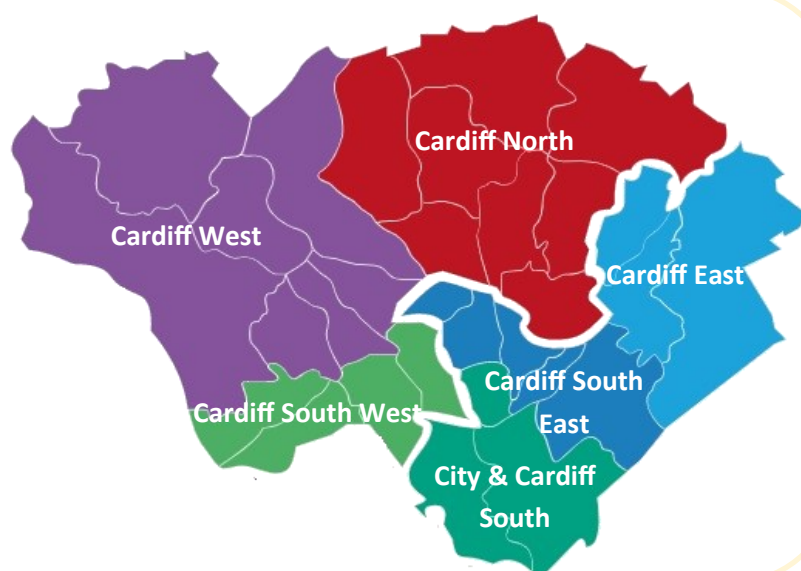
## Locality Working Supporting an “At Home” Approach

Locality working delivers place-based, joined-up care and support across Health, council, third sector services and local community networks. The model of support is designed around the person and their family/support network with targeted actions to meet local needs.

We are working together with partners from the Regional Partnership Board on the Ageing Well @ home programme to deliver place-based joined up care and support across the Health Board, council, third sector services and community networks.

We will work with our partners to develop local integrated multi-disciplinary teams which can better meet the needs of the people who we jointly support. The aim is to dissolve the boundaries between services so that people experience care and support when they need it, focused on keeping people healthy and independent.

The localities will mirror those of the **six** GP clusters within Cardiff, but the service will be split into two locality settings, **North West** and **South East**. These will cover three clusters per locality.



We will work together with health colleagues through the @ home project to develop integrated Local **Multi Disciplinary Teams**, including a wide range of council and health services:

- Establishing easily accessible locations within the community for our joined up teams enabling them to deliver shared priorities.
- Providing the right help at the right time in the community, focused on staying home and healthy and facilitating hospital discharge.
- Ensuring help is available locally - when it is needed to support independence and prevent crisis.
- Continue to work with GP clusters to meet the holistic needs of citizens.

# Supporting older people to live independently at home through strengths-based preventative services

## Homecare Service

The Community Resource Team (CRT) is a joint service provided by Cardiff and Vale University Health Board and Cardiff Council.

CRT supports people to stay at home or return home from hospital through health and care services and through reablement support.

The Council provides a Home Care Service as part of the CRT, delivering much needed personal care, but with a focus on reablement.

We will explore the opportunity to build on our integrated CRT service to deliver a joined up rapid response 24/7 service to continue to keep people at home.



## CRT Case Study

Mrs B was admitted to hospital as a result of heart failure. She recovered well in hospital but it was identified that she may need support with washing and dressing, as well as ongoing physiotherapy to progress her mobility.

Mrs B was very independent prior to her admission so she was referred to the CRT for reablement support. A conversation took place with Mrs B to understand what mattered to her, what she could do and what her goals were.

Regaining her independence and being able to access the community was very important to Mrs B so a number of resources were put in place to help her. An emergency alarm was organised through Telecare and Meals on Wheels were arranged, also access to the Falls Clinic. Both a Physiotherapist and an Occupational Therapist were involved in developing a personal care plan to assist with mobility issues.

Mrs B was referred to the Day Opportunities Team to regain her confidence in accessing community activities.

This collaborative working prevented the need for a long term package of care and increased independence for Mrs B.

“The carers have been wonderful, I feel like a new woman which is thanks to all of you!”

**We will work in partnership with our health colleagues to move towards a more integrated approach to community resource services.**

**We will modernise our homecare services to:**

- Provide a full Reablement Service - upskilling our current care staff to be reablement officers.
- Provide a Bridging Service for short periods to achieve rapid discharge from hospital or to support continued independence.
- Create a career pathway for our inhouse care workers to help recruitment and retention.

**We will work with our health partners to develop a rapid response 24/7 service to keep people at home.**



# Supporting older people to live independently at home through strengths based preventative services

## Supporting Hospital Discharge

### Hospital Social Workers

Hospital Social Workers are based in hospitals across Cardiff and the Vale. They aim to facilitate safe and timely discharge for those who have eligible needs for care and support. Assisting those who will be moving into a care home placement, moving to a health setting or returning to their own home with a care service.

### The “Pink Army”

The “Pink Army” is part of our Independent Living service, it works in the hospital wards to support the transition from hospital to home in partnership with Health, Social Care and the 3rd Sector. They are on hand to provide tailored support that meets the needs of the individual, providing preventative interventions, supporting independent living and reducing the risk of readmission.



### Community Occupational Therapist

A recent pilot of a Community Occupational Therapist working alongside social work in the hospital reduced the home care individuals needed and prevented admission to residential care.



#### We will support timely and safe hospital discharge by:

- Having a single point of contact in the hospital which is fully aligned to our community, strengths based model. To ensure safe & timely discharge, following Home First principles and empowering independence.
- Incorporating the skills of our Community Occupational Therapists in the hospital, developing an enhanced triage process, to support independence.
- Refining and simplify the Discharge to Recover and Assess model – assessing care needs in a persons home and not the hospital.

# Supporting older people to live independently at home through strengths-based preventative services

## Improving the Use of Technology.

Telecare or Technology Enabled Care (TEC) uses a combination of alarms, sensors and other equipment to help people live independently.

Research from across the world shows independent living can be extended when older people (aged 75+) are encouraged to take up telecare. **4,419** people over the age of **75** currently use our Telecare services, although this equates to **71%** of all Telecare users, it equates to just **18%** of the 75+ population in the city.

We want to encourage greater use of technology, including mainstream technology such as voice activated devices, to help more people stay independent for longer. Technology will not replace the need for human contact, however it can be an important tool alongside other support to help people to remain at home.

### A focus on Telecare



In 2020/21, 230,763 calls were taken.

Telecare mobile wardens attended **3,614 fallers**, resulting in estimated cost avoidance for the Welsh Ambulance Service of **£703,154** for the year.

Service delivery was maintained throughout the whole of the pandemic.



### We will improve the use of technology, aids and adaptations to support independence by:

- Developing a cutting edge Cardiff Tech Strategy based on the best practice from across the world and providing tech support to embed this, ensuring all our staff are trained to make appropriate referrals.
- Introducing a “tech finder tool” for staff and citizens alike, which will empower our citizens to make their own choices and self purchases as well as being a support tool for assessments by our staff.



# Supporting older people to live independently at home through strengths-based preventative services

## Improving the Use of Aids and Adaptations

Aids, equipment and adaptations improve movement and access around the house and can play an important role in keeping older people independent for longer.

### Disabled Facilities Team

The Disabled Facilities Team delivers a range of adaptations to the home. This may include preventative low level works such as hand and grab rails. More significant works will be assessed by an Occupational Therapist who will ensure the adaptation fully meets the needs of the older person.

In 2020/21, 984 home adaptations were delivered to help older people to continue to live independently, but we would like to improve on this and increase the number of adaptations we provide.

**The Joint Equipment Service (JES)** is an integrated service providing an efficient community equipment loan service to residents of Cardiff and the Vale of Glamorgan. They deliver and install specialist equipment upon receipt of referrals from community and hospital clinicians.

The service enables a timely discharge from hospital by providing the equipment required to facilitate that discharge. The service also facilitates the provision of equipment to support the reduction of care as part of a care review process.



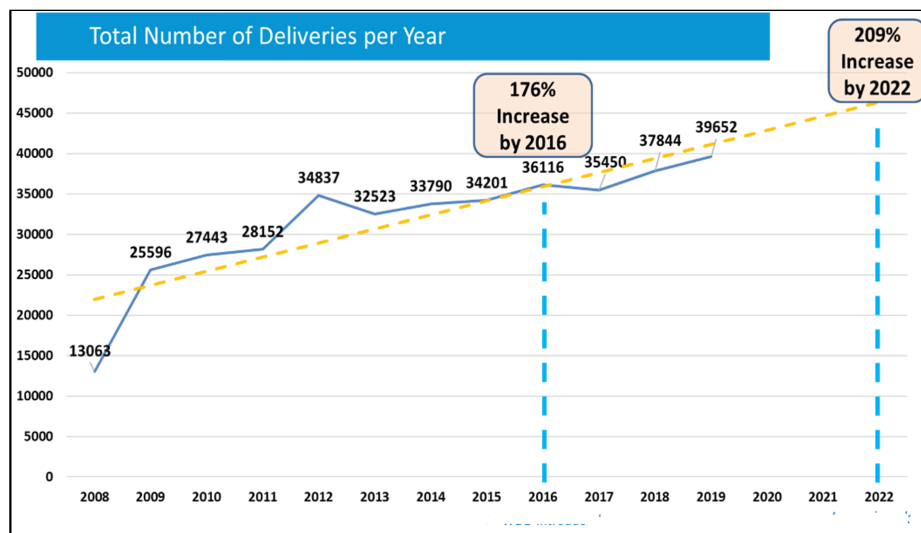
In 2020/21 – JES completed **572** same or next working day deliveries – a **97%** increase on 2019/20

# Supporting older people to live independently at home through strengths-based preventative services

## Proposed Independent Living Wellbeing Centre



With the continued growth of the Joint Equipment Service, we propose to build on the success of the services and to develop an Independent Living Wellbeing Centre.



The proposal would see the development of a single integrated facility for Cardiff and the Vale Councils and the Health Board, to act as a centre for independent living.

It would contain a distribution centre for equipment and include a new smart house facility for training council staff and the wider health and social care sector. The smart house facility would also be used to assess individuals to ensure equipment is appropriate to their needs.

The Centre would include a public-facing facility to enable individuals to understand what equipment is available to assist with independent living and to purchase practical equipment solutions to meet their independent living needs.

It is anticipated that the facility would be host to multidisciplinary teams to develop solutions for the multiple issues faced by older people trying to live independently in the community.

### We will improve the use of technology, aids and adaptations to support independence by :

- Developing proposals for an Independent Living Wellbeing Centre, rationalising our existing joint equipment stores and developing a public facing facility focused on practical solutions to support independent living.
- Removing the means test from all eligible disabled adaptations.
- Expanding the recycling of equipment and adaptations.

# Supporting older people to live independently at home through strengths-based preventative services

## Providing advice and support to help move

The findings from a range of research shows the benefits of suitable older persons' housing in supporting independence and reducing the need for residential care.

### Rehousing Solutions Team

Our Rehousing Solutions Team provides specialist housing advice for older people to help them understand their housing options and support them towards tailored solutions.

The aim will be to ensure that high quality advice and information about housing solutions for older people is available on the Council website, in hubs and through information sessions and events.

Our Housing Association partners provide Extra Care Housing which can help people remain independent and avoid residential care. We want to expand on this and other specialist housing options available for older people.



### We will promote the move to more appropriate housing where this will support independence by:

- Encouraging people to think about their long term housing needs at the earliest opportunity by providing effective information and advice.
- Finding tailored housing solutions to help people remain independent.
- Reviewing our use of extra care / community living housing, as an alternative to residential homes for both respite and permanent care.

# Supporting older people to live independently at home through strengths-based preventative services

## Developing New Accommodation

The Council and partner Registered Social Landlords are committed to continuing to deliver new affordable housing specifically for older people - accessible/flexible accommodation that allows for ageing in walkable neighbourhoods within easy reach of local services and activities.

Approximately **700** units of affordable older persons' accommodation are planned over the period **2020** to **2030** to deliver purpose built, accessible and sustainable community living schemes providing a 'home for life' which enables a resident to live independently.



*Proposed Canton/Riverside Community Living project*



*Proposed Community Living in Butetown*



*Proposed redevelopment of Channel View*

**We will ensure our new housing developments support people to remain independent by:**

- Building care ready, adapted, and adaptable homes.
- Building community living schemes for older people that can meet Cardiff's changing need.



## Providing Domiciliary Care

We currently work with 54 domiciliary care agencies across Cardiff to support around 2,000 people who need additional help to remain living independently. Agencies deliver around 27,000 hours of care a week, providing an essential service to the most vulnerable people in the city. Care providers have worked throughout the pandemic to deliver quality care in both home and residential settings.



The issues with the current care market are clear. There has been a surge in demand following the pandemic and this has revealed systemic weaknesses in domiciliary care provision. There are also problems in recruiting and retaining staff and issues with rates of pay.

We will work in partnership with commissioned care providers to better understand these issues. In particular, we will work with the domiciliary care agencies to deliver flexible person-centred care, developing a trusted partnership agreement with care agencies, allowing them to flex care provision in response to an individual's care needs and wellbeing objectives.

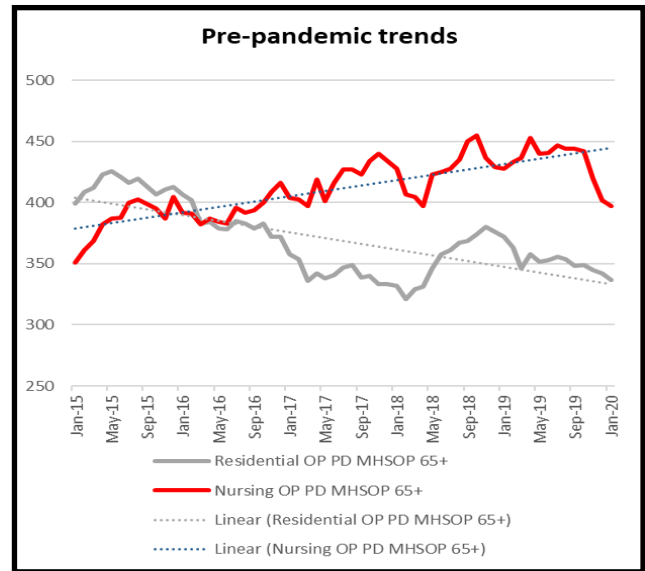
### **We will work in partnership with our commissioned domiciliary care agencies to deliver flexible person centred care by:**

- Increasing our understanding of the issues faced by the domiciliary care agencies and providing support.
- Putting in place a Trusted Partnership agreement with our care providers so they are able to adapt an individual's the care in an appropriate and timely manner.
- Our care providers will have Local Care Co-ordinators who will become part of our multi agency locality teams.

**We will ensure a seamless transition from a council homecare / reablement service to long term Domiciliary Care.**

### Residential Care

Prior to the pandemic the use of council funded residential care was reducing while nursing care was increasing. During the pandemic both of these fell. It is anticipated that as we come out of the pandemic, demand for more specialist provision will increase. Also as we promote and support independence, the need for general residential care will decrease.



### Level of Residential Care in Cardiff (Estimated)

|      | Homes without nursing | Homes with Nursing | Places without nursing | Places with nursing | Total Places |
|------|-----------------------|--------------------|------------------------|---------------------|--------------|
| 2021 | 41                    | 21                 | 781                    | 1,370               | 2,226        |

*The Council purchases less than half of these places*

It is more important than ever that we actively seek to inform, manage and reshape the care market in the light of current and future need. Work is underway to better understand this need through the development of a Population Needs Assessment and a Regional Market Sustainability Report.

Future proposals are likely to see the service working with the residential care sector to move away from general residential provision towards more specialist dementia residential and dementia nursing care.

#### We will seek to inform, manage and reshape the care market by:

- Understanding future care and support requirements in the light of Regional Market Sustainability Report (due June 2022) / Population Needs Assessment and communicating this to the care sector.
- Working with the care sector to move away from general residential towards home based care.
- Promoting the development of additional high quality dementia residential and dementia nursing care.

## Supporting Voice and Control in the provision of care

Listening to our citizens and tailoring the care and support towards their chosen outcomes will be at the heart of all our services. This is particularly important in the commissioning of care, ensuring there is sufficient flexibility to meet individual need.

### Direct Payments

Direct Payments are one of the fastest growing methods of meeting the outcomes of people in Wales, and it is our aim to ensure that as many people as possible are able to benefit from them.

Direct Payments enable people to arrange care and services themselves, to have more choice and control over the services they receive, ensuring care is provided in a more convenient and flexible way.

Our partner Dewis Centre for Independent Living supports people through the process.

However despite the support available, taking on responsibility for employing a carer directly can be a daunting prospect for some older people. We will explore other ways that we can assist older people to take control over their own care, this may include encouraging the establishment of micro-enterprises to offer more choice to our citizens.



**650** people in Cardiff already employ their own Personal Assistant to meet this social care needs

### We will increase the voice and control of citizens in our commissioning of care and support services:

- Supporting individual voice and control by focusing on wellbeing outcomes.
- Reviewing how we consult and co-produce services with older people.
- Reviewing our support for direct payments and increasing the supply of well trained personal assistants.
- Exploring the provision of care through local micro-enterprises.
- Moving away from “task and finish” approach to care to focus on wellbeing outcomes.

## What does good care look like?

Using ICF funding, our team of professionals is visiting care homes in Cardiff to understand “what good looks like” – identifying and promoting local best practice.

Meanwhile, we have commissioned research to look across the UK and the world to identify best practice in social care provision for our citizens with the highest needs.



This work will inform our future commissioning of services and allow us to develop more effective quality monitoring arrangements that focus on ensuring that we deliver an excellent quality of service for our most vulnerable citizens.

### **We will improve the quality of care provided through commissioned services by:**

- Developing a clear view of “what good looks like” in dementia residential and nursing homes to inform future commissioning.
- Ensuring that effective quality monitoring is in place that focuses on the care provided and the views of the individuals, their family, and care network.
- Co-producing a Regional Quality Framework for care homes underpinned by local quality assurance arrangements.
- Reviewing Quality Ratings for both domiciliary and residential care.
- Relaunching the Escalating Concerns process to support providers to improve when things go wrong and to ensure immediate action / intervention where there are safeguarding concerns.



## Valuing the Social Care Workforce

Valuing and developing the Social Care workforce is key if good quality care is to be provided. Although the issues with the care workforce is a national one, Cardiff's employment market provides additional challenges. A recent review showed distinctive features of the workforce in Cardiff.

### High Turnover

We have the highest proportion of social care staff who joined within the last 12 months (37%) and the lowest proportion on permanent contracts (72%).

### Low Qualification Levels

The proportion of managers and care staff with the required or recommended qualifications is lower in Cardiff than other areas:

- **73%** of managers compared to **83%** for Wales
- **71%** of senior care workers compared with **82%** for Wales
- **45%** of care workers compared with **61%** for Wales

Welsh Government has recently announced additional funding to enable local authorities to implement the Real Living Wage within the care sector. We will work with Welsh Government to ensure that this is implemented in the most effective way possible.



Cardiff Cares Academy recruit and train new Care Workers for the city's social care sector. They provide informative sessions about what the role involves including training, with tailored support provided every step of the way.

### We will value and develop the Social Care Workforce by:

- Further developing Cardiff Cares Academy to provide training, mentoring and employer support.
- Providing proactive support to help care workers to achieve registration.
- Working in partnership with providers to grow the workforce – including through our Care Development Contracts.
- Working with the Welsh Government to implement the Real Living Wage for care workers in Cardiff.
- Working collaboratively with all key stakeholders across the region as part of the Social Care Regional Workforce Partnership.

### Supporting Carers

We recognise the vital contribution that informal or unpaid carers make to communities and the people they care for. We also understand the pressure that caring for a loved one can cause, especially if the carer is also an older person themselves or is carrying out their care role while in full time work.

We are committed to ensuring that carers are recognised, and that every step is taken to ensure we support the highest quality of life both for those providing and in receipt of care. We will review the support for carers in full consultation with carer representatives.



*The cost of replacing informal or unpaid care with formal care is estimated at £8 billion for Wales*

The Cardiff and Vale Carers Gateway provides help and support for informal carers.

10 carers Expert Panels were held in 2020/21 consulting carers on a wide variety of issues.




#### **We will support and value informal carers by:**

- Reviewing our advice services for carers to ensure they meet current needs.
- Evaluating the current carer's assessment process and explore how take up of these can be improved.
- Offering Occupational Therapy support to enable carers to safely support their loved ones.
- Reviewing the range of respite provided.
- Consulting and co-producing any changes with carers.

### Supporting those living with Dementia

Our ambition for Cardiff is to be a Dementia Friendly City and we aim to work in the best way for those living with dementia.

We want to understand how we can best support people with dementia to live in the community. We want to embed research-based practice into our approach and to use the learning from this research to influence the way in which we approach commissioning services in social care. Consideration will be given to national and local policy documents which set out how to deliver improved dementia services.



**Mental Health Services for Older People (MHSOP)**, a regional partnership, provides secondary mental health services to adults over the age of 65. This multi-disciplinary team is integral to the holistic delivery of services.



It is estimated that the number of people living with dementia in Cardiff will increase by **30.1%** by 2030 and by **41.1%** for severe dementia.

**We will ensure we support people with dementia to stay at home wherever possible by:**

- Reviewing best practice from across the world to understand how we can best support people with dementia to live in the community.
- Providing dementia training to all staff to enable them to tailor the correct support to the person and their family in their home.
- Using all the latest technology to support client care.

## Retaining Voice & Control

We will take a strengths-based approach which places the individual and their needs at the centre of their care and support & support individuals to achieve well-being in every part of their lives.

Ensuring that the citizens voice is still heard when their mental capacity is compromised is particularly important.

## Liberty Protection Safeguards Legislation

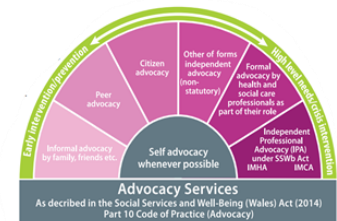
Liberty Protection Safeguards legislation will be introduced in 2022. This new legislation supports the rights of those whose capacity is impaired.

We will fully train our staff to apply this legislation in a person centred way will be key to the success of the approach.

The **Cardiff and Vale Advocacy Gateway** is a single point of access for adults looking for support in the planning and delivery of their care and support.

Advocacy is independent of Social Services, and is there to help individuals get the best experience of working with social care services.

A new joint **Cardiff & Vale Advocacy Strategy** has been produced which sets out ambitious targets for collaboration and co-production across all areas of Adult Social Care. We will ensure that our Advocacy Services are recommissioned in line with its commitments.



## We will ensure older people, however vulnerable, retain a voice in their care by:

- Ensuring our social workers take a strengths based approach to mental capacity and ensure that as far as possible older people retain voice and control.
- Mainstreaming the new Liberty Protection Safeguards within older persons services.
- Recommissioning our Advocacy Services in line with the commitments set out in the Cardiff and Vale Advocacy Strategy.



### Reviewing and modernising our services

To deliver the aims of this Strategy it will be necessary to modernise services and to embed a strengths-based and independence focused approach in the service, ensuring that training and quality monitoring fully support this approach.

We want to ensure that a wide range of help is available to support all older people to remain independent at home and that all our staff are fully trained to find the right help for an older person at the right time.

We also need to ensure that our professionals have the time to support the most vulnerable older people, fully understanding their views and working with them to meet their care and support needs.



#### **We will review and modernise our services to be strengths-based and independence focused by:**

- Restructuring services around our customers needs, in a way that values our professionals and delivers multidisciplinary locality working.
- Reviewing and streamlining services – taking a trusted assessor approach, stripping out duplication and costly bureaucracy, ensuring our professionals have the time to support the most vulnerable older people effectively.
- Reviewing training to ensure that all staff are able to work in a strengths based, trusted assessor basis, taking a holistic view, “prescribing” tech, aids, adaptations, as well as care.
- Ensure our quality assurance framework delivers high quality strengths-based social work and care.

### Addressing Health Inequality

In Cardiff, some of Wales most and least deprived communities can be found within miles of each other. Men living in the least deprived communities can expect to live on average 11 years longer than those who live in the most deprived areas, while the gap is 9 years for women. However, when looking at healthy life expectancy, the difference more than doubles to 24 years for men and 22 years for women.

Risk factors and mortality for many common conditions are also adversely affected by deprivation, with a significant inequality 'gap' between those in the most and least-deprived communities. In Cardiff, mortality rates due to poor health are higher in the south of the city.

**We are working with our Public Health colleagues to address health inequalities in the city**

#### Keep On Moving Class

The Hip fracture data for the Grangetown area shows that this area has one of the highest incidence rates in the whole of Wales with falls a major factor. Cardiff Hubs have worked closely with Cardiff & Vale Public Health Team with the aim of reducing falls in the area.



Following work by the Public Health Team looking into barriers into participation in exercise classes and Stay Steady Clinics within ethnic minority communities, a targeted 5 week trial of LIFT sessions (Low Impact Functional Training - exercises classes for the over 50's, seated or standing) at Grangetown Hub

Sessions were carefully promoted as being delivered by a trained female Hub staff member, 'women only', with an emphasis on gentle activity and information was produced in Welsh, English, Arabic, Somali, Bengali, Urdu and Gujarati. Sessions times and days were chosen to respect cultural sensitivities. The targeted LIFT sessions are now a permanent fixture in Grangetown Hub's event programme. Consideration is now being given to a regular visit from a 'Stay Steady Clinic' physiotherapist.

#### Strengthening Welsh language provision

We have created a set of actions to ensure we strengthen Welsh language provision within the service. This includes improving our data collection in order to accurately record and share information on the Welsh language in terms of workforce and service users. It has also recently been agreed that all posts will include Welsh language skills as a desirable requirement. We will also identify service areas who could most benefit from further training and would make the most difference to Welsh Language service provision and improve the process for allocating Welsh speaking staff to service users.



We have analysed the demographic information for individuals aged 65+ who completed a wellbeing assessment between April 2018 and March 2021.



65% of clients are 80+

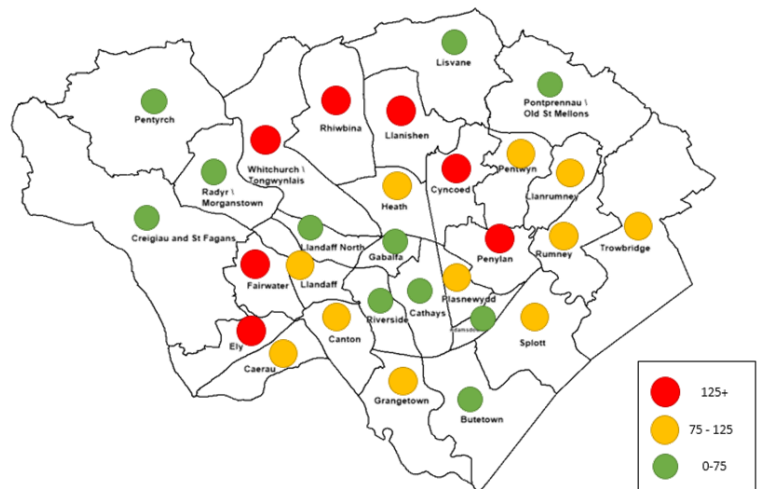
22% of clients are 90+



63% own their own home



The highest number of clients live in Llanishen, Ely Whitchurch and Rhiwbina.



In 2020/21 ethnicity was not recorded for almost a third of all clients.

Where ethnicity was recorded - 95% of clients are white, this compares to 94% of the +65 Cardiff population (according to the 2018 population estimate)



We will improve our recording of ethnicity and seek to better understand the impact of our services on different cultures.

We will work with Public Health and other partners to combat the health inequalities across the city.

### Next Steps

The “We Will” commitments in this strategy set the direction of travel for the next 5 years.

### Working together

The Council alone cannot deliver the aims of this strategy. Effective partnership working, and where appropriate greater integration, is essential to ensure that the best outcomes and solutions can be reached. Many areas of the Strategy will require further development, this development will be carried out in collaboration with our partners and citizens.

### Funding sources

Delivery of the Ageing Well Strategy is dependent on a number of funding sources. Some proposals have not yet been fully costed and the development of robust business cases will need to be considered prior to implementation, this may include piloting of some solutions before final implementation.

### Governance, monitoring and evaluation arrangements

A key next step is the development of detailed implementation plans which will be subject to regular monitoring and review. Clear outcome measures and key performance indicators will be developed to allow evaluation of the work undertaken.

The Strategy will be embedded in the Council’s existing governance and monitoring arrangements, and will inform future corporate plan and directorate delivery plan objectives. Progress will also be reported to the Regional Partnership Board, either as part of existing programme management, or separately as required, ensuring that the direction of travel is aligned with that of our key partners.



Equality Impact Assessment  
Corporate Assessment Template



|                                                                 |
|-----------------------------------------------------------------|
| <b>Strategy Title: Cardiff Ageing Well Strategy 2022 - 2026</b> |
| <b>New</b>                                                      |

|                                                                        |                                                       |
|------------------------------------------------------------------------|-------------------------------------------------------|
| <b>Who is responsible for developing and implementing the Strategy</b> |                                                       |
| Name: Jane Thomas                                                      | Job Title: Director                                   |
| Service Team: Adult Social Services                                    | Service Area: Adult Services, Housing and Communities |
| Assessment Date: December 2021                                         |                                                       |

**1. What are the objectives of the Policy/Strategy/Project/ Procedure/ Service/Function?**

|                                                                                                                                                                                                                                                                                                                                                                                                                                                                                                                                                                                                                                                                                                                                                                                                                                                                                                                                                                                                                                                                                                                                                                                                                                                                                                                                                                                           |
|-------------------------------------------------------------------------------------------------------------------------------------------------------------------------------------------------------------------------------------------------------------------------------------------------------------------------------------------------------------------------------------------------------------------------------------------------------------------------------------------------------------------------------------------------------------------------------------------------------------------------------------------------------------------------------------------------------------------------------------------------------------------------------------------------------------------------------------------------------------------------------------------------------------------------------------------------------------------------------------------------------------------------------------------------------------------------------------------------------------------------------------------------------------------------------------------------------------------------------------------------------------------------------------------------------------------------------------------------------------------------------------------|
| <p><b>An Ageing Population</b></p> <p>The population of Cardiff is ageing, by 2031 the number of people</p> <ul style="list-style-type: none"> <li>• Aged 65+ will increase by 17.8%</li> <li>• Aged 85+ will increase by 9.2%</li> <li>• Aged 90+ will increase by 5.9%</li> </ul> <p>The number that struggle with activities of daily living will increase by 17% to 2030 – 1 in 4 older people (over 65).</p> <p>The number of people living with dementia will increase by 30.1% by 2030 and 41.1% for severe dementia.</p> <p>However, this will not necessarily translate into increased demand for residential care.</p> <p>Policy decisions and action that we take now to help people to remain independent at home can prevent an unsustainable demand for services and improve outcomes for older people.</p> <p>The Cardiff Ageing Well Strategy sets out our 5 year plan for supporting older people to age well and how we will work together with partners in the Health Board, Third Sector and Independent Sector to support older people</p> <p>This will be achieved by ensuring involvement from 3<sup>rd</sup> sector partners, representing people who access services, carers and staff through a number of engagement events that will identify key themes to support the development and growth of the strategy to ensure it is citizen focused and useful.</p> |
|-------------------------------------------------------------------------------------------------------------------------------------------------------------------------------------------------------------------------------------------------------------------------------------------------------------------------------------------------------------------------------------------------------------------------------------------------------------------------------------------------------------------------------------------------------------------------------------------------------------------------------------------------------------------------------------------------------------------------------------------------------------------------------------------------------------------------------------------------------------------------------------------------------------------------------------------------------------------------------------------------------------------------------------------------------------------------------------------------------------------------------------------------------------------------------------------------------------------------------------------------------------------------------------------------------------------------------------------------------------------------------------------|

Equality Impact Assessment  
Corporate Assessment Template

1. The strategy sets out the following vision, principles and key aims

**Vision**

Supporting older people to live well in their homes and communities

**Principles**

- Older people will have Voice and Control
- We will take a strengths-based approach
- We will support and enable independence
- We will provide the right help at the right time
- We will deliver outcome focused services
- We will work collaboratively with partners, third sector and citizens
- We will value diversity and promote equality
- We will ensure that our social care workforce is well trained and feel valued

**Key Aims**

- Supporting older people to stay active and connected in an age friendly city
- Supporting older people to live independently at home through strengths based preventative services
- Working in partnership to deliver high quality sustainable care and support
- Supporting informal carers and valuing their role
- Ensuring our services meet the needs of the most vulnerable
- Proactively modernising our Services

**CARDIFF COUNCIL**

**Equality Impact Assessment  
Corporate Assessment Template**

|  |
|--|
|  |
|--|

- 2. Please provide background information on the Policy/Strategy/Project/Procedure/Service/Function and any research done [e.g. service users data against demographic statistics, similar EIAs done etc.]**

The strategy has been developed in response to the pressures being experienced across adult services both in Cardiff and nationally, and more recently the impact of the pandemic.

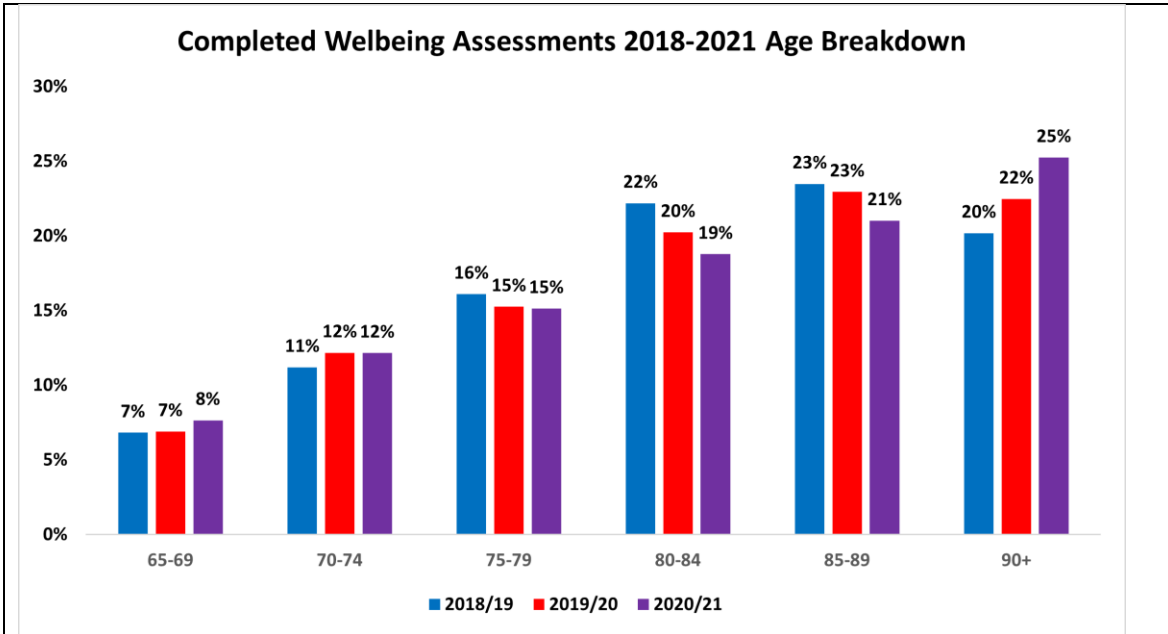
The original work was started in December 2019 with a number of engagement events held with stakeholders and the public to identify the direction of travel for the strategy. The Strategy was put on hold in March 2020 following the onset of Covid and the restrictions as well as the impact this had on the way Adult Service's. In October and November 2020 further engagement events were held to provide an update and to ensure that the strategy was continuing to develop in the right way. Due to further covid pressures during the winter of 2020-2021 this was further put on hold to concentrate on frontline services.

In Autumn 2021 it was decided that the focus of the strategy should be on Older people's services with a plan to develop a further strategy in 2022-23 to capture our mental health, Learning Disabilities and under 65's aspects of Adult Services.

Age of Service Users

The following data has been collated from completed wellbeing assessments undertaken between April 2018 and March 2021

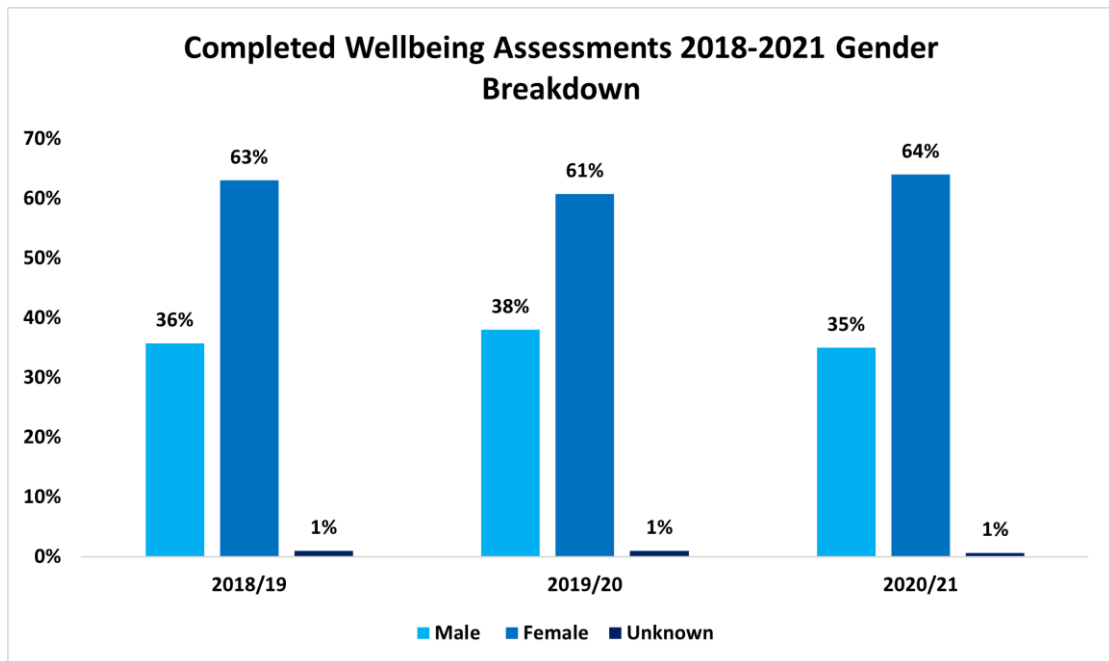
Equality Impact Assessment  
Corporate Assessment Template



Over the last three years there is little to no change in the proportion of those who received a full wellbeing assessment under the age of 80. Between 2018/19 and 2020/21, there is a slight decrease of 3% in adults aged 80-84, a 2% increase in adults aged 85-89 and a 5% increase in adults 90+.

The largest age group is those individuals aged 80+. They make-up 65% of wellbeing assessments completed in 2020/21.

Gender



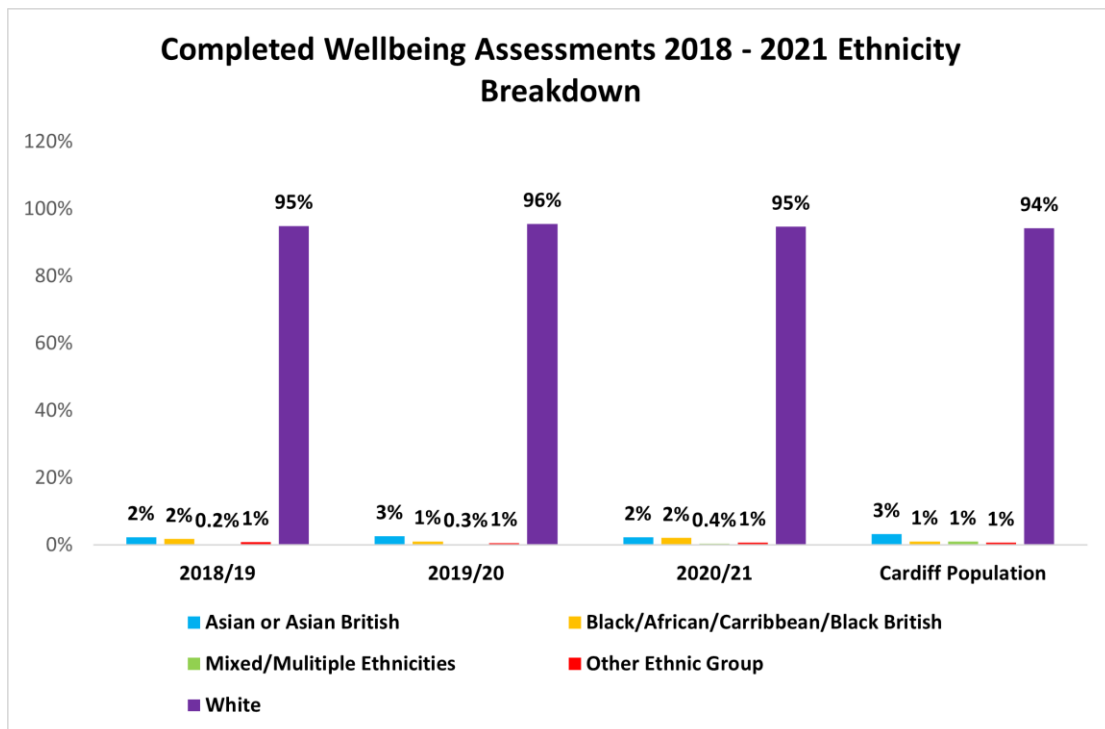
# CARDIFF COUNCIL

## Equality Impact Assessment Corporate Assessment Template

For the period April 2018 to March 2021, most service users were female. In 2018/19, 63% of service users were female (3,625), in 2019/20 it was 61% (3,503) and in 2020/21 it was 64% (1,848).

A small proportion of wellbeing assessments have no gender recorded. This has remained at 1% between 2018/19 and 2020/21.

### Ethnicity



This data clearly shows that the ethnicity of individuals for whom a wellbeing assessment is completed is broadly the same as the ethnicity of the wider Cardiff population aged 65+.

However, in 2020/21 ethnicity was not recorded for almost a third of all clients.

### Health Inequality

In Cardiff, some of Wales' most and least deprived communities can be found within miles of each other. Men living in the least deprived communities can expect to live on average 11 years longer than those who live in the most deprived areas, while the gap is 9 years for women.

However, when looking at healthy life expectancy, the difference more than doubles to 24 years for men and 22 years for women. Risk factors and mortality for many common conditions is also adversely affected by deprivation, with a significant inequality 'gap'

# CARDIFF COUNCIL

## Equality Impact Assessment Corporate Assessment Template

between those in the most and least-deprived communities. In Cardiff, mortality rates due to poor health are higher in the south of the city.

### 3 Assess Impact on the Protected Characteristics

#### 3.1 Age

Will this Policy/Strategy/Project/Procedure/Service/Function have a **differential impact [positive/negative/]** on younger/older people?

|                | Yes | No | N/A |
|----------------|-----|----|-----|
| Up to 18 years |     | X  |     |
| 18 - 65 years  | X   |    |     |
| Over 65 years  | X   |    |     |

**Please give details/consequences of the differential impact, and provide supporting evidence, if any.**

The new strategy will provide a clear and considered approach to how older people will be supported in Cardiff during the period of the strategy. It will provide a clear list of aims and objectives to support better communities, and develop further co-productive and asset based approaches to care and support services for over 65's, as well as developing a further a better community outlook for all.

Support for development has been provided through C3SC, engaging carers and citizens to develop key themes. This is linked to the internal milestones and objectives identified for all service areas, and wider local and national strategies such as Healthier Wales, and Shaping our Future Wellbeing

**What action(s) can you take to address the differential impact?**

All aspects of the strategy are designed to be inclusive and have a positive outcome for all those over the age of 65 living in Cardiff and their carers.

#### 3.2 Disability

Will this Policy/Strategy/Project/Procedure/Service/Function have a **differential impact [positive/negative]** on disabled people?

**CARDIFF COUNCIL**

**Equality Impact Assessment  
Corporate Assessment Template**

|                                           | <b>Yes</b> | <b>No</b> | <b>N/A</b> |
|-------------------------------------------|------------|-----------|------------|
| Hearing Impairment                        | <b>X</b>   |           |            |
| Physical Impairment                       | <b>X</b>   |           |            |
| Visual Impairment                         | <b>X</b>   |           |            |
| Learning Disability                       | <b>X</b>   |           |            |
| Long-Standing Illness or Health Condition | <b>X</b>   |           |            |
| Mental Health                             | <b>X</b>   |           |            |
| Substance Misuse                          | <b>X</b>   |           |            |
| Other                                     | <b>X</b>   |           |            |

**Please give details/consequences of the differential impact, and provide supporting evidence, if any.**

The strategy will have a positive impact on those with disabilities. The strategy will support older people living with disabilities and sensory and physical impairments to be able to access services in a clearer way and will support people to live well and more independent lives in later life. It will promote community working and community links for people and ensure that citizens feel included and a part of their communities.

**What action(s) can you take to address the differential impact?**

All aspects of the strategy are designed to be inclusive and have a positive outcome for all those over the age of 65 with disabilities living in Cardiff.

**3.3 Gender Reassignment**

Will this Policy/Strategy/Project/Procedure/Service/Function have a **differential impact [positive/negative]** on transgender people?

|                                                                                                                                                                                                                   | <b>Yes</b> | <b>No</b> | <b>N/A</b> |
|-------------------------------------------------------------------------------------------------------------------------------------------------------------------------------------------------------------------|------------|-----------|------------|
| <b>Transgender People</b><br>(People who are proposing to undergo, are undergoing, or have undergone a process [or part of a process] to reassign their sex by changing physiological or other attributes of sex) |            |           | x          |

**Please give details/consequences of the differential impact, and provide supporting evidence, if any.**

The strategy is wholly inclusive and will take into account people from the LGBTQ+ community

**What action(s) can you take to address the differential impact?**

# CARDIFF COUNCIL

## Equality Impact Assessment Corporate Assessment Template

No negative impact anticipated, however careful monitoring of services will take place to ensure that no service users are unduly impacted by the implementation of the Strategy.

### 3.4. Marriage and Civil Partnership

Will this Policy/Strategy/Project/Procedure/Service/Function have a **differential impact [positive/negative]** on marriage and civil partnership?

|                   | Yes | No | N/A |
|-------------------|-----|----|-----|
| Marriage          |     |    | X   |
| Civil Partnership |     |    | X   |

**Please give details/consequences of the differential impact, and provide supporting evidence, if any.**

The strategy will take into account all people who are important to a person receiving support including those who are married and in civil partnerships

**What action(s) can you take to address the differential impact?**

No negative impact anticipated, however careful monitoring of services will take place to ensure that no service users are unduly impacted by the implementation of the Strategy.

### 3.5 Pregnancy and Maternity

Will this Policy/Strategy/Project/Procedure/Service/Function have a **differential impact [positive/negative]** on pregnancy and maternity?

|           | Yes | No | N/A |
|-----------|-----|----|-----|
| Pregnancy |     |    | X   |



**CARDIFF COUNCIL**

**Equality Impact Assessment  
Corporate Assessment Template**

|           |  |  |   |
|-----------|--|--|---|
| Maternity |  |  | X |
|-----------|--|--|---|

**Please give details/consequences of the differential impact, and provide supporting evidence, if any.**

The Strategy is designed around care and support of those over 65 years of age and their carers. We do not expect those who are pregnant or on maternity to be directly impacted by this strategy

**What action(s) can you take to address the differential impact?**

No negative impact anticipated.

**3.6 Race**

Will this Policy/Strategy/Project//Procedure/Service/Function have a **differential impact [positive/negative]** on the following groups?

|                                             | Yes | No | N/A |
|---------------------------------------------|-----|----|-----|
| White                                       |     |    | X   |
| Mixed / Multiple Ethnic Groups              |     |    | X   |
| Asian / Asian British                       |     |    | X   |
| Black / African / Caribbean / Black British |     |    | X   |
| Other Ethnic Groups                         |     |    | X   |

**Please give details/consequences of the differential impact, and provide supporting evidence, if any.**

As part of the engagement sessions work has been done to engage ethnic minority groups including BAME organisations through Taff Housing and engagement attempted with our Gypsy, Roma and traveller communities in Cardiff.

The strategy is wholly inclusive and takes into consideration the vast number of minority communities in Cardiff and the differing needs of these communities.

The strategy identified that in 2020/21 ethnicity was not recorded for almost a third of all clients.

**CARDIFF COUNCIL**

**Equality Impact Assessment  
Corporate Assessment Template**

|                                                                                                                                                                  |
|------------------------------------------------------------------------------------------------------------------------------------------------------------------|
|                                                                                                                                                                  |
| <b>What action(s) can you take to address the differential impact?</b>                                                                                           |
| An action has been included in the strategy to improve our recording of ethnicity and seek to better understand the impact of our services on different cultures |

**3.7 Religion, Belief or Non-Belief**

Will this Policy/Strategy/Project/Procedure/Service/Function have a **differential impact [positive/negative]** on people with different religions, beliefs or non-beliefs?

|           | Yes | No | N/A |
|-----------|-----|----|-----|
| Buddhist  |     |    | X   |
| Christian |     |    | X   |
| Hindu     |     |    | X   |
| Humanist  |     |    | X   |
| Jewish    |     |    | X   |
| Muslim    |     |    | X   |
| Sikh      |     |    | X   |
| Other     |     |    | X   |

|                                                                                                                                                                                   |
|-----------------------------------------------------------------------------------------------------------------------------------------------------------------------------------|
| <b>Please give details/consequences of the differential impact, and provide supporting evidence, if any.</b>                                                                      |
| The strategy is wholly inclusive and will take into account people’s beliefs and religion                                                                                         |
| <b>What action(s) can you take to address the differential impact?</b>                                                                                                            |
| No negative impact anticipated, however careful monitoring of services will take place to ensure that no service users are unduly impacted by the implementation of the Strategy. |

**3.8 Sex**

**CARDIFF COUNCIL**

**Equality Impact Assessment  
Corporate Assessment Template**

Will this Policy/Strategy/Project/Procedure/Service/Function have a **differential impact [positive/negative]** on men and/or women?

|       | Yes | No | N/A |
|-------|-----|----|-----|
| Men   |     |    | X   |
| Women |     |    | X   |

**Please give details/consequences of the differential impact, and provide supporting evidence, if any.**

The strategy is designed for all citizens, whatever the gender is that they identify as.

**What action(s) can you take to address the differential impact?**

No negative impact anticipated, however careful monitoring of services will take place to ensure that no service users are unduly impacted by the implementation of the Strategy.

**3.9 Sexual Orientation**

Will this Policy/Strategy/Project/Procedure/Service/Function have a **differential impact [positive/negative]** on the following groups?

|                       | Yes | No | N/A |
|-----------------------|-----|----|-----|
| Bisexual              |     |    | X   |
| Gay Men               |     |    | X   |
| Gay Women/Lesbians    |     |    | X   |
| Heterosexual/Straight |     |    | X   |

**Please give details/consequences of the differential impact, and provide supporting evidence, if any.**

The strategy is wholly inclusive and will take into account people from the LGBTQ+ community

**What action(s) can you take to address the differential impact?**

**CARDIFF COUNCIL**

**Equality Impact Assessment  
Corporate Assessment Template**

No negative impact anticipated, however careful monitoring of services will take place to ensure that no service users are unduly impacted by the implementation of the Strategy.

**3.10 Socio-economic Duty**

Will this Policy/Strategy/Project/Procedure/Service/Function have a **differential impact [positive/negative]** on the Socio-economic Duty?

|  | Yes | No | N/A |
|--|-----|----|-----|
|  | x   |    |     |

**Please give details/consequences of the differential impact, and provide supporting evidence, if any.**

It will ensure that advice and services are provided locally to people, reducing a requirement for people to travel to central location to access services that will help.

This work has already started with the wide range of support offered through the city wide Hybs and will stretch to health and well-being support services as well.

Work is being undertaken in support of the strategy to improve support for people being discharged from hospital and increase the offer for older people to access reablement services to prevent further hospital admissions and improve independence and wellbeing.

The strategy also makes a commitment to work with our Public Health colleagues to address health inequalities in the city.

**What action(s) can you take to address the differential impact?**

No negative impact anticipated, however careful monitoring of services will take place to ensure that no service users are unduly impacted by the implementation of the Strategy.

CARDIFF COUNCIL

Equality Impact Assessment  
Corporate Assessment Template

|  |
|--|
|  |
|--|

**3.11 Welsh Language**

Will this Policy/ Strategy/Project/Procedure/Service/Function have a **differential impact (positive/negative)** on the Welsh Language?

|  | Yes | No | N/A |
|--|-----|----|-----|
|  |     |    | X   |

**Please give details/ consequences of the differential impact, and provide supporting evidence, if any.**

The strategy will be available in Welsh and other languages as required / identified in our demographic data.

The Strategy identifies a set of actions to be implemented to ensure we strengthen Welsh language provision within the service. This includes improving our data collection in order to accurately record and share information on the Welsh language in terms of workforce and service users It has also recently been agreed that all posts in Social Services will include Welsh language skills as a desirable requirement.

We will also Identify service areas who could most benefit from further training and would make the most difference to Welsh Language service provision and improve the process for allocating Welsh speaking staff to service users

**What action(s) can you take to address the differential impact?**

No negative impact anticipated, however careful monitoring of services will take place to ensure that no service users are unduly impacted by the implementation of the Strategy.

**CARDIFF COUNCIL**

**Equality Impact Assessment  
Corporate Assessment Template**

|  |
|--|
|  |
|--|

**4. Consultation and Engagement**

What arrangements have been made to consult/engage with the various Equalities Groups?

|                                                                                                                                                                                                                                                                                                                                                                                                                                                                                                                                        |
|----------------------------------------------------------------------------------------------------------------------------------------------------------------------------------------------------------------------------------------------------------------------------------------------------------------------------------------------------------------------------------------------------------------------------------------------------------------------------------------------------------------------------------------|
| <p>Work was started with C3SC in November 2019 to develop the ideas around the main themes of the strategy.</p> <p>This work was ongoing and included engagement events and surveys to understand what was important to citizens. This work was due to continue but due to the impact of Covid all work halted in March 2020.</p> <p>Further engagement events were held in November 2020 with the support of C3SC and internal engagement events were also undertaken with team managers from across all areas of Adult Services.</p> |
|----------------------------------------------------------------------------------------------------------------------------------------------------------------------------------------------------------------------------------------------------------------------------------------------------------------------------------------------------------------------------------------------------------------------------------------------------------------------------------------------------------------------------------------|

**5. Summary of Actions [Listed in the Sections above]**

| <b>Groups</b>                | <b>Actions</b>                                                                                                                                                   |
|------------------------------|------------------------------------------------------------------------------------------------------------------------------------------------------------------|
| Age                          | All aspects of the strategy are designed to be inclusive and have a positive outcome for all those over the age of 65 living in Cardiff and their carers         |
| Disability                   | All aspects of the strategy are designed to be inclusive and have a positive outcome for all those over the age of 65 with disabilities living in Cardiff.       |
| Gender Reassignment          | None                                                                                                                                                             |
| Marriage & Civil Partnership | None                                                                                                                                                             |
| Pregnancy & Maternity        | None                                                                                                                                                             |
| Race                         | An action has been included in the strategy to improve our recording of ethnicity and seek to better understand the impact of our services on different cultures |
| Religion/Belief              | None                                                                                                                                                             |
| Sex                          | None                                                                                                                                                             |
| Sexual Orientation           | None                                                                                                                                                             |

**CARDIFF COUNCIL**

**Equality Impact Assessment  
Corporate Assessment Template**

|                                                           |                                                                                                                                                                                                                                                                                                                                                                                                                                                                                                                                                                                                                                                                             |
|-----------------------------------------------------------|-----------------------------------------------------------------------------------------------------------------------------------------------------------------------------------------------------------------------------------------------------------------------------------------------------------------------------------------------------------------------------------------------------------------------------------------------------------------------------------------------------------------------------------------------------------------------------------------------------------------------------------------------------------------------------|
| Socio-economic Duty                                       | The strategy also makes a commitment to work with our Public Health colleagues to address health inequalities in the city.                                                                                                                                                                                                                                                                                                                                                                                                                                                                                                                                                  |
| Welsh Language                                            | The Strategy identifies a set of actions to be implemented to ensure we strengthen Welsh language provision within the service. This includes improving our data collection in order to accurately record and share information on the Welsh language in terms of workforce and service users It has also recently been agreed that all posts in Social Services will include Welsh language skills as a desirable requirement.<br><br>We will also Identify service areas who could most benefit from further training and would make the most difference to Welsh Language service provision and improve the process for allocating Welsh speaking staff to service users |
| Generic Over-Arching [applicable to all the above groups] | None                                                                                                                                                                                                                                                                                                                                                                                                                                                                                                                                                                                                                                                                        |

**6. Further Action**

Any recommendations for action that you plan to take as a result of this Equality Impact Assessment (listed in Summary of Actions) should be included as part of your Service Area’s Business Plan to be monitored on a regular basis.

**7. Authorisation**

The Template should be completed by the Lead Officer of the identified Policy/Strategy/Project/Function and approved by the appropriate Manager in each Service Area.

|                                                       |                |
|-------------------------------------------------------|----------------|
| Completed By : Jessica Hoops                          | Date: 08/12/21 |
| Designation: Policy & Development Manager             |                |
| Approved By: Jane Thomas                              | Date: 30.12.21 |
| Designation: Director Adults Housing and Communities  |                |
| Service Area: Adult Services, Housing and Communities |                |

7.1 On completion of this Assessment, please ensure that the Form is posted on your Directorate’s Page on CIS - *Council Wide/Management Systems/Equality Impact Assessments* - so that there is a record of all assessments undertaken in the Council.

**CARDIFF COUNCIL**

**Equality Impact Assessment  
Corporate Assessment Template**

For further information or assistance, please contact the Citizen Focus Team on 029 2087 2536 / 3262 or email [equalityteam@cardiff.gov.uk](mailto:equalityteam@cardiff.gov.uk)